

San Francisco Bay Regional Water Quality Control Board

**ORDER No. R2-2016-0015
NPDES No. CA0038679**

The following discharger is subject to waste discharge requirements (WDRs) set forth in this Order:

Table 1. Discharger Information

Discharger	Livermore-Amador Valley Water Management Agency (LAVWMA), Dublin San Ramon Services District, City of Pleasanton, and City of Livermore
Facility Name	LAVWMA Export and Storage Facilities
Facility Address	7176 Johnson Drive Pleasanton, CA 94588 Alameda County
CIWQS Place Number	236689

Table 2. Discharge Locations

Discharge Point	Effluent Description	Discharge Point Latitude (North)	Discharge Point Longitude (West)	Receiving Water
002	Secondary-treated municipal wastewater	37.675001	-122.155278	San Lorenzo Creek
003	Secondary-treated municipal wastewater	37.684444	-121.915278	Alamo Canal

Table 3. Administrative Information

This Order was adopted on:	April 13, 2016
This Order shall become effective on:	June 1, 2016
This Order shall expire on:	May 31, 2021
CIWQS Regulatory Measure Number	405705
The Discharger shall file a Report of Waste Discharge as an application for reissuance of WDRs in accordance with California Code of Regulations, title 23, and an application for reissuance of a National Pollutant Discharge Elimination System (NPDES) permit no later than:	August 31, 2020
The U.S. Environmental Protection Agency (U.S. EPA) and the California Regional Water Quality Control Board, San Francisco Bay Region, have classified this discharge as follows:	Minor

I, Bruce H. Wolfe, Executive Officer, do hereby certify that this Order with all attachments is a full, true, and correct copy of the Order adopted by the California Regional Water Quality Control Board, San Francisco Bay Region, on the date indicated above.

Bruce H. Wolfe, Executive Officer

Contents

I.	Facility Information	4
II.	Findings.....	4
III.	Discharge Prohibitions.....	4
IV.	Effluent Limitations and Discharge Specifications	5
V.	Receiving Water Limitations	6
VI.	Provisions.....	7
	A. Standard Provisions.....	7
	B. Monitoring and Reporting.....	7
	C. Special Provisions	7
	1. Reopener Provisions.....	7
	2. Effluent Characterization Study and Report	8
	3. Receiving Water Characterization Study and Report.....	9
	4. Pollutant Minimization Program	9
	5. Other Special Provisions	10

Tables

Table 1.	Discharger Information.....	1
Table 2.	Discharge Locations	1
Table 3.	Administrative Information	1
Table 4.	Effluent Limitations.....	5

Attachments

Attachment A –	Definitions.....	A-1
Attachment B –	Facility Maps	B-1
Attachment C –	Process Flow Diagram.....	C-1
Attachment D –	Federal Standard Provisions.....	D-1
Attachment E –	Monitoring and Reporting Program (MRP).....	E-1
Attachment F –	Fact Sheet.....	F-1
Attachment G –	Regional Standard Provisions and Monitoring and Reporting Requirements	G-1

I. FACILITY INFORMATION

Information describing the Livermore-Amador Valley Water Management Agency (LAVWMA), the Dublin San Ramon Services District, the City of Pleasanton, and the City of Livermore (collectively, the Discharger) and the intermittent wet weather discharge from the LAVWMA Export and Storage Facilities (Facility) is summarized in Table 1 and Fact Sheet (Attachment F) sections I and II.

II. FINDINGS

The California Regional Water Quality Control Board, San Francisco Bay Region (Regional Water Board), finds:

- A. Legal Authorities.** This Order serves as WDRs pursuant to California Water Code article 4, chapter 4, division 7 (commencing with § 13260). This Order is also issued pursuant to federal Clean Water Act (CWA) section 402 and implementing regulations adopted by U.S. EPA and Water Code chapter 5.5, division 7 (commencing with § 13370). It shall serve as an NPDES permit for point source discharges from the Facility to surface waters.
- B. Background and Rationale for Requirements.** The Regional Water Board developed the requirements in this Order based on information the Discharger submitted as part of its application, information obtained through monitoring and reporting programs, and other available information. The Fact Sheet contains background information and rationale for the requirements in this Order and is hereby incorporated into and constitutes findings for this Order. Attachments A through E and G are also incorporated into this Order.
- C. Provisions and Requirements Implementing State Law.** No provision or requirement in this Order is included to implement State law only.
- D. Notification of Interested Parties.** The Regional Water Board notified the Discharger and interested agencies and persons of its intent to prescribe these WDRs and provided an opportunity to submit written comments and recommendations. The Fact Sheet provides details regarding the notification.
- E. Consideration of Public Comment.** The Regional Water Board, in a public meeting, heard and considered all comments pertaining to the discharge. The Fact Sheet provides details regarding the public hearing.

THEREFORE, IT IS HEREBY ORDERED that Order No. R2-2011-0028 is rescinded upon the effective date of this Order, except for enforcement purposes, and, in order to meet the provisions of Water Code division 7 (commencing with § 13000) and regulations adopted thereunder and the provisions of the CWA and regulations and guidelines adopted thereunder, the Discharger shall comply with the requirements in this Order. This action in no way prevents the Regional Water Board from taking enforcement action for past violations of the previous order.

III. DISCHARGE PROHIBITIONS

- A.** Discharge of treated wastewater at a location or in a manner different from that described in this Order is prohibited.

- B.** Discharge to San Lorenzo Creek is prohibited, except during peak wet weather flows after the Discharger fully utilizes the maximum allowed hydraulic capacity available in the East Bay Dischargers Authority (EBDA) pipeline and except during exercise of the discharge flap gate as described in Prohibition III.E. Wet weather San Lorenzo Creek discharges shall not exceed 21.5 million gallons per day (MGD). Discharge flap gate exercises shall not exceed 140,000 gallons per discharge event. Compliance shall be evaluated at Monitoring Location M-002 as described in the Monitoring and Reporting Program (MRP).
- C.** Discharge to Alamo Canal is prohibited, except during peak wet weather flows after the Discharger fully utilizes its maximum export pumping capacity by full export of 41.2 MGD to the EBDA pipeline (or the EBDA pipeline and the San Lorenzo Creek outfall) in accordance with Provision VI.C.5.b below. Wet weather Alamo Canal discharges shall not exceed 55 MGD. Compliance shall be evaluated at Monitoring Location M-003 as described in the MRP.
- D.** The bypass of untreated or partially-treated wastewater to waters of the United States is prohibited, except as provided for in Attachment D sections I.G.2 and I.G.3 of this Order.
- E.** Discharge to San Lorenzo Creek during discharge flap gate exercises more than twice per year is prohibited. Discharge shall only take place during the wet season, November 1 to April 30, and when there is also a significant flow increase in San Lorenzo Creek.

IV. EFFLUENT LIMITATIONS AND DISCHARGE SPECIFICATIONS

Discharges at Discharge Point Nos. 002 and 003 shall comply with the following effluent limitations, with compliance measured at Monitoring Locations M-002 and M-003 as described in the MRP:

Table 4. Effluent Limitations

Parameter	Unit	Effluent Limitations				
		Average Monthly	Average Weekly	Maximum Daily	Instantaneous Minimum	Instantaneous Maximum
Carbonaceous Biochemical Oxygen Demand (5-day @ 20°C) (CBOD ₅)	mg/L	---	40	---	---	---
Total Suspended Solids (TSS)	mg/L	---	45	---	---	---
Oil and Grease	mg/L	---	---	20	---	---
pH ^[1]	standard units	---	---	---	6.5	8.5
Lead, Total	µg/L	5.5	---	11	---	---
Fecal Coliform	MPN/100 mL	---	---	400	---	---
Total Residual Chlorine	mg/L	---	---	---	---	0.0

Unit Abbreviations:

mg/L = milligrams per liter
 µg/L = micrograms per liter
 MPN/100 mL = most probable number per 100 milliliters

Footnote:

^[1] If the Discharger monitors pH continuously, pursuant to 40 C.F.R. section 401.17 the Discharger shall be in compliance with this pH limitation provided that both of the following conditions are satisfied: (i) the total time during which the pH is outside the required range shall not exceed 7 hours and 26 minutes in any calendar month; and (ii) no individual excursion from the required pH range shall exceed 60 minutes.

V. RECEIVING WATER LIMITATIONS

- A. The discharge shall not cause the following conditions to exist in receiving waters:
1. Floating material, including solids, liquids, foams, and scum, in concentrations that cause nuisance or adversely affect beneficial uses;
 2. Alteration of suspended sediment in such a manner as to cause nuisance or adversely affect beneficial uses, or detrimental increase in the concentrations of toxic pollutants in sediments or aquatic life;
 3. Suspended material in concentrations that cause nuisance or adversely affect beneficial uses;
 4. Bottom deposits or aquatic growths to the extent that such deposits or growths cause nuisance or adversely affect beneficial uses;
 5. Alteration of temperature beyond present natural background levels such that the temperature alteration adversely affects beneficial uses;
 6. Changes in turbidity that cause nuisance or adversely affect beneficial uses, or increases from normal background light penetration or turbidity greater than 10 percent in areas where natural turbidity is greater than 50 nephelometric turbidity units;
 7. Coloration that causes nuisance or adversely affects beneficial uses;
 8. Visible, floating, suspended, or deposited oil or other products of petroleum origin; or
 9. Toxic or other deleterious substances in concentrations or quantities that cause deleterious effects on wildlife, waterfowl, or other aquatic biota, or render any of these unfit for human consumption, either at levels created in the receiving waters or as a result of biological concentration.
- B. The discharge shall not cause the following limitations to be exceeded in receiving waters at any place within one foot of the water surface:
1. Dissolved Oxygen 5.0 mg/L, minimum
The median dissolved oxygen concentration for any three consecutive months shall not be less than 80% of the dissolved oxygen content at saturation. When natural factors cause concentrations less than that specified above, the discharge shall not cause further reduction in ambient dissolved oxygen concentrations.
 2. Dissolved Sulfide Natural background levels
 3. Nutrients Waters shall not contain biostimulatory substances in concentrations that promote aquatic growths to the extent that such growths cause nuisance or adversely affect beneficial uses.
- C. The discharge shall not cause a violation of any water quality standard for receiving waters adopted by the Regional Water Board or the State Water Resources Control Board (State Water

Board) as required by the CWA and regulations adopted thereunder. If more stringent water quality standards are promulgated or approved pursuant to CWA section 303, or amendments thereto, the Regional Water Board may revise or modify this Order in accordance with the more stringent standards.

VI. PROVISIONS

A. Standard Provisions

1. The Discharger shall comply with all “Standard Provisions” in Attachment D.
2. The Discharger shall comply with all applicable provisions of the “Regional Standard Provisions, and Monitoring and Reporting Requirements for NPDES Wastewater Discharge Permits” (Attachment G).

B. Monitoring and Reporting

The Discharger shall comply with the MRP (Attachment E) and future revisions thereto, and applicable sampling and reporting requirements in Attachments D and G.

C. Special Provisions

1. Reopener Provisions

The Regional Water Board may modify or reopen this Order prior to its expiration date in any of the following circumstances as allowed by law:

- a. If present or future investigations demonstrate that the discharges governed by this Order have or will have a reasonable potential to cause or contribute to, or will cease to have, adverse impacts on water quality or beneficial uses of the receiving waters.
- b. If new or revised water quality objectives or total maximum daily loads (TMDLs) come into effect (whether statewide, regional, or site-specific). In such cases, effluent limitations in this Order may be modified as necessary to reflect the updated water quality objectives and wasteload allocations in the TMDLs. Adoption of the effluent limitations in this Order is not intended to restrict in any way future modifications based on legally-adopted water quality objectives or TMDLs or as otherwise permitted under federal regulations governing NPDES permit modifications.
- c. If translator, dilution, or other water quality studies provide a basis for determining that a permit condition should be modified.
- d. If State Water Board precedential decisions, new policies, new laws, or new regulations are adopted.
- e. If an administrative or judicial decision on a separate NPDES permit or WDRs addresses requirements similar to this discharge.
- f. If the Discharger requests adjustments in effluent limits due to the implementation of stormwater diversion pursuant to the Municipal Regional Stormwater Permit (Permit

No. CAS612008) for redirecting dry weather and first flush discharges from the storm drain system to the sanitary sewer system as a stormwater pollutant control strategy.

- g. Or as otherwise authorized by law.

The Discharger may request a permit modification based on any of the circumstances above. With any such request, the Discharger shall include antidegradation and anti-backsliding analyses.

2. Effluent Characterization Study and Report

- a. **Study Elements.** The Discharger shall continue to characterize and evaluate the discharge from the following discharge point to verify that the “no” or “unknown” reasonable potential analysis conclusions of this Order remain valid and to inform the next permit reissuance. The Discharger shall collect representative samples at the monitoring station set forth below, as defined in the MRP, at no less than the frequency specified below (except when the MRP already requires more frequent monitoring):

<u>Discharge Point</u>	<u>Monitoring Location</u>	<u>Minimum Frequency</u>
001	M-001	Once

Samples shall be collected between November 1 and April 30. The samples shall be analyzed for the pollutants listed in Attachment G, Table C, except for those pollutants for which there are no water quality criteria (see Fact Sheet Table F-5). The samples shall also be analyzed for the pollutants listed in Basin Plan Table 3-5 (Water Quality Objectives for Municipal Supply) not already included in Attachment G, Table C, except for color, odor, and radioactive pollutants. The samples shall also be analyzed for total ammonia, temperature, and pH. Total ammonia, temperature, and pH shall be monitored concurrently. Compliance with this requirement shall be achieved in accordance with the specifications of Attachment G sections III.A.1 and III.A.2.

The Discharger shall evaluate whether concentrations of any of these pollutants significantly increase over past performance. The Discharger shall investigate the cause of any such increase. The investigation may include, but need not be limited to, an increase in monitoring frequency, monitoring of internal process streams, and monitoring of influent sources. The Discharger shall establish remedial measures addressing any increase resulting in reasonable potential to cause or contribute to an excursion above applicable water quality objectives. This requirement may be satisfied through identification of the constituent as a “pollutant of concern” in the Discharger’s Pollutant Minimization Program, required by Provision VI.C.4 and NPDES Permit No. CA0037869.

b. Reporting Requirements

- i. **Routine Reporting.** The Discharger shall, after receipt of analytical results, report the following in the transmittal letter for the next annual self-monitoring report:
 - (a) Indication that a sample for this study was collected; and

(b) Identity of pollutants detected at or above applicable water quality criteria (see Fact Sheet Table F-5) and the detected concentrations of those pollutants.

ii. **Final Report.** The Discharger shall submit a final report that presents all these data with the application for permit reissuance.

3. Receiving Water Characterization Study and Report

a. **Study Elements.** The Discharger shall characterize and evaluate the receiving water at the following discharge points to verify that the “no” or “unknown” reasonable potential analysis conclusions of this Order remain valid and to inform the next permit reissuance. The Discharger shall collect representative samples at the monitoring stations set forth below, as defined in the MRP, at no less than the frequencies specified below:

<u>Monitoring Locations</u>	<u>Minimum Frequency</u>
RSW-002U	Once
RSW-003U	Once

Samples shall be collected between November 1 and April 30 at times when there is also a significant flow increase in San Lorenzo Creek. The samples shall be analyzed for total dissolved solids (TDS), chlorides, and the pollutants listed in Attachment G, Table C, except for those pollutants for which there are no water quality criteria (see Fact Sheet Table F-5). The samples shall also be analyzed for additional pollutants listed in Basin Plan Table 3-5 (Water Quality Objectives for Municipal Supply) not included in Attachment G, Table C, except for color, odor, and radioactive pollutants. Compliance with this requirement shall be achieved in accordance with the specifications of Attachment G sections III.A.1 and III.A.2.

b. Reporting Requirements

i. **Routine Reporting.** The Discharger shall, after receipt of analytical results, report the following in the transmittal letter for the next annual self-monitoring report:

(a) Indication that a sample for this study was collected; and

(b) Identity of pollutants detected at or above applicable water quality criteria (see Fact Sheet Table F-5) and the detected concentrations of those pollutants.

ii. **Final Report.** The Discharger shall submit a final report that presents all these data with the application for permit reissuance.

4. Pollutant Minimization Program

a. The Discharger shall develop and conduct a Pollutant Minimization Program as further described below when there is evidence that a priority pollutant is present in the effluent above an effluent limitation (e.g., sample results reported as detected but not quantified [DNQ] when the effluent limitation is less than the method detection limit [MDL], sample results from analytical methods more sensitive than those methods required by this Order, presence of whole effluent toxicity, health advisories for fish consumption, or results of benthic or aquatic organism tissue sampling) and either:

required in MRP section V.B.2, including a description of strategies to maximize storage and export capacity and minimize discharge during wet weather events.

ATTACHMENT A – DEFINITIONS

Arithmetic Mean (μ)

Also called the average, the sum of measured values divided by the number of samples. For ambient water concentrations, the arithmetic mean is calculated as follows:

$$\text{Arithmetic mean} = \mu = \Sigma x / n \quad \text{where: } \Sigma x \text{ is the sum of the measured ambient water concentrations, and } n \text{ is the number of samples.}$$

Average Monthly Effluent Limitation (AMEL)

The highest allowable average of daily discharges over a calendar month, calculated as the sum of all daily discharges measured during a calendar month divided by the number of daily discharges measured during that month.

Average Weekly Effluent Limitation (AWEL)

The highest allowable average of daily discharges over a calendar week (Sunday through Saturday), calculated as the sum of all daily discharges measured during a calendar week divided by the number of daily discharges measured during that week.

Bioaccumulative

Taken up by an organism from its surrounding medium through gill membranes, epithelial tissue, or from food and subsequently concentrated and retained in the body of the organism.

Carcinogenic

Known to cause cancer in living organisms.

Coefficient of Variation

Measure of data variability calculated as the estimated standard deviation divided by the arithmetic mean of the observed values.

Daily Discharge

Either: (1) the total mass of the constituent discharged over the calendar day (12:00 am through 11:59 pm) or any 24-hour period that reasonably represents a calendar day for purposes of sampling (as specified in the permit) for a constituent with limitations expressed in units of mass; or (2) the unweighted arithmetic mean measurement of the constituent over the day for a constituent with limitations expressed in other units of measurement (e.g., concentration).

The daily discharge may be determined by the analytical results of a composite sample taken over the course of one day (a calendar day or other 24-hour period defined as a day) or by the arithmetic mean of analytical results from one or more grab samples taken over the course of the day.

For composite sampling, if 1 day is defined as a 24-hour period other than a calendar day, the analytical result for the 24-hour period is considered the result for the calendar day in which the 24-hour period ends.

Detected, but Not Quantified (DNQ)

Sample result less than the RL, but greater than or equal to the laboratory's MDL. Sample results reported as DNQ are estimated concentrations.

Dilution Credit

Amount of dilution granted to a discharge in the calculation of a water quality-based effluent limitation, based on the allowance of a specified mixing zone. It is calculated from the dilution ratio or determined by conducting a mixing zone study or modeling the discharge and receiving water.

Effluent Concentration Allowance (ECA)

Value derived from the water quality criterion/objective, dilution credit, and ambient background concentration that is used, in conjunction with the CV for the effluent monitoring data, to calculate a long-term average (LTA) discharge concentration. The ECA has the same meaning as waste load allocation (WLA) as used in U.S. EPA guidance (*Technical Support Document For Water Quality-based Toxics Control*, March 1991, second printing, EPA/505/2-90-001).

Enclosed Bay

Indentation along the coast that encloses an area of oceanic water within a distinct headlands or harbor works. Enclosed bays include all bays where the narrowest distance between the headlands or outermost harbor works is less than 75 percent of the greatest dimension of the enclosed portion of the bay. Enclosed bays include, but are not limited to, Humboldt Bay, Bodega Harbor, Tomales Bay, Drake's Estero, San Francisco Bay, Morro Bay, Los Angeles-Long Beach Harbor, Upper and Lower Newport Bay, Mission Bay, and San Diego Bay. Enclosed bays do not include inland surface waters or ocean waters.

Estimated Chemical Concentration

Concentration that results from the confirmed detection of the substance below the ML value by the analytical method.

Estuaries

Waters, including coastal lagoons, located at the mouths of streams that serve as areas of mixing for fresh and ocean waters. Coastal lagoons and mouths of streams that are temporarily separated from the ocean by sandbars are considered estuaries. Estuarine waters are considered to extend from a bay or the open ocean to a point upstream where there is no significant mixing of fresh water and seawater. Estuarine waters include, but are not limited to, the Sacramento-San Joaquin Delta, as defined in Water Code section 12220, Suisun Bay, Carquinez Strait downstream to the Carquinez Bridge, and appropriate areas of the Smith, Mad, Eel, Noyo, Russian, Klamath, San Diego, and Otay rivers. Estuaries do not include inland surface waters or ocean waters.

Inland Surface Waters

All surface waters of the state that do not include the ocean, enclosed bays, or estuaries.

Instantaneous Maximum Effluent Limitation

Highest allowable value for any single grab sample or aliquot (i.e., each grab sample or aliquot is independently compared to the instantaneous maximum limitation).

Instantaneous Minimum Effluent Limitation

Lowest allowable value for any single grab sample or aliquot (i.e., each grab sample or aliquot is independently compared to the instantaneous minimum limitation).

Maximum Daily Effluent Limitation (MDEL)

Highest allowable daily discharge of a pollutant, over a calendar day (or 24-hour period). For pollutants with limitations expressed in units of mass, the daily discharge is calculated as the total mass of the pollutant discharged over the day. For pollutants with limitations expressed in other units of measurement, the daily discharge is calculated as the arithmetic mean measurement of the pollutant over the day.

Median

Middle measurement in a set of data. The median of a set of data is found by first arranging the measurements in order of magnitude (either increasing or decreasing order). If the number of measurements (n) is odd, then the median = $X_{(n+1)/2}$. If n is even, then the median = $(X_{n/2} + X_{(n/2)+1})/2$ (i.e., the midpoint between n/2 and n/2+1).

Method Detection Limit (MDL)

Minimum concentration of a substance that can be measured and reported with 99 percent confidence that the analyte concentration is greater than zero, as defined in 40 C.F.R. part 136, Attachment B, revised as of July 3, 1999.

Minimum Level (ML)

Concentration at which the entire analytical system gives a recognizable signal and acceptable calibration point. The ML is the concentration in a sample that is equivalent to the concentration of the lowest calibration standard analyzed by a specific analytical procedure, assuming that all the method specified sample weights, volumes, and processing steps have been followed.

Mixing Zone

Limited volume of receiving water allocated for mixing with a wastewater discharge where water quality criteria can be exceeded without causing adverse effects to the overall water body.

Not Detected (ND)

Sample results less than the laboratory's MDL.

Persistent Pollutants

Substances for which degradation or decomposition in the environment is nonexistent or very slow.

Pollutant Minimization Program

Program of waste minimization and pollution prevention actions that include, but are not limited to, product substitution, waste stream recycling, alternative waste management methods, and education of the public and businesses. The goal of the Pollutant Minimization Program is to reduce all potential sources of a priority pollutant through pollutant minimization (control) strategies, including pollution prevention measures as appropriate, to maintain the effluent concentration at or below the water quality-based effluent limitation. Pollution prevention measures may be particularly appropriate for persistent bioaccumulative priority pollutants where there is evidence that beneficial uses are being impacted. Cost effectiveness may be considered when establishing the requirements of a Pollutant Minimization Program. The completion and implementation of a Pollution Prevention Plan, if required pursuant to Water Code section 13263.3(d), is considered to fulfill Pollutant Minimization Program requirements.

Pollution Prevention

Any action that causes a net reduction in the use or generation of a hazardous substance or other pollutant that is discharged into water and includes, but is not limited to, input change, operational improvement, production process change, and product reformulation (as defined in Water Code section 13263.3). Pollution prevention does not include actions that merely shift a pollutant in wastewater from one environmental medium to another environmental medium, unless clear environmental benefits of such an approach are identified to the satisfaction of the State Water Board or Regional Water Board.

Reporting Level (RL)

ML (and its associated analytical method) chosen by the Discharger for reporting and compliance determination from the MLs included in this Order, including an additional factor if applicable as discussed herein. The MLs included in this Order correspond to approved analytical methods for reporting a sample result that are selected by the Regional Water Board either from SIP Appendix 4 in accordance with SIP section 2.4.2 or established in accordance with SIP section 2.4.3. The ML is based on the proper application of method-based analytical procedures for sample preparation and the absence of any matrix interferences. Other factors may be applied to the ML depending on the specific sample preparation steps employed. For example, the treatment typically applied in cases where there are matrix-effects is to dilute the sample or sample aliquot by a factor of ten. In such cases, this additional factor must be applied to the ML in the computation of the RL.

Source of Drinking Water

Any water designated as having a municipal or domestic supply (MUN) beneficial use.

Standard Deviation (σ)

Measure of variability calculated as follows:

$$\sigma = \left(\frac{\sum[(x - \mu)^2]}{(n - 1)} \right)^{0.5}$$

where:

x is the observed value;

μ is the arithmetic mean of the observed values; and

n is the number of samples.

Toxicity Reduction Evaluation (TRE)

Study conducted in a step-wise process designed to identify the causative agents of effluent or ambient toxicity, isolate the sources of toxicity, evaluate the effectiveness of toxicity control options, and then confirm the reduction in toxicity. The first steps of the TRE consist of the collection of data relevant to the toxicity, including additional toxicity testing, and an evaluation of facility operations and maintenance practices, and best management practices. A Toxicity Identification Evaluation (TIE) may be required as part of the TRE, if appropriate. A TIE is a set of procedures to identify the specific chemicals responsible for toxicity. These procedures are performed in three phases (characterization, identification, and confirmation) using aquatic organism toxicity tests.

ATTACHMENT B – FACILITY MAPS

Figure B-1 Facility and Outfall Locations



Background provided by Google Maps

Figure B-2 Detailed View of San Lorenzo Creek Outfall Location

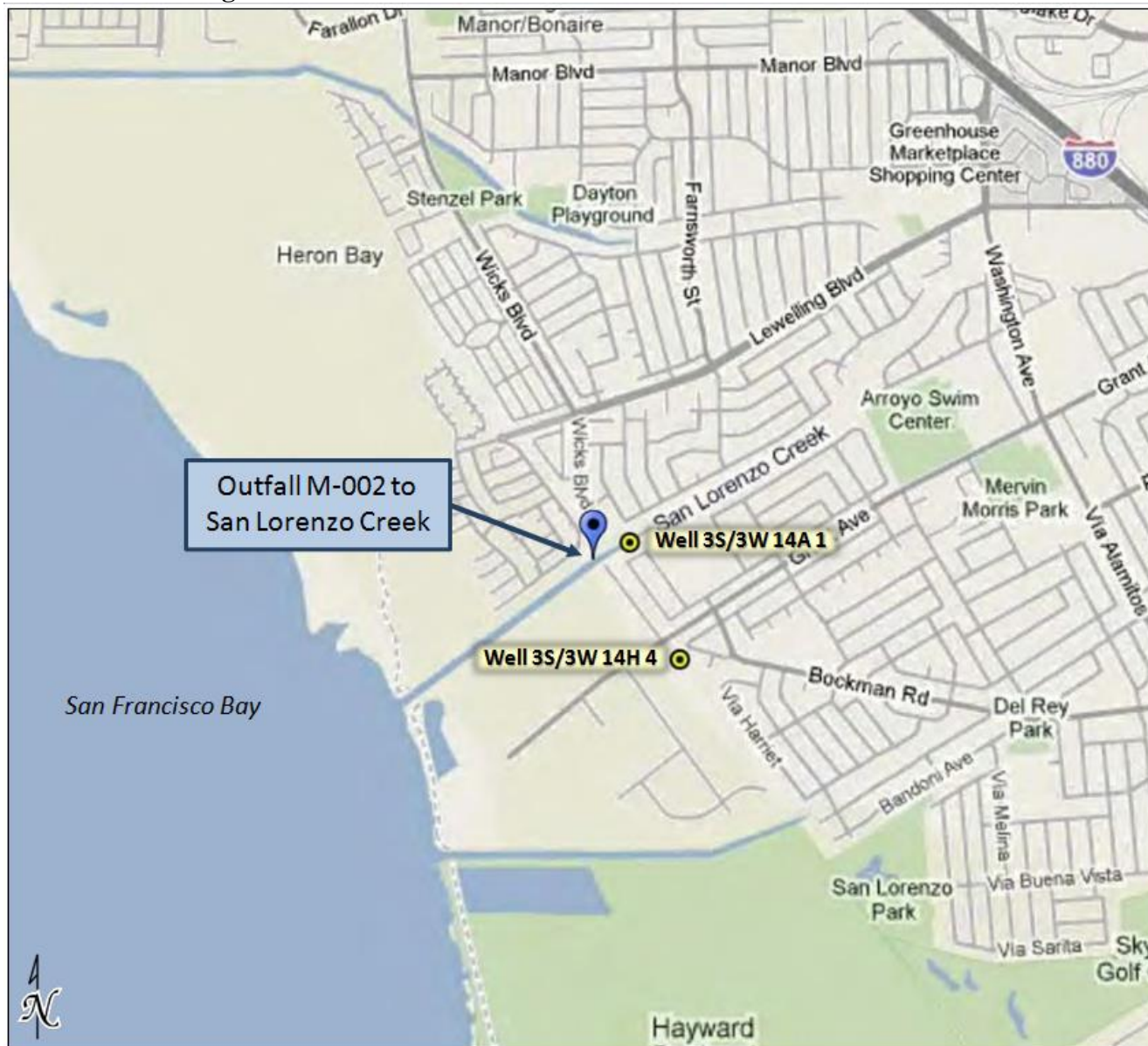
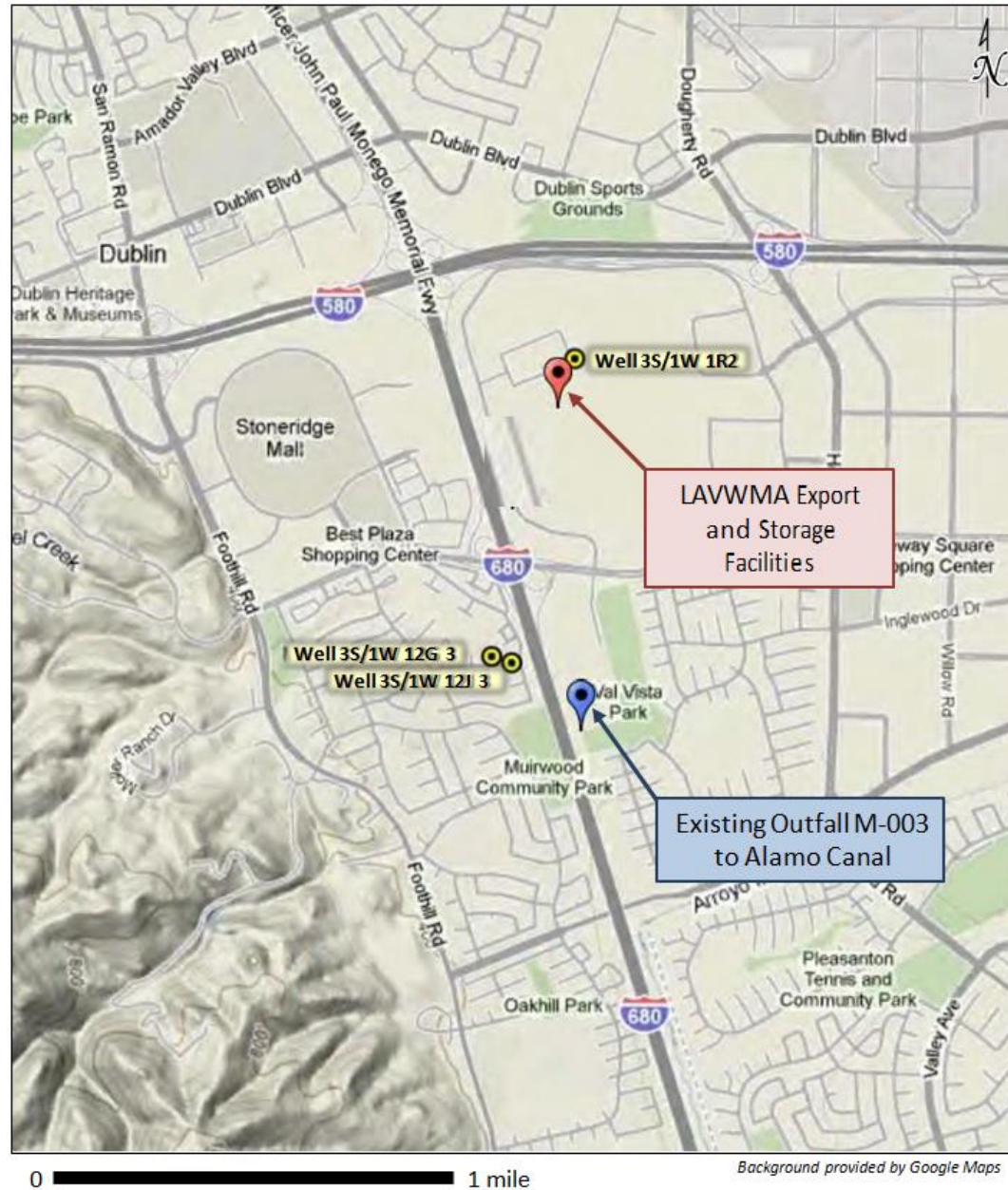
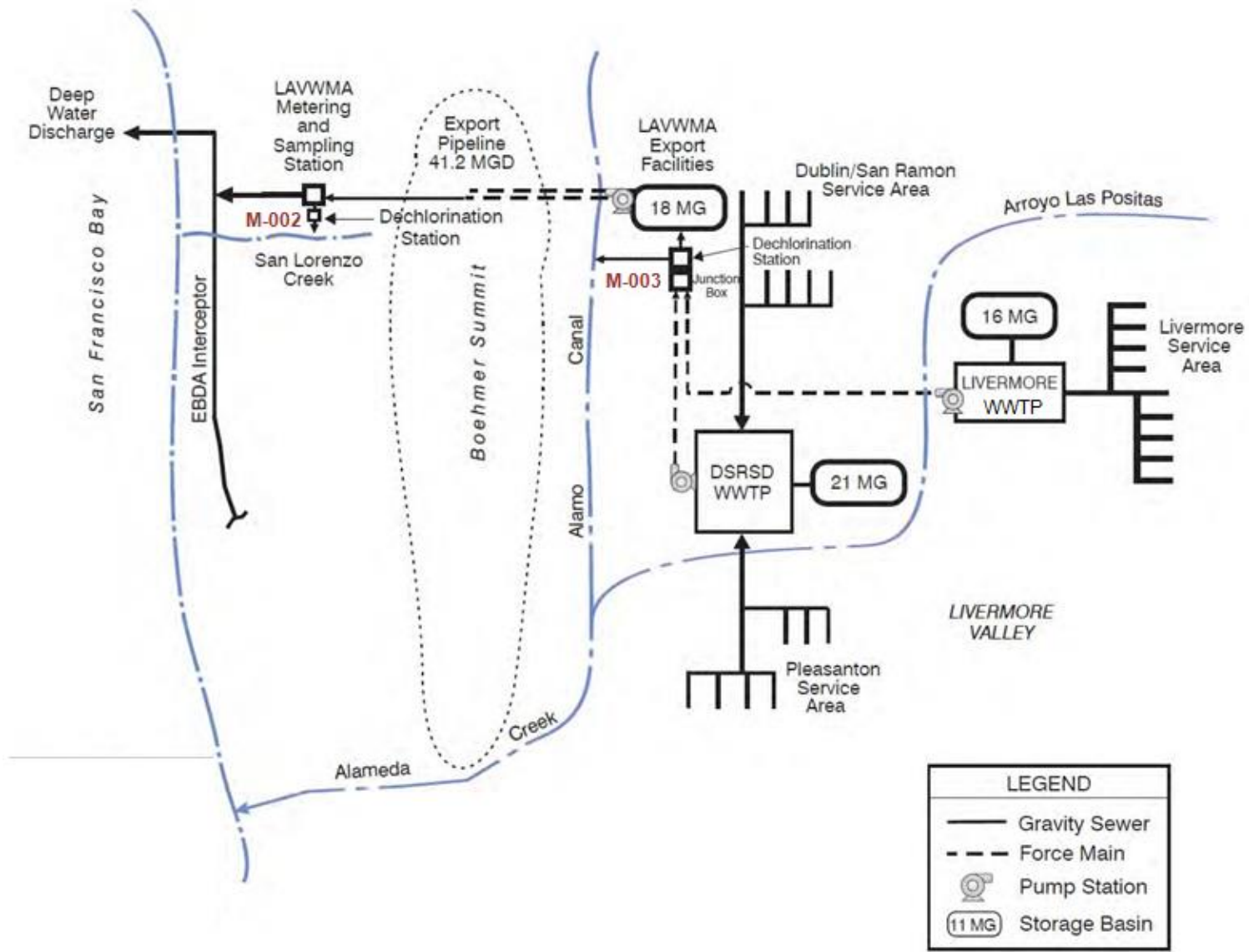


Figure B-3 Detailed View of Alamo Canal Outfall Location



ATTACHMENT C – PROCESS FLOW DIAGRAM



ATTACHMENT D –STANDARD PROVISIONS

I. STANDARD PROVISIONS – PERMIT COMPLIANCE

A. Duty to Comply

1. The Discharger must comply with all of the terms, requirements, and conditions of this Order. Any noncompliance constitutes a violation of the Clean Water Act (CWA) and the California Water Code and is grounds for enforcement action; permit termination, revocation and reissuance, or modification; denial of a permit renewal application; or a combination thereof. (40 C.F.R. § 122.41(a); Wat. Code §§ 13261, 13263, 13265, 13268, 13000, 13001, 13304, 13350, 13385.)
2. The Discharger shall comply with effluent standards or prohibitions established under CWA section 307(a) for toxic pollutants and with standards for sewage sludge use or disposal established under CWA section 405(d) within the time provided in the regulations that establish these standards or prohibitions, even if this Order has not yet been modified to incorporate the requirement. (40 C.F.R. § 122.41(a)(1).)

B. Need to Halt or Reduce Activity Not a Defense

It shall not be a defense for a Discharger in an enforcement action that it would have been necessary to halt or reduce the permitted activity in order to maintain compliance with the conditions of this Order. (40 C.F.R. § 122.41(c).)

C. Duty to Mitigate

The Discharger shall take all reasonable steps to minimize or prevent any discharge or sludge use or disposal in violation of this Order that has a reasonable likelihood of adversely affecting human health or the environment. (40 C.F.R. § 122.41(d).)

D. Proper Operation and Maintenance

The Discharger shall at all times properly operate and maintain all facilities and systems of treatment and control (and related appurtenances) which are installed or used by the Discharger to achieve compliance with the conditions of this Order. Proper operation and maintenance also includes adequate laboratory controls and appropriate quality assurance procedures. This provision requires the operation of backup or auxiliary facilities or similar systems that are installed by a Discharger only when necessary to achieve compliance with the conditions of this Order. (40 C.F.R. § 122.41(e).)

E. Property Rights

1. This Order does not convey any property rights of any sort or any exclusive privileges. (40 C.F.R. § 122.41(g).)
2. The issuance of this Order does not authorize any injury to persons or property or invasion of other private rights, or any infringement of state or local law or regulations. (40 C.F.R. § 122.5(c).)

F. Inspection and Entry

The Discharger shall allow the Regional Water Board, State Water Board, U.S. EPA, and/or their authorized representatives (including an authorized contractor acting as their representative), upon the presentation of credentials and other documents, as may be required by law, to (33 U.S.C. § 1318(a)(4)(B); 40 C.F.R. § 122.41(i); Wat. Code, §§ 13267, 13383):

1. Enter upon the Discharger's premises where a regulated facility or activity is located or conducted, or where records are kept under the conditions of this Order (33 U.S.C. § 1318(a)(4)(B)(i); 40 C.F.R. § 122.41(i)(1); Wat. Code, §§ 13267, 13383);
2. Have access to and copy, at reasonable times, any records that must be kept under the conditions of this Order (33 U.S.C. § 1318(a)(4)(B)(ii); 40 C.F.R. § 122.41(i)(2)); Wat. Code, §§ 13267, 13383);
3. Inspect and photograph, at reasonable times, any facilities, equipment (including monitoring and control equipment), practices, or operations regulated or required under this Order (33 U.S.C. § 1318(a)(4)(B)(ii); 40 C.F.R. § 122.41(i)(3); Wat. Code, §§ 13267, 13383); and
4. Sample or monitor, at reasonable times, for the purposes of ensuring Order compliance or as otherwise authorized by the CWA or the Water Code, any substances or parameters at any location. (33 U.S.C. § 1318(a)(4)(B); 40 C.F.R. § 122.41(i)(4); Wat. Code, §§ 13267, 13383.)

G. Bypass

1. Definitions

- a. “Bypass” means the intentional diversion of waste streams from any portion of a treatment facility. (40 C.F.R. § 122.41(m)(1)(i).)
- b. “Severe property damage” means substantial physical damage to property, damage to the treatment facilities, which causes them to become inoperable, or substantial and permanent loss of natural resources that can reasonably be expected to occur in the absence of a bypass. Severe property damage does not mean economic loss caused by delays in production. (40 C.F.R. § 122.41(m)(1)(ii).)

2. **Bypass not exceeding limitations.** The Discharger may allow any bypass to occur which does not cause exceedances of effluent limitations, but only if it is for essential maintenance to assure efficient operation. These bypasses are not subject to the provisions listed in Standard Provisions – Permit Compliance I.G.3, I.G.4, and I.G.5 below. (40 C.F.R. § 122.41(m)(2).)

3. **Prohibition of bypass.** Bypass is prohibited, and the Regional Water Board may take enforcement action against a Discharger for bypass, unless (40 C.F.R. § 122.41(m)(4)(i)):

- a. Bypass was unavoidable to prevent loss of life, personal injury, or severe property damage (40 C.F.R. § 122.41(m)(4)(i)(A));
- b. There were no feasible alternatives to the bypass, such as the use of auxiliary treatment facilities, retention of untreated wastes, or maintenance during normal periods of

- equipment downtime. This condition is not satisfied if adequate back-up equipment should have been installed in the exercise of reasonable engineering judgment to prevent a bypass that occurred during normal periods of equipment downtime or preventive maintenance (40 C.F.R. § 122.41(m)(4)(i)(B)); and
- c. The Discharger submitted notice to the Regional Water Board as required under Standard Provisions – Permit Compliance I.G.5 below. (40 C.F.R. § 122.41(m)(4)(i)(C).)
- 4. Approval.** The Regional Water Board may approve an anticipated bypass, after considering its adverse effects, if the Regional Water Board determines that it will meet the three conditions listed in Standard Provisions—Permit Compliance I.G.3 above. (40 C.F.R. § 122.41(m)(4)(ii).)
- 5. Notice**
- a. **Anticipated bypass.** If the Discharger knows in advance of the need for a bypass, it shall submit a notice, if possible at least 10 days before the date of the bypass. (40 C.F.R. § 122.41(m)(3)(i).)
 - b. **Unanticipated bypass.** The Discharger shall submit notice of an unanticipated bypass as required in Standard Provisions - Reporting V.E below (24-hour notice). (40 C.F.R. § 122.41(m)(3)(ii).)

H. Upset

Upset means an exceptional incident in which there is unintentional and temporary noncompliance with technology based permit effluent limitations because of factors beyond the reasonable control of the Discharger. An upset does not include noncompliance to the extent caused by operational error, improperly designed treatment facilities, inadequate treatment facilities, lack of preventive maintenance, or careless or improper operation. (40 C.F.R. § 122.41(n)(1).)

- 1. Effect of an upset.** An upset constitutes an affirmative defense to an action brought for noncompliance with such technology based permit effluent limitations if the requirements of Standard Provisions – Permit Compliance I.H.2 below are met. No determination made during administrative review of claims that noncompliance was caused by upset, and before an action for noncompliance, is final administrative action subject to judicial review. (40 C.F.R. § 122.41(n)(2).)
- 2. Conditions necessary for a demonstration of upset.** A Discharger who wishes to establish the affirmative defense of upset shall demonstrate, through properly signed, contemporaneous operating logs or other relevant evidence that (40 C.F.R. § 122.41(n)(3)):
 - a. An upset occurred and that the Discharger can identify the cause(s) of the upset (40 C.F.R. § 122.41(n)(3)(i));
 - b. The permitted facility was, at the time, being properly operated (40 C.F.R. § 122.41(n)(3)(ii));
 - c. The Discharger submitted notice of the upset as required in Standard Provisions—Reporting V.E.2.b below (24-hour notice) (40 C.F.R. § 122.41(n)(3)(iii)); and

d. The Discharger complied with any remedial measures required under Standard Provisions—Permit Compliance I.C above. (40 C.F.R. § 122.41(n)(3)(iv).)

3. Burden of proof. In any enforcement proceeding, the Discharger seeking to establish the occurrence of an upset has the burden of proof. (40 C.F.R. § 122.41(n)(4).)

II. STANDARD PROVISIONS—PERMIT ACTION

A. General

This Order may be modified, revoked and reissued, or terminated for cause. The filing of a request by the Discharger for modification, revocation and reissuance, or termination, or a notification of planned changes or anticipated noncompliance does not stay any Order condition. (40 C.F.R. § 122.41(f).)

B. Duty to Reapply

If the Discharger wishes to continue an activity regulated by this Order after the expiration date of this Order, the Discharger must apply for and obtain a new permit. (40 C.F.R. § 122.41(b).)

C. Transfers

This Order is not transferable to any person except after notice to the Regional Water Board. The Regional Water Board may require modification or revocation and reissuance of the Order to change the name of the Discharger and incorporate such other requirements as may be necessary under the CWA and the Water Code. (40 C.F.R. §§ 122.41(l)(3), 122.61.)

III. STANDARD PROVISIONS – MONITORING

A. Samples and measurements taken for the purpose of monitoring shall be representative of the monitored activity. (40 C.F.R. § 122.41(j)(1).)

B. Monitoring must be conducted according to test procedures approved under 40 C.F.R. part 136 for the analyses of pollutants unless another method is required under 40 C.F.R. subchapters N or O. Monitoring must be conducted according to sufficiently sensitive test methods approved under 40 C.F.R. part 136 for the analysis of pollutants or pollutant parameters or required under 40 C.F.R. chapter 1, subchapter N or O. For the purposes of this paragraph, a method is sufficiently sensitive when:

1. The method minimum level (ML) is at or below the level of the effluent limitation established in the permit for the measured pollutant or pollutant parameter, and either the method ML is at or below the level of the applicable water quality criterion for the measured pollutant or pollutant parameter or the method ML is above the applicable water quality criterion but the amount of the pollutant or pollutant parameter in a facility's discharge is high enough that the method detects and quantifies the level of the pollutant or pollutant parameter in the discharge; or
2. The method has the lowest ML of the analytical methods approved under 40 C.F.R. part 136 or required under 40 C.F.R. chapter 1, subchapter N or O for the measured pollutant or pollutant parameter.

In the case of pollutants for which there are no approved methods under 40 C.F.R. part 136 or otherwise required under 40 C.F.R. subchapters N or O, monitoring must be conducted according to a test procedure specified in this Order for such pollutants. (40 C.F.R. §§ 122.21(e)(3), 122.41(j)(4), 122.44(i)(1)(iv).)

IV. STANDARD PROVISIONS—RECORDS

- A.** Except for records of monitoring information required by this Order related to the Discharger's sewage sludge use and disposal activities, which shall be retained for a period of at least five years (or longer as required by 40 C.F.R. part 503), the Discharger shall retain records of all monitoring information, including all calibration and maintenance records and all original strip chart recordings for continuous monitoring instrumentation, copies of all reports required by this Order, and records of all data used to complete the application for this Order, for a period of at least three (3) years from the date of the sample, measurement, report or application. This period may be extended by request of the Regional Water Board Executive Officer at any time. (40 C.F.R. § 122.41(j)(2).)
- B.** Records of monitoring information shall include the following:
1. The date, exact place, and time of sampling or measurements (40 C.F.R. § 122.41(j)(3)(i));
 2. The individual(s) who performed the sampling or measurements (40 C.F.R. § 122.41(j)(3)(ii));
 3. The date(s) the analyses were performed (40 C.F.R. § 122.41(j)(3)(iii));
 4. The individual(s) who performed the analyses (40 C.F.R. § 122.41(j)(3)(iv));
 5. The analytical techniques or methods used (40 C.F.R. § 122.41(j)(3)(v)); and
 6. The results of such analyses. (40 C.F.R. § 122.41(j)(3)(vi).)
- C.** Claims of confidentiality for the following information will be denied (40 C.F.R. § 122.7(b)):
1. The name and address of any permit applicant or Discharger (40 C.F.R. § 122.7(b)(1)); and
 2. Permit applications and attachments, permits, and effluent data. (40 C.F.R. § 122.7(b)(2).)

V. STANDARD PROVISIONS—REPORTING

A. Duty to Provide Information

The Discharger shall furnish to the Regional Water Board, State Water Board, or U.S. EPA within a reasonable time, any information which the Regional Water Board, State Water Board, or U.S. EPA may request to determine whether cause exists for modifying, revoking and reissuing, or terminating this Order or to determine compliance with this Order. Upon request, the Discharger shall also furnish to the Regional Water Board, State Water Board, or U.S. EPA copies of records required to be kept by this Order. (40 C.F.R. § 122.41(h); Wat. Code, §§ 13267, 13383.)

B. Signatory and Certification Requirements

- 1.** All applications, reports, or information submitted to the Regional Water Board, State Water Board, and/or U.S. EPA shall be signed and certified in accordance with Standard Provisions—Reporting V.B.2, V.B.3, V.B.4, and V.B.5 below. (40 C.F.R. § 122.41(k).)
- 2.** For a corporation, all permit applications shall be signed by a responsible corporate officer. For the purpose of this section, a responsible corporate officer means: (i) a president, secretary, treasurer, or vice-president of the corporation in charge of a principal business function, or any other person who performs similar policy- or decision-making functions for the corporation, or (ii) the manager of one or more manufacturing, production, or operating facilities, provided, the manager is authorized to make management decisions which govern the operation of the regulated facility including having the explicit or implicit duty of making major capital investment recommendations, and initiating and directing other comprehensive measures to assure long term environmental compliance with environmental laws and regulations; the manager can ensure that the necessary systems are established or actions taken to gather complete and accurate information for permit application requirements; and where authority to sign documents has been assigned or delegated to the manager in accordance with corporate procedures. (40 C.F.R. § 122.22(a)(1).)

For a partnership or sole proprietorship, all permit applications shall be signed by a general partner or the proprietor, respectively. (40 C.F.R. § 122.22(a)(2).)

For a municipality, state, federal, or other public agency, all permit applications shall be signed by either a principal executive officer or ranking elected official. For purposes of this provision, a principal executive officer of a federal agency includes (i) the chief executive officer of the agency, or (ii) a senior executive officer having responsibility for the overall operations of a principal geographic unit of the agency (e.g., Regional Administrators of U.S. EPA). (40 C.F.R. § 122.22(a)(3).)

- 3.** All reports required by this Order and other information requested by the Regional Water Board, State Water Board, or U.S. EPA shall be signed by a person described in Standard Provisions – Reporting V.B.2 above, or by a duly authorized representative of that person. A person is a duly authorized representative only if:
 - a.** The authorization is made in writing by a person described in Standard Provisions—Reporting V.B.2 above (40 C.F.R. § 122.22(b)(1));
 - b.** The authorization specifies either an individual or a position having responsibility for the overall operation of the regulated facility or activity such as the position of plant manager, operator of a well or a well field, superintendent, position of equivalent responsibility, or an individual or position having overall responsibility for environmental matters for the company. (A duly authorized representative may thus be either a named individual or any individual occupying a named position.) (40 C.F.R. § 122.22(b)(2)); and
 - c.** The written authorization is submitted to the Regional Water Board and State Water Board. (40 C.F.R. § 122.22(b)(3).)

4. If an authorization under Standard Provisions – Reporting V.B.3 above is no longer accurate because a different individual or position has responsibility for the overall operation of the facility, a new authorization satisfying the requirements of Standard Provisions—Reporting V.B.3 above must be submitted to the Regional Water Board and State Water Board prior to or together with any reports, information, or applications, to be signed by an authorized representative. (40 C.F.R. § 122.22(c).)
5. Any person signing a document under Standard Provisions—Reporting V.B.2 or V.B.3 above shall make the following certification:

“I certify under penalty of law that this document and all attachments were prepared under my direction or supervision in accordance with a system designed to assure that qualified personnel properly gather and evaluate the information submitted. Based on my inquiry of the person or persons who manage the system or those persons directly responsible for gathering the information, the information submitted is, to the best of my knowledge and belief, true, accurate, and complete. I am aware that there are significant penalties for submitting false information, including the possibility of fine and imprisonment for knowing violations.” (40 C.F.R. § 122.22(d).)

C. Monitoring Reports

1. Monitoring results shall be reported at the intervals specified in the Monitoring and Reporting Program in this Order. (40 C.F.R. § 122.22(l)(4).)
2. Monitoring results must be reported on a Discharge Monitoring Report (DMR) form or forms provided or specified by the Regional Water Board or State Water Board for reporting results of monitoring of sludge use or disposal practices. (40 C.F.R. § 122.41(l)(4)(i).)
3. If the Discharger monitors any pollutant more frequently than required by this Order using test procedures approved under 40 C.F.R. part 136, or another method required for an industry-specific waste stream under 40 C.F.R. subchapters N or O, the results of such monitoring shall be included in the calculation and reporting of the data submitted in the DMR or sludge reporting form specified by the Regional Water Board. (40 C.F.R. § 122.41(l)(4)(ii).)
4. Calculations for all limitations, which require averaging of measurements, shall utilize an arithmetic mean unless otherwise specified in this Order. (40 C.F.R. § 122.41(l)(4)(iii).)

D. Compliance Schedules

Reports of compliance or noncompliance with, or any progress reports on, interim and final requirements contained in any compliance schedule of this Order, shall be submitted no later than 14 days following each schedule date. (40 C.F.R. § 122.41(l)(5).)

E. Twenty-Four Hour Reporting

1. The Discharger shall report any noncompliance that may endanger health or the environment. Any information shall be provided orally within 24 hours from the time the Discharger becomes aware of the circumstances. A written submission shall also be provided within five (5) days of the time the Discharger becomes aware of the circumstances. The written

submission shall contain a description of the noncompliance and its cause; the period of noncompliance, including exact dates and times, and if the noncompliance has not been corrected, the anticipated time it is expected to continue; and steps taken or planned to reduce, eliminate, and prevent reoccurrence of the noncompliance. (40 C.F.R. § 122.41(l)(6)(i).)

2. The following shall be included as information that must be reported within 24 hours under this paragraph (40 C.F.R. § 122.41(l)(6)(ii)):
 - a. Any unanticipated bypass that exceeds any effluent limitation in this Order. (40 C.F.R. § 122.41(l)(6)(ii)(A).)
 - b. Any upset that exceeds any effluent limitation in this Order. (40 C.F.R. § 122.41(l)(6)(ii)(B).)
3. The Regional Water Board may waive the above-required written report under this provision on a case-by-case basis if an oral report has been received within 24 hours. (40 C.F.R. § 122.41(l)(6)(iii).)

F. Planned Changes

The Discharger shall give notice to the Regional Water Board as soon as possible of any planned physical alterations or additions to the permitted facility. Notice is required under this provision only when (40 C.F.R. § 122.41(l)(1)):

1. The alteration or addition to a permitted facility may meet one of the criteria for determining whether a facility is a new source in 40 C.F.R. section 122.29(b) (40 C.F.R. § 122.41(l)(1)(i)); or
2. The alteration or addition could significantly change the nature or increase the quantity of pollutants discharged. This notification applies to pollutants that are not subject to effluent limitations in this Order. (Alternatively, for an existing manufacturing, commercial, mining, or silvicultural discharge as referenced in 40 C.F.R. section 122.42(a), this notification applies to pollutants that are subject neither to effluent limitations in this Order nor to notification requirements under 40 C.F.R. section 122.42(a)(1) (see Additional Provisions— Notification Levels VII.A.1).) (40 C.F.R. § 122.41(l)(1)(ii).)
3. The alteration or addition results in a significant change in the Discharger's sludge use or disposal practices, and such alteration, addition, or change may justify the application of permit conditions that are different from or absent in the existing permit, including notification of additional use or disposal sites not reported during the permit application process or not reported pursuant to an approved land application plan. (40 C.F.R. § 122.41(l)(1)(iii).)

G. Anticipated Noncompliance

The Discharger shall give advance notice to the Regional Water Board or State Water Board of any planned changes in the permitted facility or activity that may result in noncompliance with this Order's requirements. (40 C.F.R. § 122.41(l)(2).)

H. Other Noncompliance

The Discharger shall report all instances of noncompliance not reported under Standard Provisions—Reporting V.C, V.D, and V.E above at the time monitoring reports are submitted. The reports shall contain the information listed in Standard Provision—Reporting V.E above. (40 C.F.R. § 122.41(1)(7).)

I. Other Information

When the Discharger becomes aware that it failed to submit any relevant facts in a permit application, or submitted incorrect information in a permit application or in any report to the Regional Water Board, State Water Board, or U.S. EPA, the Discharger shall promptly submit such facts or information. (40 C.F.R. § 122.41(1)(8).)

VI. STANDARD PROVISIONS – ENFORCEMENT

- A. The Regional Water Board is authorized to enforce the terms of this permit under several provisions of the Water Code, including, but not limited to, sections 13268, 13385, 13386, and 13387.

VII. ADDITIONAL PROVISIONS—NOTIFICATION LEVELS

A. Publicly-Owned Treatment Works (POTWs)

All POTWs shall provide adequate notice to the Regional Water Board of the following (40 C.F.R. § 122.42(b)):

1. Any new introduction of pollutants into the POTW from an indirect discharger that would be subject to CWA sections 301 or 306 if it were directly discharging those pollutants (40 C.F.R. § 122.42(b)(1)); and
2. Any substantial change in the volume or character of pollutants being introduced into that POTW by a source introducing pollutants into the POTW at the time of adoption of this Order. (40 C.F.R. § 122.42(b)(2).)
3. Adequate notice shall include information on the quality and quantity of effluent introduced into the POTW as well as any anticipated impact of the change on the quantity or quality of effluent to be discharged from the POTW. (40 C.F.R. § 122.42(b)(3).)

ATTACHMENT E – MONITORING AND REPORTING PROGRAM (MRP)

Contents

I.	General Monitoring Provisions.....	E-2
II.	Monitoring Locations.....	E-2
III.	Effluent Monitoring Requirements	E-3
	A. Wet Weather Discharges	E-3
	B. Discharge Flap Gate Exercise Discharges.....	E-3
IV.	Receiving Water Monitoring Requirements	E-4
V.	Reporting Requirements	E-5
	A. General Monitoring and Reporting Requirements	E-5
	B. Self Monitoring Reports (SMRs)	E-5
	C. Discharge Monitoring Reports (DMRs).....	E-7
VI.	Modifications to Attachment G	E-7

Tables

Table E-1.	Monitoring Locations.....	E-2
Table E-2.	Effluent Monitoring—Wet Weather	E-3
Table E-3.	Effluent Monitoring—Discharge Flap Gate Exercises	E-4
Table E-4.	Receiving Water Monitoring	E-4
Table E-5.	CIWQS Reporting.....	E-5
Table E-6.	Monitoring Periods	E-6

ATTACHMENT E – MONITORING AND REPORTING PROGRAM (MRP)

Clean Water Act section 308 and 40 C.F.R. sections 122.41(h), 122.41(j)-(l), 122.44(i), and 122.48 require that all NPDES permits specify monitoring and reporting requirements. Water Code sections 13267 and 13383 also authorize the Regional Water Board to establish monitoring, inspection, entry, reporting, and recordkeeping requirements. This MRP establishes monitoring, reporting, and recordkeeping requirements that implement federal and State laws and regulations.

I. GENERAL MONITORING PROVISIONS

- A. The Discharger shall comply with this MRP. The Executive Officer may amend this MRP pursuant to 40 C.F.R. sections 122.62, 122.63, and 124.5. If any discrepancies exist between this MRP and the “Regional Standard Provisions, and Monitoring and Reporting Requirements (Supplement to Attachment D) for NPDES Wastewater Discharge Permits” (Attachment G), this MRP shall prevail.
- B. The Discharger shall conduct all monitoring in accordance with Attachment D, section III, as supplemented by Attachment G. Equivalent test methods must be more sensitive than those specified in 40 C.F.R. section 136 and must be specified in this permit.

II. MONITORING LOCATIONS

The Discharger shall establish the following monitoring locations to demonstrate compliance with the effluent limitations, discharge specifications, and other requirements in this Order:

Table E-1. Monitoring Locations

Monitoring Location Type	Monitoring Location Name	Monitoring Location Description
Effluent	M-001	A point after effluent from the Dublin San Ramon Services District Wastewater Treatment Plant and the City of Livermore Water Reclamation Plant effluent are combined and before release to the EBDA pipeline (Discharge Point No. 001).
Effluent	M-002	A point at which dechlorination has taken place, just prior to discharge to San Lorenzo Creek (Discharge Point No. 002).
Effluent	M-003	A point at which dechlorination has taken place, just prior to discharge to Alamo Canal (Discharge Point No. 003).
Receiving Water	RSW-002U	A point in San Lorenzo Creek 100 feet upstream of Discharge Point No. 002 or, if access is limited, at the first accessible point upstream (Formerly R-002U).
Receiving Water	RSW-002D	A point in San Lorenzo Creek 100 feet downstream of Discharge Point No. 002 or, if access is limited, at the first accessible point downstream (Formerly R-002D).
Receiving Water	RSW-003U	A point in Alamo Canal 100 feet upstream of Discharge Point No. 003 or, if access is limited, at the first accessible point upstream (Formerly R-003U).
Receiving Water	RSW-003D	A point in Alamo Canal 100 feet downstream of Discharge Point No. 003 or, if access is limited, at the first accessible point downstream (Formerly R-003D).

III. EFFLUENT MONITORING REQUIREMENTS

A. Wet Weather Discharges

When discharging to San Lorenzo Creek or Alamo Canal during wet weather, the Discharger shall monitor effluent discharged to San Lorenzo Creek at Monitoring Location M-002 and to Alamo Canal at Monitoring Location M-003 as follows:

Table E-2. Effluent Monitoring—Wet Weather

Parameter	Units	Sample Type	Minimum Sampling Frequency
Carbonaceous Biochemical Oxygen Demand (5-day @ 20°C) (CBOD ₅)	mg/L	C-24 ^[1]	1/Discharge
Total Suspended Solids (TSS)	mg/L	C-24 ^[1]	1/Discharge
Oil and Grease ^[2]	mg/L	Grab	1/Discharge
pH	standard units	Grab	1/Discharge
Lead, Total	µg/L	C-24 ^[1]	1/Discharge
Fecal Coliform	MPN/100mL ^[3]	Grab	1/Discharge
Total Residual Chlorine ^[4]	mg/L	Grab	Once every two hours
Total Dissolved Solids (TDS)	mg/L	C-24 ^[1]	1/Discharge
Chlorides	mg/L	C-24 ^[1]	1/Discharge
Discharge Duration	hours and minutes	Continuous	1/Discharge
Discharge Volume	gallons	Continuous	1/Discharge

Unit Abbreviations:

- mg/L = milligrams per liter
- µg/L = micrograms per liter
- MPN/100 mL = most probable number per 100 milliliters
- mg/L as N = milligrams per liter as nitrogen
- °C = degrees Celsius
- C-24 = 24-hour composite
- Grab = grab sample
- 1/Discharge = once per discharge event

Footnotes:

- ^[1] If the discharge is expected to last less than 24 hours, the Discharger may take a grab sample or a composite sample by mechanically or manually compositing samples once every two hours for the discharge duration.
- ^[2] Oil and grease sampling and analysis shall be conducted in accordance with U.S. EPA Method 1664A.
- ^[3] Results may be reported as Colony Forming Units (CFU)/100 mL if the laboratory method used provides results in CFU/100 mL.
- ^[4] The Discharger may elect to use a continuous on-line monitoring system for measuring or determining that residual dechlorinating agent is present. This monitoring system may be used to prove that anomalous residual chlorine exceedances measured by on-line chlorine analyzers are false positives and are not valid total residual chlorine detections because it is chemically improbable to have chlorine present in the presence of a dechlorinating agent. If convincing evidence exists to demonstrate that chlorine residual exceedances are false positives, the exceedances will not be considered violations of the total chlorine residual effluent limit.

B. Discharge Flap Gate Exercise Discharges

During discharge flap gate exercises, the Discharger shall monitor effluent at Monitoring Location M-002 as follows:

Table E-3. Effluent Monitoring—Discharge Flap Gate Exercises

Parameter	Units	Sample Type	Minimum Sampling Frequency
Fecal Coliform	MPN/100mL ^[1]	Grab	1/Discharge
Total Residual Chlorine ^[2]	mg/L	Grab	1/Discharge
Discharge Duration	hours and minutes	Continuous	1/Discharge
Discharge Volume	gallons	Continuous	1/Discharge
Total Dissolved Solids (TDS)	mg/L	Grab	Once
Chlorides	mg/L	Grab	Once

Unit Abbreviations:

mg/L = milligrams per liter
 MPN/100 mL = most probable number per 100 milliliters
 1/Discharge = once per discharge event

Footnotes:

^[1] Results may be reported as Colony Forming Units (CFU)/100 mL if the laboratory method used provides results in CFU/100 mL.

^[2] The Discharger may elect to use a continuous on-line monitoring system for measuring or determining that residual dechlorinating agent is present. This monitoring system may be used to prove that anomalous residual chlorine exceedances measured by on-line chlorine analyzers are false positives and are not valid total residual chlorine detections because it is chemically improbable to have chlorine present in the presence of sodium bisulfite. If convincing evidence exists to demonstrate that chlorine residual exceedances are false positives, the exceedances will not be considered violations of the total chlorine residual effluent limit.

IV. RECEIVING WATER MONITORING REQUIREMENTS

When discharging, the Discharger shall monitor receiving waters at Monitoring Locations RSW-002D and RSW-003D as follows:

Table E-4. Receiving Water Monitoring

Parameter	Units	Sample Type	Minimum Sampling Frequency
Standard Observations	See Attachment G section III.C.1		1/Discharge
pH	standard units	Grab	Twice ^[1]
Ammonia, Total	mg/L as N	Grab	Twice ^[1]
Temperature	°C	Grab	Twice ^[1]
Salinity	ppt	Grab	Twice ^[1]
Hardness	mg/L as CaCO ₃	Grab	Twice
Dissolved Oxygen	mg/L	Grab	Twice
Total Dissolved Solids (TDS)	mg/L	Grab	Once
Chlorides	mg/L	Grab	Once

Abbreviations:

°C = degrees Celsius
 ppt = parts per thousand
 mg/L = milligrams per liter
 mg/L as CaCO₃ = milligrams per liter as calcium carbonate
 mg/L as N = milligrams per liter as nitrogen
 1/Discharge = once per discharge event

Footnote:

^[1] Ammonia, pH, temperature, and salinity monitoring shall occur concurrently.

V. REPORTING REQUIREMENTS

A. General Monitoring and Reporting Requirements

The Discharger shall comply with all Standard Provisions (Attachments D and G) related to monitoring, reporting, and recordkeeping, with modifications shown in section VII, below.

B. Self-Monitoring Reports (SMRs)

1. **SMR Format.** The Discharger shall electronically submit SMRs using the State Water Board’s California Integrated Water Quality System (CIWQS) Web site (http://www.waterboards.ca.gov/water_issues/programs/ciwqs). The CIWQS website will provide additional information for SMR submittal in the event of a planned service interruption for electronic submittal.
2. **SMR Due Dates and Contents.** The Discharger shall submit SMRs by the due dates, and with the contents, specified below:
 - a. **Annual SMR** — Annual SMRs shall be due June 15 each year, covering the previous calendar year. The annual SMR shall contain the items described in sections V.C.1.f of Attachment G. See Provision VI.C.2 (Effluent Characterization Study and Report), Provision VI.C.3 (Receiving Water Characterization Study and Report), Provision VI.C.4 (Pollutant Minimization Program), and Provision VI.C.5 (Other Special Provisions) of this Order for information that must also be reported with the annual SMR.
 - b. **Specifications for Submitting SMRs to CIWQS** — The Discharger shall submit analytical results and other information using one of the methods in the table below:

Table E-5. CIWQS Reporting

Parameter	Method of Reporting	
	EDF/CDF data upload or manual entry	Attached File
All parameters identified in influent, effluent, and receiving water monitoring tables (except Dissolved Oxygen and Temperature)	Required for all results	
Dissolved Oxygen Temperature	Required for monthly maximum and minimum results only ^[1]	Discharger may use this method for all results or keep records
Antimony Arsenic Beryllium Cadmium Chromium Copper Cyanide Lead Mercury Nickel	Selenium Silver Thallium Zinc Dioxins & Furans (by U.S. EPA Method 1613) Other Pollutants (by U.S. EPA methods 601, 602, 608, 610, 614, 624, and 625)	Required for all results ^[2]
Volume and Duration of Wet Weather Discharge	Required for all wet weather effluent discharges	
Analytical Method	Not required (Discharger may select “data	

Parameter	Method of Reporting	
	EDF/CDF data upload or manual entry	Attached File
	unavailable ^[1]	
Collection Time Analysis Time	Not required (Discharger may select "0:00") ^[1]	

Footnotes:

- ^[1] The Discharger shall continue to monitor at the minimum frequency specified in this MRP, keep records of the measurements, and make the records available upon request.
- ^[2] These parameters require EDF/CDF data upload or manual entry regardless of whether monitoring is required by this MRP or other provisions of this Order (except for biosolids, sludge, or ash provisions).

The Discharger shall arrange all reported data in a tabular format and summarize data to clearly illustrate whether the Facility is operating in compliance with effluent limitations. The Discharger is not required to duplicate the submittal of data entered in a tabular format within CIWQS. When electronic submittal of data is required and CIWQS does not provide for entry into a tabular format, the Discharger shall electronically submit the data in a tabular format as an attachment.

3. Monitoring Periods. Monitoring periods for all required monitoring shall be as set forth below unless otherwise specified:

Table E-6. Monitoring Periods

Sampling Frequency	Monitoring Period Begins On...	Monitoring Period
Once every two hours	Order effective date	Once every two-hour period, beginning at first moment of discharge
1/Discharge	First moment of discharge	Anytime during discharge event
Once	Order effective date	Once during Order term such that result is included with application for permit reissuance.
Twice	Order effective date	Twice during Order term (during separate discharge events) such that results are included with application for permit reissuance.

4. RL and MDL Reporting. The Discharger shall report with each sample result the Reporting Level (RL) and Method Detection Limit (MDL) as determined by the procedure in 40 C.F.R. part 136. The Discharger shall report the results of analytical determinations for the presence of chemical constituents in a sample using the following reporting protocols:

- a. Sample results greater than or equal to the RL shall be reported as measured by the laboratory (i.e., the measured chemical concentration in the sample).
- b. Sample results less than the RL, but greater than or equal to the laboratory's MDL, shall be reported as "Detected, but Not Quantified," or DNQ. The estimated chemical concentration of the sample shall also be reported.

For purposes of data collection, the laboratory shall write the estimated chemical concentration next to DNQ. The laboratory may, if such information is available, include numerical estimates of the data quality for the reported result. Numerical estimates of

data quality may be percent accuracy (+/- a percentage of the reported value), numerical ranges (low to high), or any other means the laboratory considers appropriate.

- c. Sample results less than the laboratory's MDL shall be reported as "Not Detected," or ND.
- d. The Discharger shall instruct laboratories to establish calibration standards so that the minimum level (ML) value (or its equivalent if there is differential treatment of samples relative to calibration standards) is the lowest calibration standard. At no time is the Discharger to use analytical data derived from extrapolation beyond the lowest point of the calibration curve.

5. Compliance Determination. Compliance with effluent limitations for priority pollutants shall be determined using sample reporting protocols defined above and in the Fact Sheet and Attachments A, D, and G. For purposes of reporting and administrative enforcement by the Regional Water Board and State Water Board, the Discharger shall be deemed out of compliance with effluent limitations if the concentration of the priority pollutant in the monitoring sample is greater than the effluent limitation and greater than or equal to the reporting level (RL).

C. Discharge Monitoring Reports (DMRs)

If required, the Discharger shall electronically certify and submit DMRs with SMRs using the Electronic Self-Monitoring Reports module eSMR 2.5 or the latest upgraded version. As of the effective date of this Order, electronic DMR submittal is not required. However, at any time during the term of this Order, the State Water Board or Regional Water Board may notify and require the Discharger to submit DMRs. Information about electronic DMR submittal is available at the DMR website at http://www.waterboards.ca.gov/water_issues/programs/discharge_monitoring.

VI. MODIFICATIONS TO ATTACHMENT G

This MRP modifies Attachment G as indicated below:

A. Attachment G section V.C.1.c.2 is revised as follows:

- 2) When determining compliance with an average monthly or maximum daily effluent limitation, and more than one sample result is available, the Discharger shall compute the arithmetic mean unless the data set contains one or more reported determinations of detected but not quantified (DNQ) or nondetect (ND). In those cases, the Discharger shall compute the median in place of the arithmetic mean in accordance with the following procedure:
 - i. The data set shall be ranked from low to high, reported ND determinations lowest, DNQ determinations next, followed by quantified values (if any). The order of the individual ND or DNQ determinations is unimportant.
 - ii. The median value of the data set shall be determined. If the data set has an odd number of data points, then the median is the middle value. If the data set has an even number of data points, then the median is the average of the two

values around the middle unless one or both of the points are ND or DNQ, in which case the median value shall be the lower of the two data points where DNQ is lower than a value and ND is lower than DNQ.

If a sample result, or the arithmetic mean or median of multiple sample results, is below the reporting limit, and there is evidence that the priority pollutant is present in the effluent above an effluent limitation and the Discharger conducts a Pollutant Minimization Program, the Discharger shall not be deemed out of compliance.

B. Attachment G sections V.C.1.f and V.C.1.g are revised as follows, and section V.C.1.h (Reporting data in electronic format) is deleted:

f. Annual self-monitoring report requirements

By the date specified in the MRP, the Discharger shall submit an annual report to the Regional Water Board covering the previous calendar year. The report shall contain the following:

- 1) Annual compliance summary table of treatment plant performance, including documentation of any blending events (this summary table is not required if the Discharger has submitted the year's monitoring results to CIWQS in electronic reporting format by EDF/CDF upload or manual entry);
- 2) Comprehensive discussion of treatment plant performance and compliance with the permit (This discussion shall include any corrective actions taken or planned, such as changes to facility equipment or operation practices that may be needed to achieve compliance, and any other actions taken or planned that are intended to improve performance and reliability of the Discharger's wastewater collection, treatment, or disposal practices.);
- 3) Both tabular and graphical summaries of the monitoring data for the previous year if parameters are monitored at a frequency of monthly or greater (this item is not required if the Discharger has submitted the year's monitoring results to CIWQS in electronic reporting format by EDF/CDF upload or manual entry);
- 4) List of approved analyses, including the following:
 - (i) List of analyses for which the Discharger is certified;
 - (ii) List of analyses performed for the Discharger by a separate certified laboratory (copies of reports signed by the laboratory director of that laboratory shall not be submitted but be retained onsite); and
 - (iii) List of "waived" analyses, as approved;
- 5) Plan view drawing or map showing the Discharger's facility, flow routing, and sampling and observation station locations;

- 6) Results of annual facility inspection to verify that all elements of the SWPP Plan are accurate and up to date (only required if the Discharger does not route all stormwater to the headworks of its wastewater treatment plant); and
- 7) Results of facility report reviews (The Discharger shall regularly review, revise, and update, as necessary, the O&M Manual, the Contingency Plan, the Spill Prevention Plan, and Wastewater Facilities Status Report so that these documents remain useful and relevant to current practices. At a minimum, reviews shall be conducted annually. The Discharger shall include, in each Annual Report, a description or summary of review and evaluation procedures, recommended or planned actions, and an estimated time schedule for implementing these actions. The Discharger shall complete changes to these documents to ensure they are up-to-date.).

g. Report submittal

The Discharger shall submit SMRs addressed as follows, unless the Discharger submits SMRs electronically to CIWQS:

California Regional Water Quality Control Board
San Francisco Bay Region
1515 Clay Street, Suite 1400
Oakland, CA 94612
Attn: NPDES Wastewater Division

h. Reporting data in electronic format – *Deleted*

C. Attachment G sections V.E.2, V.E.2.a, and V.E.2.c are revised as follows, and sections V.E.2.b (24-hour Certification) and V.E.2.d (Communication Protocol) are deleted:

2. Unauthorized Discharges from Municipal Wastewater Treatment Plants¹

The following requirements apply to municipal wastewater treatment plants that experience an unauthorized discharge at their treatment facilities and supersede requirements imposed on the Discharger by the Executive Officer by letter of May 1, 2008:

a. Two (2)-Hour Notification

For any unauthorized discharges that enter a drainage channel or a surface water, the Discharger shall, as soon as possible, but not later than two (2) hours after becoming aware of the discharge, notify the California Office of Emergency Services (CalOES, currently 800-852-7550), the local health officers or directors of environmental health with jurisdiction over the affected water bodies, and the Regional Water Board. Timely notification by the

¹ California Code of Regulations, Title 23, Section 2250(b), defines an unauthorized discharge to be a discharge, not regulated by waste discharge requirements, of treated, partially treated, or untreated wastewater resulting from the intentional or unintentional diversion of wastewater from a collection, treatment or disposal system.

Discharger to CalOES also satisfies notification to the Regional Water Board. Notification shall include the following:

- 1) Incident description and cause;
 - 2) Location of threatened or involved waterway(s) or storm drains;
 - 3) Date and time the unauthorized discharge started;
 - 4) Estimated quantity and duration of the unauthorized discharge (to the extent known), and the estimated amount recovered;
 - 5) Level of treatment prior to discharge (e.g., raw wastewater, primary treated, undisinfected secondary treated, and so on); and
 - 6) Identity of the person reporting the unauthorized discharge.
- b. 24-hour Certification – *Deleted*
- c. 5-day Written Report

Within five business days, the Discharger shall submit a written report that includes, in addition to the information required above, the following:

- 1) Methods used to delineate the geographical extent of the unauthorized discharge within receiving waters;
 - 2) Efforts implemented to minimize public exposure to the unauthorized discharge;
 - 3) Visual observations of the impacts (if any) noted in the receiving waters (e.g., fish kill, discoloration of water) and the extent of sampling if conducted;
 - 4) Corrective measures taken to minimize the impact of the unauthorized discharge;
 - 5) Measures to be taken to minimize the chances of a similar unauthorized discharge occurring in the future;
 - 6) Summary of Spill Prevention Plan or O&M Manual modifications to be made, if necessary, to minimize the chances of future unauthorized discharges; and
 - 7) Quantity and duration of the unauthorized discharge, and the amount recovered.
- d. Communication Protocol – *Deleted*

ATTACHMENT F - FACT SHEET

Contents

I.	Permit Information.....	F-2
II.	Facility Description.....	F-3
	A. Wastewater Collection and Treatment	F-3
	B. Discharge Point and Receiving Water.....	F-4
	C. Summary of Previous Requirements and Monitoring Data	F-5
	D. Compliance Summary	F-6
	E. Planned Changes	F-6
III.	Applicable Plans, Policies, and Regulations.....	F-6
IV.	Rationale For Effluent Limitations and Discharge Specifications	F-8
	A. Discharge Prohibitions	F-8
	B. Conventional and Non-Conventional Pollutant Effluent Limitations	F-11
	1. Scope and Authority	F-11
	2. Effluent Limitations	F-11
	C. Toxic Pollutant Effluent Limitations.....	F-12
	1. Scope and Authority	F-12
	2. Beneficial Uses and Water Quality Criteria and Objectives	F-13
	3. Need for Water Quality-Based Effluent Limitations (Reasonable Potential Analysis) ..	F-14
	4. Effluent Limitations	F-24
	D. Discharge Requirement Considerations	F-25
V.	Rationale for Receiving Water Limitations	F-26
VI.	Rationale for Provisions.....	F-26
	A. Standard Provisions	F-26
	B. Monitoring and Reporting	F-27
	C. Special Provisions	F-27
	1. Reopener Provisions.....	F-27
	2. Effluent Characterization Study and Report	F-27
	3. Receiving Water Characterization Study and Report.....	F-28
	4. Pollutant Minimization Program	F-28
	D. Other Special Provisions	F-28
VII.	Rationale for Monitoring and Reporting Program	F-28
VIII.	Public Participation	F-30

Tables

Table F-1.	Facility Information.....	F-2
Table F-2.	Historic Effluent Limitations and Monitoring Data	F-5
Table F-3.	Beneficial Uses.....	F-6
Table F-4.	Secondary Treatment Requirements	F-11
Table F-5.	Priority Pollutant Reasonable Potential Analysis.....	F-15
Table F-6.	WQBEL Calculations.....	F-24
Table F-7.	Monitoring Requirements Summary.....	F-29

ATTACHMENT F – FACT SHEET

This Fact Sheet includes the legal requirements and technical rationale that serve as the basis for the requirements of this Order. As described in section II.B of the Order, the Regional Water Board incorporates this Fact Sheet as findings supporting the issuance of the Order.

I. PERMIT INFORMATION

The following table summarizes administrative information related to the facility:

Table F-1. Facility Information

WDID	2 019129001
CIWQS Place ID	236689
CIWQS Party ID	26062
Discharger	Livermore-Amador Valley Water Management Agency (LAVWMA), Dublin San Ramon Services District, City of Pleasanton, and City of Livermore
Facility Name	LAVWMA Export and Storage Facilities
Facility Address	7176 Johnson Drive Pleasanton, CA 94588 Alameda County
Facility Contact, Title, Phone	Chuck Weir, LAVWMA General Manager, (510) 410-5923
Authorized Person to Sign and Submit Reports	LAVWMA General Manager or Dublin San Ramon Services District Operations Manager, (925) 875-2345
Mailing Address	7051 Dublin Boulevard Dublin, CA 94568 Alameda County
Billing Address	Same as mailing address
Facility Type	Publicly Owned Treatment Works (POTW)
Major or Minor Facility	Minor
Threat to Water Quality	2
Complexity	B
Pretreatment Program	No
Mercury and PCBs Requirements	NPDES Permit No. CA0038849
Nutrient Requirements	NPDES Permit No. CA0038873
Flap Gate Exercise Permitted Flow	140,000 gallons per discharge
EBDA Pipeline Contract Capacity	41.2 million gallons per day (MGD)
Expected Intermittent Maximum Discharge Rate	21.5 MGD to San Lorenzo Creek and 55 MGD to Alamo Canal
Watersheds	San Lorenzo Creek and Alameda Creek
Receiving Waters	San Lorenzo Creek and Alamo Canal
Receiving Water Type	Freshwater (discharges occur during wet weather)

- A. The Livermore-Amador Valley Water Management Agency (LAVWMA), the Dublin San Ramon Services District, the City of Pleasanton, and the City of Livermore (collectively, the Discharger) own the LAVWMA Export and Storage Facilities (Facility), which is operated by the Dublin San Ramon Services District. The Facility receives secondary-treated wastewater from the Dublin San Ramon Services District and the City of Livermore wastewater treatment plants and, during wet weather, discharges treated effluent to San Lorenzo Creek and Alamo Canal, waters of the United States within the San Lorenzo Creek and Alameda Creek watersheds.

LAVWMA is a Joint Powers Agency comprised of the Dublin San Ramon Services District, the City of Livermore, and the City of Pleasanton. The Dublin San Ramon Services District and the City of Livermore separately own and operate collection and treatment facilities for domestic, commercial, and industrial wastewater and are regulated by NPDES Nos. CA0037613 and CA0038008 respectively. The City of Pleasanton owns and operates its own collection system but does not own or operate a wastewater treatment plant. The Dublin San Ramon Services District treats wastewater from the City of Pleasanton.

The Discharger has a contract with the East Bay Dischargers Authority (EBDA) that specifies the terms and conditions of its discharge through the EBDA system. EBDA operates under a Joint Exercise of Powers Agreement among the City of Hayward, the City of San Leandro, the Union Sanitary District, the Oro Loma Sanitary District, and the Castro Valley Sanitary District. EBDA transports treated wastewater from its member agencies and the Discharger to the EBDA dechlorination station near the San Leandro Marina before discharging it via a deepwater outfall to San Francisco Bay. The discharge through the deepwater outfall is regulated under NPDES Permit No. CA0037869.

For purposes of this Order, references to the “discharger” or “permittee” in applicable federal and State laws, regulations, plans, and policies are held to be equivalent to references to the Discharger herein.

- B.** The Discharger’s wet weather discharge is the subject of this Order (NPDES Permit No. CA0038679). The discharge locations are described in Table 2 of this Order. Regulations at 40 C.F.R. section 122.46 limit the duration of NPDES permits to a fixed term not to exceed five years. Accordingly, Table 3 of this Order limits the effective period for the discharge authorization. Pursuant to California Code of Regulations, title 23, section 2235.4, the terms and conditions of an expired permit are automatically continued pending reissuance of the permit if the Discharger complies with all federal NPDES regulation requirements for continuation of expired permits.

The Discharger was previously subject to Order No. R2-2011-0028 (previous order), which became effective on July 1, 2011. The Discharger filed a Report of Waste Discharge and submitted an application for reissuance of its Waste Discharge Requirements (WDRs) and NPDES permit on December 30, 2015.

- C.** When applicable, State law requires dischargers to file a petition with the State Water Resources Control Board (State Water Board), Division of Water Rights, and receive approval for any change in the point of discharge, place of use, or purpose of use of treated wastewater that decreases the flow in any portion of a watercourse. The State Water Board retains separate jurisdictional authority to enforce such requirements under Water Code section 1211. This is not an NPDES permit requirement.

II. FACILITY DESCRIPTION

A. Wastewater Collection and Treatment

- 1. Location and Service Area.** The Facility is located at 7176 Johnson Drive in Pleasanton. It receives secondary-treated and disinfected domestic and commercial wastewater from the cities of Dublin, Livermore, and Pleasanton. The estimated service area population is about 224,300. Attachment B provides a map of the area around the Facility.

2. **Treatment.** The Facility receives wastewater that has already been treated to secondary treatment standards through screening, primary sedimentation, activated sludge, secondary clarification, and chlorination from the Dublin San Ramon Services District and City of Livermore wastewater treatment plants. Typically, this treated wastewater is discharged through the EBDA pipeline. Prior to any necessary wet weather discharge to San Lorenzo Creek or Alamo Canal, the wastewater is dechlorinated. Attachment C provides a flow schematic.
3. **Stormwater.** The Discharger is not required to be covered under the statewide NPDES permit for stormwater discharges associated with industrial activities (NPDES General Permit No. CAS000001) because all stormwater flows in contact with equipment or wastewater at the Facility are collected and directed to the headworks of the Dublin San Ramon Services District Wastewater Treatment Plant for treatment.

B. Discharge Point and Receiving Water

This Order covers two intermittent wet weather discharge points for secondary-treated, disinfected, and dechlorinated municipal wastewater. These discharges occur in San Lorenzo Creek (Discharge Point No. 002) and Alamo Canal (Discharge Point No. 003), a constructed flood control channel.

The wet weather outfall to San Lorenzo Creek is a shallow water outfall that does not have a diffuser. The discharge location is approximately 3,000 feet upstream of Lower San Francisco Bay. The wet weather outfall to Alamo Canal is a shallow water outfall that also does not have a diffuser. The discharge enters a drainage ditch adjacent to the Facility and then flows approximately one mile before entering Alamo Canal. The outfall to Alamo Canal is approximately 2,600 feet upstream of the confluence with the Arroyo de la Laguna stream. In total, the discharge location into Alamo Canal is approximately 25 miles upstream of Lower San Francisco Bay. Attachment B shows the two outfalls in relation to the Facility and Lower San Francisco Bay.

The contract with EBDA and its member agencies allots 41.2 MGD of capacity in the EBDA pipeline to the Discharger. Due to hydraulic limitations, the actual instantaneous maximum capacity available may be more or less than 41.2 MGD during wet weather. The average discharge rate to the EBDA pipeline over the previous order term was 12.3 MGD.

During peak wet weather events, the capacity of the EBDA system to accept the Discharger's treated wastewater can be less than 41.2 MGD due to increased flows from the other EBDA member agencies. The Discharger can maintain its maximum export capacity of 41.2 MGD by discharging up to 21.5 MGD through the San Lorenzo Creek wet weather outfall, while continuing to route at least 19.7 MGD to EBDA's system. The Discharger stops discharging to San Lorenzo Creek when EBDA's available capacity equals or exceeds the Discharger's flow.

If the incoming flow to the Facility exceeds the 41.2 MGD-maximum hydraulic capacity of the EBDA pipeline (or the EBDA pipeline and the San Lorenzo Creek outfall), the Discharger must discharge to the Alamo Canal wet weather outfall to avoid flooding and damaging the Facility. The Discharger stops discharging to Alamo Canal when influent flow to the Facility is less than or equal to 41.2 MGD.

This Order allows the Discharger to begin exercising the discharge flap gate located in the San Lorenzo Creek outfall. Discharge flap gate exercises will ensure that the discharge line is flushed and the gate and dechlorination equipment are operational when it is necessary to use the outfall during peak wet weather. The discharge flap gate will be exercised briefly up to twice per year during the wet season (November 1 to April 30) during storms that produce a significant flow increase in San Lorenzo Creek. Because the Alamo Canal outfall does not have a flap gate and discharge is adjacent to the Facility, discharge exercises to Alamo Canal are unnecessary.

Wet weather discharges are expected to be infrequent. The Discharger minimizes discharges to Alamo Canal by using its three flow-equalization basins totaling 18 million gallons (MG) of storage. The Dublin San Ramon Services District and City of Livermore also use two storage ponds (21 MG and 16 MG). Although the Discharger’s December 2010 *Mixing Zone Analysis for Wet Weather Discharges* projected wet weather discharges once every 1.5 years in San Lorenzo Creek and once every 10 years in Alamo Canal, the last wet weather discharge that occurred was approximately 2.2 MG in San Lorenzo Creek on January 20, 2010. No discharges in Alamo Canal have occurred in the past 17 years. Wet weather discharges are only expected during peak wet weather events when natural flows in San Lorenzo Creek and Alamo Canal are high.

C. Summary of Previous Requirements and Monitoring Data

No wet weather discharges occurred in San Lorenzo Creek or Alamo Canal throughout the previous order term. The effluent limitations in the previous order and representative monitoring data from the Discharger’s wet season flows to the EBDA pipeline and the EBDA outfall during the previous order term are presented below. These data, collected from November 1 through April 30 each year, indicate the likely quality of the discharge if discharge occurs.

Table F-2. Historic Effluent Limitations and Monitoring Data

Parameter	Units	Effluent Limitations			Monitoring Data of LAVWMA Flow in EBDA Pipeline (7/1/2011-11/30/2015)	
		Monthly Average	Weekly Average	Daily Maximum	No. of Samples / No. Below Detection Limit	Highest Daily Discharge
Carbonaceous Biochemical Oxygen Demand (BOD ₅)	mg/L	---	40	50	268/0	37
Total Suspended Solids (TSS)	mg/L	---	45	60	268/0	56
Oil and Grease	mg/L	---	---	20	2/1	<0.72
pH	standard units	6.5 - 8.5			939/0	8.8 ^[1]
Residual Chlorine, Total	mg/L	0.0 maximum			939/0	0.75 ^[1]
Total Coliform Organisms	MPN/100 ml	---	---	1,000	0 ^[2]	Not Available
Bis(2-ethylhexyl)phthalate	µg/L	20	---	40	4/3	0.70
Acute Toxicity ^[3]	% Survival	Not less than 70% (single sample)			76/0 ^[3]	70 ^[3]

Unit Abbreviations:

mg/L = milligrams per liter

µg/L = micrograms per liter
 MPN/100ml = most probable number per 100 milliliters

Footnote:

- ^[1] This value does not constitute an effluent limitation violation because the sample was not collected when discharging to San Lorenzo Creek or Alamo Canal.
- ^[2] No data are available. Sampling was required only during wet weather discharges to San Lorenzo Creek or Alamo Canal.
- ^[3] Data reflect the combined effluent of the Discharger and other EBDA member agencies at the EBDA common outfall. No data are available for the Discharger alone. Discharger-specific sampling was required only during wet weather discharges to San Lorenzo Creek or Alamo Canal.

D. Compliance Summary

There is no record of the Discharger violating the previous order.

E. Planned Changes

No changes are planned for the term of this Order.

III. APPLICABLE PLANS, POLICIES, AND REGULATIONS

A. Legal Authorities

This Order serves as WDRs pursuant to California Water Code article 4, chapter 4, division 7 (commencing with § 13260). This Order is also issued pursuant to Clean Water Act (CWA) section 402 and implementing regulations adopted by U.S. EPA and Water Code chapter 5.5, division 7 (commencing with § 13370). It shall serve as an NPDES permit for point source discharges from the Facility to surface waters.

B. California Environmental Quality Act

Under Water Code section 13389, this action to adopt an NPDES permit is exempt from the provisions of the California Environmental Quality Act, Public Resources Code division 13, chapter 3 (commencing with § 21100).

C. State and Federal Regulations, Policies, and Plans

1. Water Quality Control Plan. The Regional Water Board adopted the *Water Quality Control Plan for the San Francisco Bay Basin* (Basin Plan), which designates beneficial uses, establishes water quality objectives, and contains implementation programs and policies to achieve those objectives for all waters addressed through the plan. Requirements in this Order implement the Basin Plan. In addition, this Order implements State Water Board Resolution No. 88-63, which establishes State policy that all waters, with certain exceptions, should be considered suitable or potentially suitable for municipal or domestic supply. The table below lists beneficial uses applicable to San Lorenzo Creek and Alamo Canal:

Table F-3. Beneficial Uses

Discharge Points	Receiving Waters	Beneficial Uses
002	San Lorenzo Creek	Municipal and Domestic Supply (MUN) Freshwater Replenishment (FRSH) Cold Freshwater Habitat (COLD) Fish Migration (MIGR) Fish Spawning (SPWN)

		Warm Freshwater Habitat (WARM) Wildlife Habitat (WILD) Water Contact Recreation (REC-1) Non-Contact Water Recreation (REC-2)
003	Alamo Canal	Groundwater Recharge (GWR) Cold Freshwater Habitat (COLD) Preservation of Rare and Endangered Species (RARE) Warm Freshwater Habitat (WARM) Wildlife Habitat (WILD) Water Contract Recreation (REC-1) Non-Contact Water Recreation (REC-2)

2. **National Toxics Rule (NTR) and California Toxics Rule (CTR).** U.S. EPA adopted the NTR on December 22, 1992, and amended it on May 4, 1995 and November 9, 1999. About 40 criteria in the NTR apply in California. On May 18, 2000, U.S. EPA adopted the CTR. The CTR promulgated new toxics criteria for California and incorporated the previously adopted NTR criteria that applied in the State. U.S. EPA amended the CTR on February 13, 2001. These rules contain water quality criteria for priority pollutants.
3. **Domestic Water Quality.** In accordance with Water Code section 106.3, it is the policy of the State of California that every human being has the right to safe, clean, affordable, and accessible water adequate for human consumption, cooking, and sanitary purposes. This Order complies with that policy by requiring discharges to meet maximum contaminant levels designed to protect human health and ensure that water is safe for domestic use.
4. **State Implementation Policy.** On March 2, 2000, the State Water Board adopted the *Policy for Implementation of Toxics Standards for Inland Surface Waters, Enclosed Bays, and Estuaries of California* (State Implementation Policy or SIP). The SIP became effective on April 28, 2000, with respect to the priority pollutant criteria U.S. EPA promulgated for California through the NTR and the priority pollutant objectives the Regional Water Board established in the Basin Plan. The SIP became effective on May 18, 2000, with respect to the priority pollutant criteria U.S. EPA promulgated through the CTR. The State Water Board adopted amendments to the SIP on February 24, 2005, that became effective on July 13, 2005. The SIP establishes implementation provisions for priority pollutant criteria and objectives, and provisions for chronic toxicity control. Requirements of this Order implement the SIP.
5. **Antidegradation Policy.** Federal regulations at 40 C.F.R. section 131.12 requires that state water quality standards include an antidegradation policy consistent with the federal policy. The State Water Board established California’s antidegradation policy through State Water Board Resolution No. 68-16, *Statement of Policy with Respect to Maintaining High Quality of Waters in California*, which is deemed to incorporate the federal antidegradation policy where the federal policy applies under federal law. Resolution No. 68-16 requires that existing water quality be maintained unless degradation is justified based on specific findings. The Basin Plan implements, and incorporates by reference, both the State and federal antidegradation policies. Permitted discharges must be consistent with the antidegradation provisions of 40 C.F.R. section 131.12 and State Water Board Resolution No. 68-16.

- 6. Anti-Backsliding Requirements.** CWA sections 402(o) and 303(d)(4) and 40 C.F.R. section 122.44(l) restrict backsliding in NPDES permits. These anti-backsliding provisions require that effluent limitations in a reissued permit be as stringent as those in the previous order, with some exceptions in which limitations may be relaxed.
- 7. Endangered Species Act Requirements.** This Order does not authorize any act that results in the taking of a threatened or endangered species or any act that is now prohibited, or becomes prohibited in the future, under either the California Endangered Species Act (Fish and Game Code, §§ 2050 to 2097) or the Federal Endangered Species Act (16 U.S.C.A. §§ 1531 to 1544). This Order requires compliance with effluent limits, receiving water limits, and other requirements to protect the beneficial uses of waters of the State. The Discharger is responsible for meeting all applicable Endangered Species Act requirements.

D. Impaired Waters on CWA 303(d) List

In October 2011, U.S. EPA approved a revised list of impaired waters pursuant to CWA section 303(d), which requires identification of specific water bodies where it is expected that water quality standards will not be met after implementation of technology-based effluent limitations on point sources. Where it has not done so already, the Regional Water Board plans to adopt total maximum daily loads (TMDLs) for pollutants on the 303(d) list. TMDLs establish wasteload allocations for point sources and load allocations for non-point sources and are established to achieve the water quality standards for the impaired waters.

San Lorenzo Creek is listed as impaired by diazinon, a pesticide. On May 21, 2007, U.S. EPA approved the diazinon and pesticide-related toxicity TMDL for San Lorenzo Creek in Basin Plan section 7.1.1. According to the TMDL, the Facility is not a source of diazinon or pesticide-related toxicity; therefore, the TMDL does not contain a specific wasteload allocation or other implementation requirements for the Facility.

Alamo Canal is not listed as impaired by any pollutant.

IV. RATIONALE FOR EFFLUENT LIMITATIONS AND DISCHARGE SPECIFICATIONS

The CWA requires point source dischargers to control the amount of conventional, non-conventional, and toxic pollutants discharged into waters of the United States. The control of pollutants discharged is established through effluent limitations and other requirements in NPDES permits. There are two principal bases for effluent limitations: 40 C.F.R. section 122.44(a) requires that permits include applicable technology-based limitations and standards, and 40 C.F.R. section 122.44(d) requires that permits include water quality-based effluent limitations to attain and maintain applicable numeric and narrative water quality criteria to protect the beneficial uses of receiving waters.

A. Discharge Prohibitions

1. Prohibitions in this Order

- a. Discharge Prohibition III.A (Discharge in a manner different from that described in this Order):** This prohibition is based on 40 C.F.R. section 122.21(a) and Water Code section 13260, which require filing an application and Report of Waste Discharge before

a discharge can occur. Discharges not described in the application and Report of Waste Discharge, and subsequently in this Order, are prohibited.

- b. Discharge Prohibition III.B (Discharge to San Lorenzo Creek, except during peak wet weather flows):** This prohibition ensures that discharges to San Lorenzo Creek occur only during peak wet weather when the maximum export capacity available in the EBDA pipeline is less than 41.2 MGD or when exercising the discharge flap gate. Peak wet weather events that result in San Lorenzo Creek discharge are expected approximately once every 1.5 years. Flows above 140,000 gallons are prohibited during flap gate exercises so discharges only occur to the extent necessary to complete the tests. Since no flap gate exercise flow data are available, this volume is based on the Discharger's estimated minimum flow needed to reasonably complete a flap gate exercise.
- c. Discharge Prohibition III.C (Discharge to Alamo Canal, except during peak wet weather flows):** This prohibition ensures that discharges to Alamo Canal occur only during peak wet weather when the maximum hydraulic capacity available in the EBDA pipeline (or the EBDA pipeline and San Lorenzo Creek outfall) is fully utilized at 41.2 MGD. Peak wet weather events that result in Alamo Canal discharge are expected approximately once every 10 years at a maximum discharge rate of 55 MGD.
- d. Discharge Prohibition III.D (Bypass of untreated or partially-treated wastewater):** This prohibition is based on 40 C.F.R. section 122.41(m) (see Attachment D section I.G).
- e. Discharge Prohibition III.E (Discharge to San Lorenzo Creek during discharge flap gate exercises more than twice per year):** This prohibition restricts potential water quality impacts to San Lorenzo Creek resulting from discharge flap gate exercises by limiting such discharges to twice per year and requiring that they occur during significant wet weather events when flows in San Lorenzo Creek are high. This prohibition ensures that discharges only occur when San Lorenzo Creek flows provide significant mixing and dilution, and during conditions that reflect the assumptions underlying the reasonable potential analysis, effluent limitations, and other requirements of this Order.

2. Basin Plan Discharge Prohibition 1

The discharges will not receive an initial dilution of at least 10:1 as they enter the shallow waters of San Lorenzo Creek or Alamo Canal. Basin Plan Table 4-1, Discharge Prohibition 1, prohibits wastewater discharges that have particular characteristics of concern to beneficial uses if they do not receive a minimum initial dilution of at least 10:1 or if they flow to a non-tidal water, a dead-end slough, a similar confined water, or an immediate tributaries thereof. The purpose of Discharge Prohibition 1 is to protect against the following:

- continuous effects of waste discharge;
- effects of abnormal discharges caused by temporary plant upsets or malfunctions;
- public contact with undiluted waste; and
- visual impacts.

Treated sewage and other discharges subject to treatment process upsets are assumed to have particular characteristics of concern unless the discharge of inadequately-treated waste will be reliably prevented. In this case, discharge of inadequately-treated waste is reliably prevented,

and the discharges do not have particular characteristics of concern to the beneficial uses of San Lorenzo Creek or Alamo Canal for the following reasons:

- The discharges are infrequent and not continuous. Wet weather discharges are expected to occur approximately once every 1.5 years in San Lorenzo Creek and approximately once every 10 years in Alamo Canal. The last wet weather discharge occurred in San Lorenzo Creek in January 2010, and no wet weather discharges have occurred in Alamo Canal in the past 17 years. Discharge flap gate exercises will occur no more than twice per year in San Lorenzo Creek. For these reasons, the discharges will not have continuous effects on San Lorenzo Creek and Alamo Canal beneficial uses.
- There is little risk that a wastewater treatment plant upset would result in an abnormal discharge. The discharge of inadequately treated waste is reliably prevented because both treatment plants exporting treated wastewater to the Facility have good compliance records. They have not violated any effluent limitations in Order Nos. R2-2012-0005 or R2-2012-0006 during the last four years. Moreover, if an upset were to occur at one of the treatment plants, effluent would likely flow to the EBDA common outfall. Discharge to the wet weather outfalls would require an intentional flow diversion, and it is highly unlikely that an upset would occur simultaneously with a rare wet weather discharge. Wet weather discharges receive reliable treatment because, at the San Lorenzo Creek outfall, the flap gate exercises ensure that the equipment necessary for discharge (e.g., dechlorination equipment at San Lorenzo Creek) remains in good working order. At the Alamo Canal outfall, which is located near the Dublin San Ramon Services District plant, plant operators are available to ensure full dechlorination and are notified of potential discharges hours before they occur because Alamo Creek discharges only occur after San Lorenzo Creek discharges commence.
- There is little potential for public contact with undiluted waste. Discharges occur only during wet weather and are flushed and diluted by increased creek flows. At Alamo Canal, a stormwater outfall located approximately 200 feet downstream provides additional dilution.
- The discharges cannot cause visual impacts. The discharges are treated to Secondary Treatment Standards, which address objectionable color and turbidity.

In short, the issues of concern underlying the Discharge Prohibition do not apply to these discharges. Basin Plan section 4.2 also provides exceptions to the Discharge Prohibition under certain circumstances:

- An inordinate burden would be placed on the Discharger relative to the beneficial uses protected, and an equivalent level of environmental protection can be achieved by alternate means;
- A discharge is approved as part of a reclamation project;
- Net environmental benefits will be derived as a result of the discharge; or
- A discharge is approved as part of a groundwater cleanup project.

The Basin Plan further states:

Significant factors to be considered by the Regional Water Board in reviewing requests for exceptions will be the reliability of the discharger’s system in preventing inadequately treated wastewater from being discharged to the receiving water and the environmental consequence of such discharges.

The discharge would qualify for an exception to Discharge Prohibition 1 based on the following:

- a. Moving the discharge to a deepwater outfall (e.g., by expanding the capacity of the EBDA common pipeline) would constitute an inordinate burden on the Discharger because it would be unreasonably costly for discharges that occur approximately once every 1.5 years in San Lorenzo Creek and once every 10 years in Alamo Canal.
- b. The Discharger provides an equivalent level of environmental protection by preventing nearly all discharges. Discharges occur only about once every 1.5 years in San Lorenzo Creek and once every 10 years in Alamo Canal. Moreover, the Discharger reliably prevents inadequately-treated wastewater from being discharged because, under most possible upset conditions, effluent would flow to the EBDA common outfall, not San Lorenzo Creek or Alamo Canal.

B. Conventional and Non-Conventional Pollutant Effluent Limitations

1. Scope and Authority

CWA section 301(b) and 40 C.F.R. section 122.44 require that permits include conditions meeting technology-based requirements, at a minimum, and any more stringent effluent limitations necessary to meet water quality standards. The discharges authorized by this Order must meet minimum federal technology-based requirements based on the Secondary Treatment Standards at 40 C.F.R. section 133 as summarized below. In addition, the 30-day average percent removal for biochemical oxygen demand (BOD₅) (or carbonaceous biochemical oxygen demand [CBOD₅]) and total suspended solids (TSS), by concentration, is not to be less than 85 percent. The Basin Plan contains additional requirements for certain pollutants.

Table F-4. Secondary Treatment Requirements

Parameter	Units	Monthly Average	Weekly Average	Instantaneous Minimum	Instantaneous Maximum
BOD ₅ ^[1]	mg/L	30	45	---	---
CBOD ₅ ^[1]	mg/L	25	40	---	---
TSS	mg/L	30	45	---	---
pH	standard units	---	---	6.5	8.5

Unit Abbreviation:

mg/L = milligrams per liter

Footnote:

^[1] CBOD₅ effluent limitations may be substituted for BOD₅ limitations.

2. Effluent Limitations

- a. **CBOD₅ and TSS.** The CBOD₅ and TSS effluent limitations are based on the Secondary Treatment Standards and Basin Plan Table 4-2. Due to the infrequent nature of the

discharge, this Order contains only the weekly average limitations, not the monthly average limitations. NPDES Permit Nos. CA0037613 (for the Dublin San Ramon Services District Wastewater Treatment Plant) and CA0038008 (for the City of Livermore Water Reclamation Plant) ensure that the Facility's effluent satisfies monthly average effluent limitations in accordance with the Secondary Treatment Standards. The data summary in Table F-2 shows that these two treatment facilities fully comply with the monthly limitations.

- b. Oil and Grease.** The oil and grease effluent limitation is based on Basin Plan Table 4-2.
- c. pH.** The pH effluent limitation is based on the Secondary Treatment Standards and Basin Plan Table 4-2.
- d. Total Residual Chlorine.** The total residual chlorine effluent limitation is based on Basin Plan Table 4-2.
- e. Fecal Coliform.** The fecal coliform effluent limitation is based on Basin Plan Table 4-2A, footnotes b and c. Footnote b says the Regional Water Board will establish total coliform limitations in lieu of enterococcus limitations for intermittent discharges. Footnote c allows the Regional Water Board to substitute fecal coliform limits for total coliform limits if such substitution will not result in unacceptable adverse impacts to beneficial uses.

The daily maximum fecal coliform limit of 400 MPN/100ml is protective of the water contact recreation beneficial use because it is based on the fecal coliform water quality objective for water contact recreation shown in Basin Plan Table 3-1. In fact, because the limit is expressed as a daily maximum, it is more protective than the water contact recreation water quality objective, which is expressed as a 90th percentile. Expressing the limit as a daily maximum is more practical than using a 90th percentile due to the short duration of the discharges.

C. Toxic Pollutant Effluent Limitations

1. Scope and Authority

For toxic pollutants, this Order contains water quality-based effluent limitations (WQBELs) that implement water quality objectives that protect beneficial uses. CWA section 301(b) and 40 C.F.R. section 122.44(d) require that permits include limitations more stringent than federal technology-based requirements where necessary to achieve applicable water quality standards. According to 40 C.F.R. section 122.44(d)(1)(i), permits must include effluent limitations for all pollutants that are or may be discharged at levels that have a reasonable potential to cause or contribute to an exceedance of a water quality standard, including numeric and narrative objectives within a standard. Where reasonable potential has been established for a pollutant, but there is no numeric criterion or objective, WQBELs must be established using (1) U.S. EPA criteria guidance under CWA section 304(a), supplemented where necessary by other relevant information; (2) an indicator parameter for the pollutant of concern; or (3) a calculated numeric water quality criterion, such as a proposed state criterion or policy interpreting a narrative criterion, supplemented with relevant information (40 C.F.R. § 122.44[d][1][vi]). The process for determining reasonable potential and calculating WQBELs is intended to achieve applicable

water quality objectives and criteria and to protect designated uses of receiving waters as specified in the Basin Plan. This Order imposes numeric effluent limitations for toxic pollutants with reasonable potential to cause or contribute to exceedances of water quality standards.

2. Beneficial Uses and Water Quality Criteria and Objectives

Discharge Point Nos. 002 and 003 discharge to San Lorenzo Creek and Alamo Canal. Fact Sheet section III.C.1, above, identifies the beneficial uses of San Lorenzo Creek and Alamo Canal. Water quality criteria and objectives to protect these beneficial uses are described below:

- a. Basin Plan Objectives.** The Basin Plan specifies numeric water quality objectives for 10 priority pollutants and several narrative water quality objectives. For example, the narrative toxicity objective states, “All waters shall be maintained free of toxic substances in concentrations that are lethal to or that produce other detrimental responses in aquatic organisms.” In addition, the Basin Plan specifies numeric water quality objectives for total dissolved solids (TDS) and chlorides for the Alameda Creek watershed.
- b. CTR Criteria.** The CTR specifies numeric aquatic life and human health criteria for numerous priority pollutants. These criteria apply to inland surface waters and enclosed bays and estuaries. Some human health criteria are for consumption of “water and organisms” and others are for consumption of “organisms only.” The criteria applicable to “water and organisms” apply to San Lorenzo Creek and Alamo Canal because both are a potential source of drinking water.
- c. NTR Criteria.** The NTR establishes numeric aquatic life and human health criteria for a number of toxic pollutants for San Francisco Bay waters upstream to and including Suisun Bay and the Sacramento-San Joaquin Delta. The NTR criteria apply to San Lorenzo Creek and Alamo Canal.
- d. Receiving Water Salinity.** Basin Plan section 4.6.2 (like the CTR and NTR) states that the salinity characteristics (i.e., freshwater vs. saltwater) of the receiving water are to be considered in determining applicable water quality objectives. Freshwater criteria apply to discharges to waters with salinities equal to or less than 1 part per thousand (ppt) at least 95 percent of the time. Saltwater criteria apply to discharges to waters with salinities equal to or greater than 10 ppt at least 95 percent of the time in a normal water year. For discharges to waters with salinities between these two categories, or tidally-influenced freshwaters that support estuarine beneficial uses, the water quality objectives are the lower of the salt or freshwater objectives (the latter calculated based on ambient hardness) for each substance.

San Lorenzo Creek receives upstream freshwater flows but is tidally-influenced, being located approximately 3,000 feet upstream from Lower San Francisco Bay. However, under peak wet weather conditions, the receiving water is freshwater because of the large amount of stormwater flow upstream. Alamo Canal receives upstream freshwater flows. Because the receiving water is freshwater in San Lorenzo Creek and Alamo Canal during wet weather discharges, this Order’s effluent limitations are based on the freshwater water quality objectives and criteria in the Basin Plan, NTR, and CTR.

- e. **Receiving Water Hardness.** Ambient hardness data were used to calculate freshwater water quality objectives that are hardness dependent. The Discharger collected receiving water hardness data between November 1989 and March 2012 for San Lorenzo Creek and between April 1971 and March 2012 for Alamo Canal. Within these data sets, 41 data points reflect freshwater conditions (salinity less than or equal to 1 ppt). The geometric means for the San Lorenzo Creek and Alamo Canal data sets are 175 mg/L and 226 mg/L. For purposes of this Order, the lower geometric mean of 175 mg/L was used to calculate the water quality objectives.
- f. **Site-Specific Metals Translators.** Effluent limitations for metals must be expressed as total recoverable metal (40 C.F.R. § 122.45[c]). Since the water quality objectives for metals are typically expressed as dissolved metal, translators must be used to convert metals concentrations from dissolved to total recoverable and vice versa. In general, dissolved metals are more available and more toxic to aquatic life than other forms. This Order relies on CTR default translators.

3. Need for Water Quality-Based Effluent Limitations (Reasonable Potential Analysis)

Assessing whether a pollutant has reasonable potential to exceed a water quality objective is the fundamental step in determining whether a WQBEL is required.

- a. **Available Information.** The reasonable potential analysis for this Order is based on wet season (November 1 through April 30) monitoring data for the combined effluent from the Dublin San Ramon Services District and City of Livermore wastewater treatment plants collected between March 2012 and November 2015 and ambient background data collected in March 2012.

In some cases, reasonable potential cannot be determined because effluent or ambient background data are limited or water quality objective criteria have not been developed. Provision VI.C.2 of the Order requires the Discharger to continue monitoring for such constituents in its effluent using analytical methods that provide the best feasible detection limitations. When additional data become available, further analysis will be conducted to determine whether numeric effluent limitations are necessary.

This Order does not contain WQBELs for constituents that do not demonstrate reasonable potential; however, Provision VI.C.2 of the Order still requires monitoring for such pollutants. If concentrations are found to have increased significantly, Provision VI.C.2 of the Order requires the Discharger to investigate the sources of the increases and implement remedial measures if the increases pose a threat to receiving water quality.

- b. **Priority Pollutants.** For the priority pollutants, the reasonable potential analysis is based on the methodology set forth in SIP section 1.3. The analysis begins with identifying the maximum effluent concentration (MEC) observed for each pollutant based on available effluent concentration data and the ambient background concentration (B). SIP section 1.4.3 states that ambient background concentrations are either the maximum ambient concentration observed or, for water quality objectives intended to protect human health, the arithmetic mean of observed concentrations. There are three triggers in determining reasonable potential:

- i. **Trigger 1** is activated if the maximum effluent concentration is greater than or equal to the lowest applicable water quality objective (MEC \geq water quality objective).
- ii. **Trigger 2** is activated if the ambient background concentration observed in the receiving water is greater than the lowest applicable water quality objective (B > water quality objective) *and* the pollutant is detected in any effluent sample.
- iii. **Trigger 3** is activated if a review of other information indicates that a WQBEL is needed to protect beneficial uses.

The maximum effluent concentrations (MECs), most stringent applicable water quality criteria and objectives, and background concentrations (B) used in the analysis are presented below, along with the reasonable potential analysis results (yes or no) for each pollutant. Lead exhibits reasonable potential by Trigger 2.

Table F-5. Priority Pollutant Reasonable Potential Analysis

CTR No.	Pollutants	Governing Criterion or Objective ($\mu\text{g/L}$)	MEC or Minimum DL ($\mu\text{g/L}$) ^{[1][2]}	B or Minimum DL ($\mu\text{g/L}$) ^{[1][2]}	RPA Results ^[3]
1	Antimony	6.0	0.39	0.47	No
2	Arsenic	10	1.2	3.3	No
3	Beryllium	4.0	<0.02	0.32	No
4	Cadmium	1.8	0.058	0.350	No
5a	Chromium (III)	50	0.58	30	No
5b	Chromium (VI)	11	0.58	30 ^[4]	U ^[4]
6	Copper	15	11	9.9	No
7	Lead	6.5	0.18	9.7	Yes
8	Mercury	0.025	0.004	0.042	^[5]
9	Nickel	84	8.0	37	No
10	Selenium	5.0	3.3	0.38	No
11	Silver	10.6	0.043	0.067	No
12	Thallium	1.7	0.02	0.074	No
13	Zinc	193	24	60	No
14	Cyanide	5.2	0.0021	<0.002	No
16	2,3,7,8-TCDD	1.3×10^{-8}	$<4.0 \times 10^{-6}$	$<9.2 \times 10^{-6}$	U
17	Acrolein	320	<0.62	<0.62	No
18	Acrylonitrile	0.059	<0.19	<0.19	U
19	Benzene	1.0	<0.53	<0.53	No
20	Bromoform	4.3	0.35	<0.093	No
21	Carbon Tetrachloride	0.25	<0.82	<0.11	U
22	Chlorobenzene	680	<0.083	<0.083	No
23	Chlorodibromomethane	0.401	<0.075	<0.075	No
24	Chloroethane	No Criteria	<0.062	<0.13	U
25	2-Chloroethylvinyl ether	No Criteria	<0.39	<0.93	U
26	Chloroform	No Criteria	1.4	<0.11	U
27	Dichlorobromomethane	0.56	0.38	<0.095	No
28	1,1-Dichloroethane	5	<0.065	<0.072	No
29	1,2-Dichloroethane	0.38	<0.098	<0.17	No

CTR No.	Pollutants	Governing Criterion or Objective (µg/L)	MEC or Minimum DL (µg/L) ^{[1][2]}	B or Minimum DL (µg/L) ^{[1][2]}	RPA Results ^[3]
30	1,1-Dichloroethylene	0.057	<0.067	<0.14	U
31	1,2-Dichloropropane	0.52	<0.06	<0.12	No
32	1,3-Dichloropropylene	0.50	<0.06	<0.13	No
33	Ethylbenzene	300	<0.08	<0.08	No
34	Methyl Bromide	48	<0.077	<0.077	No
35	Methyl Chloride	No Criteria	<0.08	<0.097	U
36	Methylene Chloride	4.7	0.24	<0.48	No
37	1,1,2,2-Tetrachloroethane	0.17	<0.056	<0.086	No
38	Tetrachloroethylene	0.80	<0.092	<0.092	No
39	Toluene	150	0.15	<0.092	No
40	1,2-Trans-Dichloroethylene	10	<0.059	<0.11	No
41	1,1,1-Trichloroethane	200	<0.046	<0.091	No
42	1,1,2-Trichloroethane	0.60	<0.12	<0.13	No
43	Trichloroethylene	2.7	<0.057	<0.12	No
44	Vinyl Chloride	0.5	<0.06	<0.06	No
45	2-Chlorophenol	120	<0.11	<0.66	No
46	2,4-Dichlorophenol	93	<0.10	<0.66	No
47	2,4-Dimethylphenol	540	<0.15	<1.2	No
48	2-Methyl- 4,6-Dinitrophenol	13.4	<0.11	<0.75	No
49	2,4-Dinitrophenol	70	<0.27	<1.3	No
50	2-Nitrophenol	No Criteria	<0.21	<0.90	U
51	4-Nitrophenol	No Criteria	<0.26	<0.99	U
52	3-Methyl 4-Chlorophenol	No Criteria	<0.10	<0.58	U
53	Pentachlorophenol	0.28	<0.20	<1.4	No
54	Phenol	1.0	0.41	<0.46	No
55	2,4,6-Trichlorophenol	2.1	<0.14	<0.74	No
56	Acenaphthene	1,200	<0.004	<0.57	No
57	Acenaphthylene	No Criteria	<0.0023	<0.48	U
58	Anthracene	9,600	<0.002	<0.39	No
59	Benzidine	0.00012	<1.4	<3.4	U
60	Benzo(a)Anthracene	0.0044	<0.0028	<0.39	U
61	Benzo(a)Pyrene	0.0044	<0.0033	<0.50	U
62	Benzo(b)Fluoranthene	0.0044	<0.0021	<0.64	U
63	Benzo(ghi)Perylene	No Criteria	<0.0038	<0.93	U
64	Benzo(k)Fluoranthene	0.0044	<0.0028	<0.34	U
65	Bis(2-Chloroethoxy)Methane	No Criteria	<0.1	<0.81	U
66	Bis(2-Chloroethyl)Ether	0.031	<0.14	<0.14	U
67	Bis(2-Chloroisopropyl)Ether	1,400	<0.12	<0.41	No
68	Bis(2-Ethylhexyl)Phthalate	1.8	0.7	<0.83	No
69	4-Bromophenyl Phenyl Ether	No Criteria	<0.10	<0.43	U
70	Butylbenzyl Phthalate	3,000	<0.10	<0.64	No
71	2-Chloronaphthalene	1,700	<0.10	<0.57	No
72	4-Chlorophenyl Phenyl Ether	No Criteria	<0.23	<0.93	U
73	Chrysene	0.0044	0.0012	<0.76	U

CTR No.	Pollutants	Governing Criterion or Objective (µg/L)	MEC or Minimum DL (µg/L) ^{[1][2]}	B or Minimum DL (µg/L) ^{[1][2]}	RPA Results ^[3]
74	Dibenzo(a,h)Anthracene	0.0044	<0.0031	<0.83	U
75	1,2-Dichlorobenzene	600	<0.10	<0.61	No
76	1,3-Dichlorobenzene	400	<0.10	<0.62	No
77	1,4-Dichlorobenzene	5.0	<0.10	<0.61	No
78	3,3 Dichlorobenzidine	0.04	<0.20	<0.20	U
79	Diethyl Phthalate	23,000	<0.10	<0.86	No
80	Dimethyl Phthalate	313,000	<0.10	<0.68	No
81	Di-n-Butyl Phthalate	2,700	<0.14	<0.91	No
82	2,4-Dinitrotoluene	0.11	<0.10	<0.68	U
83	2,6-Dinitrotoluene	No Criteria	<0.36	<0.54	U
84	Di-n-Octyl Phthalate	No Criteria	<0.20	<0.65	U
85	1,2-Diphenylhydrazine	0.04	<0.10	<0.33	U
86	Fluoranthene	300	0.025	<0.76	No
87	Fluorene	1,300	<0.054	<0.81	No
88	Hexachlorobenzene	0.00075	<0.15	<0.89	U
89	Hexachlorobutadiene	0.44	<0.13	<0.84	U
90	Hexachlorocyclopentadiene	50	<0.14	<0.45	No
91	Hexachloroethane	1.9	<0.10	<0.58	No
92	Indeno(1,2,3-cd)Pyrene	0.0044	<0.0027	<0.63	U
93	Isophorone	8.4	<0.11	<0.81	No
94	Naphthalene	No Criteria	0.085	<0.66	U
95	Nitrobenzene	17	<0.11	<0.74	No
96	N-Nitrosodimethylamine	0.00069	<0.48	<1.1	U
97	N-Nitrosodi-n-Propylamine	0.005	<0.10	<0.85	U
98	N-Nitrosodiphenylamine	5.0	<0.24	<0.90	No
99	Phenanthrene	No Criteria	<0.0024	<0.65	U
100	Pyrene	960	<0.026	<0.21	No
101	1,2,4-Trichlorobenzene	5.0	<0.10	<0.59	No
102	Aldrin	0.00013	<0.00079	<0.004	U
103	Alpha-BHC	0.0039	<0.0025	<0.0020	No
104	Beta-BHC	0.014	<0.00054	<0.0020	No
105	Gamma-BHC	0.019	<0.0025	0.020	U
106	Delta-BHC	No Criteria	<0.0006	<0.001	U
107	Chlordane	0.00057	<0.026	<0.035	U
108	4,4'-DDT	0.00059	<0.0007	<0.005	U
109	4,4'-DDE (linked to DDT)	0.00059	<0.00061	<0.003	U
110	4,4'-DDD	0.00083	<0.00072	<0.002	U
111	Dieldrin	0.00014	<0.00097	<0.002	U
112	Alpha-Endosulfan	0.0087	<0.00089	<0.003	No
113	beta-Endosulfan	0.0087	<0.0018	<0.002	No
114	Endosulfan Sulfate	110	<0.00074	<0.002	No
115	Endrin	0.0023	<0.00074	<0.003	U
116	Endrin Aldehyde	0.76	<0.00067	<0.002	No
117	Heptachlor	0.00021	<0.00069	<0.002	U

CTR No.	Pollutants	Governing Criterion or Objective (µg/L)	MEC or Minimum DL (µg/L) ^{[1][2]}	B or Minimum DL (µg/L) ^{[1][2]}	RPA Results ^[3]
118	Heptachlor Epoxide	0.0001	<0.00069	<0.002	U
119-125	PCBs sum	0.00017	<0.30	<0.32	^[5]
126	Toxaphene	0.0002	<0.035	<0.45	U

Abbreviations:

MEC = maximum effluent concentration
B = background concentration
WQC = water quality criterion or objective
DL = minimum detection level

Footnotes:

- ^[1] The maximum effluent concentration and ambient background concentration are the actual detected concentrations unless preceded by a “<” sign, in which case the value shown is the DL.
- ^[2] The maximum effluent concentration or ambient background concentration is “Unavailable” when there are no monitoring data for the constituent.
- ^[3] RPA Results = Yes, if MEC ≥ WQC, B > WQC and MEC is detected, or Trigger 3
= No, if MEC and B are < WQC or all effluent data are undetected
= Unknown (U), if no criteria have been promulgated or data are insufficient.
- ^[4] This background value shown is a total chromium concentration. The chromium (IV) concentration is less than this value but unknown. Therefore, whether there is reasonable potential is also unknown.
- ^[5] SIP section 1.3 excludes from its reasonable potential analysis procedure priority pollutants for which a TMDL has been developed. TMDLs have been developed for mercury and PCBs in San Francisco Bay. Mercury and PCBs from wastewater discharges are regulated by NPDES Permit No. CA0038849, which implements the San Francisco Bay Mercury and PCBs TMDLs.

c. Municipal Supply Pollutants. Municipal supply is a beneficial use of San Lorenzo Creek. For water quality objectives designed to protect municipal supply (see Basin Plan Tables 3-5), except for those already analyzed in Table F-5, no samples were collected because discharge to San Lorenzo Creek is rare and occurs only during peak wet weather events. (This Order requires monitoring for these pollutants.) With the increased dilution of the discharge and the increased flows of San Lorenzo Creek during already wet conditions, wet weather discharges are unlikely to significantly affect municipal water supplies. Therefore, there is no reasonable potential for municipal supply pollutants not already analyzed in Table F-5.

d. Ammonia

i. Methodology. Ammonia is a toxic pollutant but not a priority pollutant; therefore, the procedure outlined in the *Technical Support Document for Water Quality-based Toxics Control* (Technical Support Document) (EPA/505/2-90-001, March 1991) was used to determine that ammonia in the discharges does not have a reasonable potential to cause water quality objectives to be exceeded in the receiving waters. The Technical Support Document allows the use of measured receiving water concentrations or receiving water concentrations projected from effluent data to perform the reasonable potential analysis. In either case, the receiving water concentrations are compared to the Basin Plan objectives.

Data are available for total ammonia, but not un-ionized ammonia, because (1) sampling and laboratory methods are unavailable to analyze for un-ionized ammonia, and (2) the fraction of total ammonia that exists in the toxic un-ionized

form depends on pH, salinity, and temperature. Total ammonia concentrations (as nitrogen) can be converted into un-ionized ammonia concentrations when concurrent pH and temperature data are available as follows (U.S. EPA, 1989, *Ambient Water Quality Criteria for Ammonia (Saltwater)*–1989, EPA Publication 440/5-88-004):

$$\text{For salinity} < 1 \text{ ppt: fraction of NH}_3 = \frac{1}{1 + 10^{(pK - pH)}}$$

Where:

$$pK = 0.09018 + 2729.92/T$$

T = Temperature (Kelvin)

Receiving water un-ionized ammonia concentrations cannot be calculated because total ammonia, temperature, and pH data were not collected concurrently. The following summarizes the steps using effluent data:

- Step 1. Determine the number of total observations (n) for a set of effluent data and determine the highest value from that data set (the maximum effluent concentration or MEC).
- Step 2. Determine the coefficient of variation (CV) from the data set. For a data set where $n < 10$, the CV is estimated to equal 0.6. For a data set where $n \geq 10$, the CV is calculated as the standard deviation divided by the mean.
- Step 3. Determine an appropriate ratio, R, for projecting a selected upper bound concentration (e.g., the 99th or 95th percentile) assuming a lognormal distribution. To do this, the percentile represented by the MEC in a data set of “n” samples, p_n , needs to be determined based on the desired confidence interval, e.g., 95% or 99%. The 95% confidence interval was used for evaluating reasonable potential for ammonia for this Order.

$$P_n = (1 - \text{confidence interval})^{1/n}$$

Then C_{P_n} and $C_{\text{upper bound}}$ corresponding to the MEC percentile (P_n) and the selected upper bound percentile (typically 99th percentile) need to be calculated using the following equation.

$$C_p = \exp(Z_p \sigma - 0.5 \sigma^2)$$

In this equation, $\sigma^2 = \ln(\text{CV}^2 + 1)$, p is the percentile (upper bound or p_n), and Z_p is the standard normal distribution value for the percentile p (available from statistical references).

The ratio, R, is then determined to be:

$$R = C_{\text{upperbound}}/C_{P_n}$$

- Step 4. Multiply the MEC by the ratio, R, determined in Step 3, and use this value with the appropriate dilution to project the receiving water concentration (RWC).

$$\text{RWC} = \text{MEC} \times R / \text{dilution ratio}$$

Step 5. Compare the projected RWC to the applicable water quality objective. If a RWC is greater than or equal to the objective, then there is reasonable potential.

- ii. **Water Quality Objective.** Basin Plan section 3.3.20 contains an un-ionized ammonia water quality objective of 0.025 mg/L (as nitrogen) applicable to San Lorenzo Creek and Alamo Canal as an annual median. As an annual median, however, this objective is not meaningful for intermittent wet weather discharges because they cannot affect annual median concentrations in San Lorenzo Creek or Alamo Canal.

Basin Plan section 3.3.18 also contains a narrative toxicity objective: “All waters shall be maintained free of toxic substances in concentrations that are lethal to or that produce other detrimental responses in aquatic organisms.” For purposes of this Order, the narrative toxicity objective is translated into a numeric un-ionized ammonia criterion based on the un-ionized ammonia water quality objective listed in Basin Plan section 3.3.20 for South San Francisco Bay (0.4 mg/L as a maximum). The South San Francisco Bay objective is appropriate for the freshwater discharge conditions in San Lorenzo Creek and Alamo Canal because they are both upstream tributaries to South San Francisco Bay and the Basin Plan un-ionized ammonia objectives were derived from freshwater toxicity data (Richard H. Whitsel, internal memo to Roger B. James, August 19, 1986).

- iii. **Mixing Zones and Dilution.** The Technical Support Document allows for mixing zones and dilution credits to be considered when conducting a reasonable potential analysis. This Order establishes ammonia mixing zones for San Lorenzo Creek and Alamo Canal in accordance with SIP section 1.4.2.2.

For San Lorenzo Creek, the mixing zone covers 4,000 square feet (i.e., 50 feet downstream from the outfall and encompassing the entire width [80 feet] and depth of the creek). At 50 feet downstream from Discharge Point No. 002, the Alameda County Flood Control and Water Conservation District operates a pump station and flood control outfall. This mixing zone corresponds to a dilution credit of $D=10$ (the dilution ratio is 11:1, or one part effluent to 11 parts effluent plus receiving water).

For Alamo Canal, the mixing zone covers 6,400 square feet (i.e., 200 feet downstream from the outfall and encompassing the entire width [32 feet] and depth of the canal). A stormwater outfall is located 200 feet downstream from Discharge Point No. 003. This mixing zone corresponds to a dilution credit of $D=14$ (the dilution ratio is 15:1).

These mixing zones meet the requirements of SIP section 1.4.2.2 because they do the following:

- (a) **Maintain the integrity of the water bodies.** The mixing zones will not compromise the integrity of San Lorenzo Creek or Alamo Canal because ammonia is expected to attenuate rapidly to safe levels and because the mixing zones are small relative to the sizes of the receiving waters. The mixing zones cover only 1.7 percent of San Lorenzo Creek and 2.1 percent of Alamo Canal.

- (b) Prevent acute toxicity to aquatic life passing through the mixing zones.** Acutely toxic conditions will not exist inside the mixing zones because, during wet weather, the estimated travel times for organisms that drift or swim through the mixing zones will be approximately one minute in San Lorenzo Creek and less than one minute in Alamo Canal. Most acute water quality criteria are expressed as one-hour averages, and the limited exposures in the mixing zones will be much shorter. Furthermore, the Discharger's effluent is subject to whole effluent toxicity requirements in accordance with the EBDA common outfall NPDES permit (NPDES Permit No. CA0037869).
- (c) Allow the passage of aquatic life.** The mixing zones will not interfere with the movement of aquatic species or restrict the passage of aquatic life because, during storms, potential exposure times for aquatic species drifting or swimming downstream through the mixing zones are one minute or less. Moreover, discharges will be of short duration and thus have little effect on passage of aquatic life heading upstream.
- (d) Protect biologically sensitive or critical habitats, including, but not limited to, habitats of species under federal or State endangered species laws.** The mixing zones will not adversely affect biologically sensitive or critical habitats because of the short and infrequent nature of the discharges (at most, approximately once every 1.5 years in San Lorenzo Creek and approximately once every 10 years in Alamo Canal). The estuarine portion of San Lorenzo Creek and adjacent areas provides habitat to the endangered Ridgway's rail. The area surrounding the wet weather outfall consists primarily of intertidal mudflats and low vegetated riverine banks. Upstream, the creek provides habitat for juvenile and adult steelhead trout. The area surrounding the wet weather outfall to Alamo Canal consists primarily of steep vegetated riverine banks with introduced grasses and no riparian cover. Potential habitat exists for special status wildlife species, including Ricksecker's water scavenger beetle, the curved-foot hygrotus diving beetle, and the western pond turtle.
- (e) Prevent undesirable or nuisance aquatic life.** The mixing zones will not produce undesirable or nuisance aquatic life because discharges during peak wet weather events cannot support or sustain algal growth or other nuisance aquatic life. Additionally, this Order imposes receiving water limitations that prohibit bottom deposits or aquatic growths to the extent that such deposits or growths cause nuisance or adversely affect beneficial uses.
- (f) Prevent floating debris, oil, or scum.** The mixing zones will not result in floating debris, oil, or scum because ammonia is not an oil, does not float, and does not cause scum. The Dublin San Ramon Services District and City of Livermore wastewater treatment plants remove debris, oil, and scum. In addition, this Order imposes receiving water limitations that prohibit floating debris, oil, or scum at any place and at any time.
- (g) Prevent objectionable color, odor, taste, or turbidity.** The mixing zones will not produce objectionable color, odor, taste, or turbidity because all effluent discharged through the wet weather outfall receives secondary treatment and is

disinfected prior to discharge. Secondary treatment generally addresses objectionable color, odor, taste, and turbidity through the biological degradation of organic compounds and clarification. In addition, this Order prohibits alteration of color or turbidity in receiving waters beyond natural background levels. The Discharger has not observed objectionable color, odor, or turbidity resulting from its discharge.

- (h) Prevent objectionable bottom deposits.** The mixing zones will not cause objectionable bottom deposits because ammonia does not readily bind to sediment or persist in the environment. The effluent receives secondary treatment at the Dublin San Ramon Services District and City of Livermore wastewater treatment plants. The treatment biologically degrades and removes suspended particles that could contribute to receiving water bottom deposits. In addition, this Order prohibits bottom deposits or aquatic growths to the extent that such deposits or growths cause nuisance or adversely affect beneficial uses.
- (i) Not cause nuisance.** The mixing zones will not cause a nuisance because the effluent receives secondary treatment and is disinfected prior to discharge. Moreover, this Order prohibits discharges from causing nuisance as defined in Water Code section 13050(m).
- (j) Not dominate the receiving water bodies or overlap a mixing zone from a different outfall.** The mixing zones will not dominate the receiving waters or overlap any other mixing zones because they represent relatively small portions of San Lorenzo Creek (1.7 percent of the surface area) and Alamo Canal (2.1 percent of the surface area). In San Lorenzo Creek, the mixing zone does not extend beyond the Alameda County Flood Control and Water Conservation District pump station and outfall located 50 feet downstream from Discharge Point No. 002. In Alamo Canal, the mixing zone does not extend beyond the stormwater outfall located 200 feet downstream from Discharge Point No. 003. Moreover, the Regional Water Board has not established any other mixing zones near these mixing zones.
- (k) Not be located at or near any drinking water intake.** The mixing zones are not located at or near any drinking water intake.

SIP section 1.4.2.2.B calls for mixing zones that protect beneficial uses. The ammonia mixing zones described above will protect beneficial uses because ammonia is not carcinogenic, mutagenic, teratogenic, persistent, or bioaccumulative. Additionally, discharges to San Lorenzo Creek and Alamo Canal will be rare and occur only during peak wet weather events, when significantly increased wet weather flows at the mixing zones will provide flushing and dilution.

- iv. Analysis.** One effluent sample for total ammonia, pH, and temperature was collected on November 20, 2015. The result was 0.42 mg/L when expressed as un-ionized ammonia. To calculate the projected receiving water concentration, the confidence interval was set at 95 percent. The percentile represented by the MEC (P_n) was calculated to be 0.05, indicating that the MEC represents the 5th percentile of all observed ammonia effluent data. With the upper bound set at the 99th percentile, the

R value was determined to be 9 (C_{pn} was 0.34 and $C_{upper\ bound}$ was 3.1). To ensure a conservative analysis, the lower of the two dilution ratios (11:1) was chosen.

$$RWC = MEC \times R / \text{dilution ratio}$$
$$RWC = 0.42 \text{ mg/L} \times 9 / 11 = 0.34 \text{ mg/L}$$

Therefore, the projected receiving water concentration at the edge of the mixing zones is at most 0.34 mg/L, which is less than the un-ionized ammonia objective of 0.4 mg/L. Therefore, there is no reasonable potential for ammonia.

- e. Whole Effluent Toxicity.** Because wet weather discharges are rare (occurring at most approximately once every 1.5 years), the Discharger does not conduct acute or chronic toxicity bioassays, and toxicity effluent limitations are unwarranted due to the short-term and infrequent nature of the discharge. Moreover, in accordance with NPDES Permit No. CA0037869, whole effluent toxicity is indirectly limited as part of the Discharger's discharge to the EBDA common outfall. The summary presented in Table F-2 shows that the EBDA discharge consistently shows no acute toxicity.

f. Total Dissolved Solids (TDS) and Chlorides

- i. Water Quality Objectives.** Basin Plan Table 3-7 contains TDS and chloride objectives for Alameda Creek and its tributaries, including Alamo Canal. The 90-day arithmetic mean and 90-day 90th percentile objectives are not meaningful for intermittent wet weather discharges. The daily maximum objectives of 500 mg/l for TDS and 250 mg/l for chlorides are relevant to intermittent wet weather discharges.
- ii. Analysis.** No effluent or receiving water data for TDS and chlorides are available to determine reasonable potential. (This Order requires monitoring for these pollutants.) However, discharge to Alamo Canal occurs intermittently and only during peak wet weather events when groundwater is already saturated and Alamo Canal flows are high. With the increased dilution of the discharge and the increased flows of Alamo Canal during already wet conditions, wet weather discharges are unlikely to affect groundwater TDS and chloride concentrations. Therefore, there is no reasonable potential for TDS and chlorides.

g. Temperature

- i. Water Quality Objective.** San Lorenzo Creek and Alamo Canal support cold and warm freshwater habitats. Basin Plan section 3.3.17 requires that temperatures for any cold or warm freshwater habitat not be increased by more than 2.8°C above natural receiving water temperatures.
- ii. Analysis.** No receiving water data for temperature is available to determine reasonable potential. However, discharges to San Lorenzo Creek and Alamo Canal occur intermittently and only during peak wet weather events when flows in the receiving waters are elevated. With increased dilution and flushing of the discharge within the receiving waters, wet weather discharges are unlikely to affect the ambient temperatures of San Lorenzo Creek and Alamo Canal, particularly on any long-term basis. Therefore, there is no reasonable potential for temperature.

4. Effluent Limitations

WQBELs were developed for lead because it was determined to have reasonable potential to cause or contribute to exceedances of water quality objectives. The WQBEL calculations are based on SIP section 1.4. This Order does not establish a mixing zone for this pollutant. The average monthly effluent limitation (AMEL) and maximum daily effluent limitation (MDEL) were calculated as shown in the table below:

Table F-6. WQBEL Calculations

PRIORITY POLLUTANTS	Lead
Units	ug/L
Basis and Criteria type	CTR Freshwater Criteria
Criteria -Acute	172.5
Criteria -Chronic	6.5
SSO Criteria -Acute	-----
SSO Criteria -Chronic	-----
Water Effects ratio (WER)	1
Lowest WQO	6.5
Site Specific Translator - MDEL	-----
Site Specific Translator - AMEL	-----
Dilution Factor (D) (if applicable)	0
No. of samples per month	4
Aquatic life criteria analysis required? (Y/N)	Y
HH criteria analysis required? (Y/N)	N
Applicable Acute WQO	172.5
Applicable Chronic WQO	6.7
HH criteria	-----
Background (Maximum Conc for Aquatic Life calc)	9.7
Background (Average Conc for Human Health calc)	-----
Is the pollutant on the 303d list and/or bioaccumulative (Y/N)?	N
ECA acute	172.5
ECA chronic	6.7
ECA HH	-----
No. of data points <10 or at least 80% of data reported non detect? (Y/N)	Y
Avg of effluent data points	0.15
Std Dev of effluent data points	0.04
CV calculated	N/A
CV (Selected) - Final	0.6
ECA acute mult99	0.32

PRIORITY POLLUTANTS	Lead
Units	ug/L
ECA chronic mult99	0.53
LTA acute	55.4
LTA chronic	3.5
minimum of LTAs	3.5
AMEL mult95	1.6
MDEL mult99	3.1
AMEL (aq life)	5.5
MDEL(aq life)	11
MDEL/AMEL Multiplier	2.0
AMEL (human hlth)	-----
MDEL (human hlth)	-----
minimum of AMEL for Aq. life vs HH	5.5
minimum of MDEL for Aq. Life vs HH	11
Previous order limit (average monthly)	-----
Previous order limit (maximum daily)	-----
Final limit - AMEL	5.5
Final limit - MDEL	11

D. Discharge Requirement Considerations

- 1. Anti-backsliding.** This Order complies with the anti-backsliding provisions of CWA sections 402(o) and 303(d)(4), and 40 C.F.R. section 122.44(l), which generally require effluent limitations and requirements in a reissued permit to be as stringent as those in the previous order. The requirements of this Order are at least as stringent as those in the previous order.

This Order does not retain maximum daily effluent limits for CBOD₅ (50 mg/L) and TSS (60 mg/L) from the previous order for consistency with the Secondary Treatment Standards and Basin Plan Table 4-2. The discharges are expected to comply with the average weekly effluent limitations for CBOD₅ (40 mg/L) and TSS (45 mg/L) from the previous order. Since most discharges would last less than 24 hours, these limits are effectively more stringent than those in the previous order.

This Order also does not retain the whole effluent acute toxicity effluent limits from the previous order because there is no reasonable potential for acute toxicity to exceed the toxicity water quality objective based on the infrequent nature of the discharge. Similarly, this Order does not retain the bis(2-ethylhexyl)phthalate effluent limits from the previous order because there is no reasonable potential for bis(2-ethylhexyl)phthalate to exceed water quality objectives. This is consistent with State Water Board Order No. WQ 2001-16.

- 2. Antidegradation.** This Order complies with the antidegradation provisions of 40 C.F.R. section 131.12 and State Water Board Resolution No. 68-16. It continues the status quo with respect to the level of discharge authorized in the previous order, which was adopted in

accordance with the antidegradation policies and thus is the baseline by which to measure whether this Order will allow degradation to occur. This Order does not allow for a reduced level of treatment.

The removal of the whole effluent acute toxicity requirements will not result in a decrease in effluent quality because the treatment the effluent receives will not change. NPDES Permit No. CA0037869 (for the EBDA common outfall) requires chronic and acute whole effluent toxicity bioassays that indirectly evaluate the toxicity of the Facility's effluent.

The allowance of discharge flap gate exercises at the San Lorenzo Creek outfall will not degrade water quality because these discharges will be brief and relatively small (at most 140,000 gallons) compared to wet weather creek flows. They are also limited to twice per year. In fact, the discharge flap gate exercises will serve to protect San Lorenzo Creek water quality by ensuring proper operation and maintenance of the dechlorination equipment and discharge line.

- 3. Stringency of Requirements for Individual Pollutants.** This Order contains both technology-based and WQBELs for individual pollutants. This Order's technology-based requirements implement minimum, applicable federal technology-based requirements. In addition, this Order contains more stringent effluent limitations as necessary to meet water quality standards. Collectively, this Order's restrictions on individual pollutants are no more stringent than required to implement CWA requirements.

This Order's WQBELs have been derived to implement water quality objectives that protect beneficial uses. The beneficial uses and water quality objectives have been approved pursuant to federal law and are the applicable federal water quality standards. To the extent that WQBELs were derived from the CTR, the CTR is the applicable standard pursuant to 40 C.F.R. section 131.38. The procedures for calculating these WQBELs are based on the CTR, as implemented in accordance with the SIP, which U.S. EPA approved on May 18, 2000. U.S. EPA approved most Basin Plan beneficial uses and water quality objectives prior to May 30, 2000. Beneficial uses and water quality objectives submitted to U.S. EPA prior to May 30, 2000, but not approved by U.S. EPA before that date, are nonetheless "applicable water quality standards for purposes of the CWA" pursuant to 40 C.F.R. section 131.21(c)(1). U.S. EPA approved the remaining beneficial uses and water quality objectives so they are applicable water quality standards pursuant to 40 C.F.R. section 131.21(c)(2).

V. RATIONALE FOR RECEIVING WATER LIMITATIONS

The receiving water limitations in sections V.A and V.B of the Order are based on Basin Plan narrative and numeric water quality objectives. The receiving water limitation in section V.C of the Order requires compliance with federal and State water quality standards in accordance with the CWA and regulations adopted thereunder.

VI. RATIONALE FOR PROVISIONS

A. Standard Provisions

Attachment D contains standard provisions that apply to all NPDES permits in accordance with 40 C.F.R. section 122.41 and additional conditions applicable to specific categories of permits in

accordance with 40 C.F.R. section 122.42. The Discharger must comply with these provisions. The conditions set forth in 40 C.F.R. sections 122.41(a)(1) and (b) through (n) apply to all state-issued NPDES permits and must be incorporated into the permits either expressly or by reference.

In accordance with 40 C.F.R. section 123.25(a)(12), states may omit or modify conditions to impose more stringent requirements. Attachment G contains standard provisions that supplement the federal standard provisions in Attachment D. This Order omits federal conditions that address enforcement authority specified in 40 C.F.R. sections 122.41(j)(5) and (k)(2) because the State's enforcement authority under the Water Code is more stringent. In lieu of these conditions, this Order incorporates Water Code section 13387(e) by reference.

B. Monitoring and Reporting

CWA section 308 and 40 C.F.R. sections 122.41(h), 122.41(j)-(l), 122.44(i), and 122.48 require that NPDES permits specify monitoring and reporting requirements. Water Code sections 13267 and 13383 also authorize the Regional Water Board to establish monitoring, inspection, entry, reporting, and recordkeeping requirements. The Monitoring and Reporting Program (Attachment E) establishes monitoring, reporting, and recordkeeping requirements that implement federal and State requirements. For more background regarding these requirements, see Fact Sheet section VII.

C. Special Provisions

In addition to the special provisions listed below, the Discharger is subject to special provisions that require best management practices and a pollution minimization program, a pretreatment program, sludge and biosolids management, and sewer system management as specified in NPDES Permit No. CA0037869 for the EBDA common outfall.

1. Reopener Provisions

These provisions are based on 40 C.F.R. sections 122.62 and 122.63 and allow modification of this Order and its effluent limitations as necessary in response to updated water quality objectives, regulations, or other new and relevant information that may become available in the future, and other circumstances as allowed by law.

2. Effluent Characterization Study and Report

This Order does not include effluent limitations for pollutants that do not demonstrate reasonable potential, but this provision requires the Discharger to continue monitoring for priority pollutants as described in the MRP and Attachment G. Monitoring data are necessary to verify that the “no” and “unknown” reasonable potential analysis conclusions of this Order remain valid. This requirement is authorized pursuant to Water Code sections 13267 and 13383 and is necessary to inform the next permit reissuance and to ensure that the Discharger takes timely steps in response to any unanticipated change in effluent quality during the term of this Order.

3. Receiving Water Characterization Study and Report

This provision requires the Discharger to continue monitoring for priority pollutants as described in the MRP and Attachment G and begin monitoring for TDS and chlorides. Monitoring data are necessary to verify that the “no” and “unknown” reasonable potential analysis conclusions of this Order remain valid. This requirement is authorized pursuant to Water Code sections 13267 and 13383 and is necessary to inform the next permit reissuance.

4. Pollutant Minimization Program

This provision is based on SIP section 2.4.5.

D. Other Special Provisions

- a. **Wet Weather Discharges Notification and Annual Technical Report.** This provision is necessary for the Regional Water Board to know when authorized discharges occur and to evaluate compliance with the discharge prohibitions in section III of this Order and the monitoring requirements in Attachment E sections III and IV.
- b. **Wet Weather Facilities Management Plan.** This provision is necessary to ensure that the Discharger evaluates and manages its Facility to minimize future discharges. Many requirements of this Order are based on the continued infrequency of discharges to San Lorenzo Creek and Alamo Canal.

VII. RATIONALE FOR MONITORING AND REPORTING PROGRAM

Attachment E contains the MRP for this Order, which specifies sampling stations, pollutants to be monitored (including all parameters for which effluent limitations are specified), monitoring frequencies, and reporting requirements. The following provides the rationale for the MRP requirements:

A. MRP Requirements Rationale

1. **Effluent Monitoring.** Effluent monitoring at Monitoring Location M-001 is necessary to conduct future reasonable potential analyses. Effluent monitoring at Monitoring Locations EFF-002 and EFF-003 is necessary to evaluate compliance with this Order’s effluent limitations and Discharge Prohibitions III.B (discharges to San Lorenzo Creek during peak wet weather), III.C (discharges to Alamo Canal during peak wet weather), and III.E (discharges during flap gate exercises). It is also necessary to conduct future reasonable potential analyses.

The allowance for determining false positives for chlorine residual when using continuous devices is based on the fact that continuous instruments occasionally have anomalous spikes, and it is chemically improbable to have free chlorine present in the presence of the dechlorinating agent. The allowance for using only on-the-hour measurements for mandatory minimum penalty assessment purposes under Water Code section 13385.1 is based on a 2004 strategy developed between the Regional Water Board and the Bay Area Clean Water Agencies.

- 2. Receiving Water Monitoring.** Receiving water monitoring at Monitoring Locations RSW-002D and RSW-003D is necessary to calculate water quality objectives and to conduct future reasonable potential analyses for certain non-priority pollutants, including ammonia. Hardness monitoring is necessary to calculate applicable water quality objectives. Temperature, salinity, and pH monitoring is necessary to estimate un-ionized ammonia concentrations from total ammonia measurements.

B. Monitoring Requirements Summary. The table below summarizes routine monitoring requirements. This table is for informational purposes only. The actual requirements are specified in the MRP and elsewhere in this Order.

Table F-7. Monitoring Requirements Summary

Parameter	Effluent M-001	Effluent M-002	Effluent M-003	Receiving Water RSW-002U	Receiving Water RSW-002D	Receiving Water RSW-003U	Receiving Water RSW-003D
Carbonaceous Biochemical Oxygen Demand (CBOD ₅)	---	1/Discharge ^[1]	1/Discharge	---	---	---	---
Total Suspended Solids (TSS)	---	1/Discharge ^[1]	1/Discharge	---	---	---	---
Oil and Grease	---	1/Discharge ^[1]	1/Discharge	----	----	---	----
pH	Once ^[2]	1/Discharge ^[1]	1/Discharge	---	Twice	---	Twice
Lead, Total	Once ^[2]	1/Discharge ^[1]	1/Discharge	Once ^[2]	---	Once ^[2]	---
Fecal Coliform	---	1/Discharge	1/Discharge	---	---	---	---
Total Residual Chlorine	---	Once every two hours during discharge	Once every two hours during discharge	---	---	---	---
Ammonia, Total	Once ^[2]	---	---	---	Twice	---	Twice
Temperature	Once ^[2]	---	---	---	Twice	---	Twice
Standard Observations	---	---	---	---	1/Discharge	---	1/Discharge
Salinity	---	---	---	---	Twice	---	Twice
Hardness	---	---	---	---	Twice	---	Twice
Dissolved Oxygen	---	---	---	---	Twice	---	Twice
Total Dissolved Solids (TDS)	---	Once	---	Once ^[2]	Once	Once ^[2]	Once
Chlorides	---	Once	---	Once ^[2]	Once	Once ^[2]	Once
Discharge Duration	---	1/Discharge	1/Discharge	---	---	---	---
Discharge Volume	---	1/Discharge	1/Discharge	---	---	---	---
Other pollutants	Once ^[2]	---	---	Once ^[2]	---	Once ^[2]	---

Abbreviation:

1/Discharge = once per discharge event

Footnotes:

^[1] Monitoring is not required during discharge flap gate exercises.

^[2] Provisions VI.C.2 and VI.C.3 of the Order require this monitoring.

VIII. PUBLIC PARTICIPATION

The Regional Water Board considered the issuance of WDRs that will serve as an NPDES permit for the Facility. As a step in the WDR adoption process, Regional Water Board staff developed tentative WDRs and encouraged public participation in the WDR adoption process.

A. Notification of Interested Parties. The Regional Water Board notified the Discharger and interested agencies and persons of its intent to prescribe WDRs for the discharge and provided an opportunity to submit written comments and recommendations. Notification was provided through *The Valley Times*. The public had access to the agenda and any changes in dates and locations through the Regional Water Board's website at <http://www.waterboards.ca.gov/sanfranciscobay>.

B. Written Comments. Interested persons were invited to submit written comments concerning the tentative WDRs as explained through the notification process. Comments were to be submitted either in person or by mail to the Executive Officer at the Regional Water Board at 1515 Clay Street, Suite 1400, Oakland, California 94612, Attention: James Parrish.

For full staff response and Regional Water Board consideration, the written comments were due at the Regional Water Board office by 5:00 p.m. on March 18, 2016.

C. Public Hearing. The Regional Water Board held a public hearing on the tentative WDRs during its regular meeting at the following date and time, and at the following location:

Date: **April 13, 2016**
Time: 9:00 a.m.
Location: Elihu Harris State Office Building
1515 Clay Street, 1st Floor Auditorium
Oakland, CA 94612
Contact: James Parrish, (510) 622- 2381, James.Parrish@waterboards.ca.gov.

Interested persons were invited to attend. At the public hearing, the Regional Water Board heard testimony pertinent to the discharge, WDRs, and permit. For accuracy of the record, important testimony was requested to be in writing.

Dates and venues change. The Regional Water Board web address is <http://www.waterboards.ca.gov/sanfranciscobay>, where one could access the current agenda for changes in dates and locations.

D. Reconsideration of Waste Discharge Requirements. Any aggrieved person may petition the State Water Board to review the Regional Water Board decision regarding the final WDRs. The State Water Board must receive the petition at the following address within 30 calendar days of the Regional Water Board action:

State Water Resources Control Board
Office of Chief Counsel
P.O. Box 100, 1001 I Street
Sacramento, CA 95812-0100

For instructions on how to file a petition for review, see
http://www.waterboards.ca.gov/public_notices/petitions/water_quality/wqpetition_instr.shtml.

- E. Information and Copying.** The Report of Waste Discharge, related supporting documents, and comments received are on file and may be inspected at the address above at any time between 9:00 a.m. and 5:00 p.m., Monday through Friday. Copying of documents may be arranged by calling (510) 622-2300.
- F. Register of Interested Persons.** Any person interested in being placed on the mailing list for information regarding the WDRs and NPDES permit should contact the Regional Water Board, reference the Facility, and provide a name, address, and phone number.
- G. Additional Information.** Requests for additional information or questions regarding this Order should be directed to James Parrish, at (510) 622- 2381 or James.Parrish@waterboards.ca.gov.

**CALIFORNIA REGIONAL WATER QUALITY CONTROL BOARD
SAN FRANCISCO BAY REGION**

**ATTACHMENT G
REGIONAL STANDARD PROVISIONS, AND MONITORING
AND REPORTING REQUIREMENTS
(SUPPLEMENT TO ATTACHMENT D)**

For

NPDES WASTEWATER DISCHARGE PERMITS

March 2010

Contents

I. STANDARD PROVISIONS - PERMIT COMPLIANCE.....	G-1
A. Duty to Comply	G-1
B. Need to Halt or Reduce Activity Not a Defense	G-1
C. Duty to Mitigate	G-1
1. Contingency Plan	G-1
2. Spill Prevention Plan.....	G-2
D. Proper Operation & Maintenance.....	G-2
1. Operation and Maintenance (O&M) Manual.....	G-2
2. Wastewater Facilities Status Report	G-2
3. Proper Supervision and Operation of Publicly Owned Treatment Works (POTWs)	G-3
E. Property Rights.....	G-3
F. Inspection and Entry.....	G-3
G. Bypass	G-3
H. Upset.....	G-3
I. Other	G-3
J. Storm water	G-3
1. Storm water Pollution Prevention Plan (SWPP Plan).....	G-3
2. Source Identification.....	G-4
3. Storm water Management Controls	G-5
4. Annual Verification of SWPP Plan.....	G-6
K. Biosolids Management	G-6
II. STANDARD PROVISIONS – PERMIT ACTION.....	G-7
III. STANDARD PROVISIONS – MONITORING	G-7
A. Sampling and Analyses	G-7
1. Use of Certified Laboratories.....	G-7
2. Use of Appropriate Minimum Levels	G-7
3. Frequency of Monitoring	G-7
B. Biosolids Monitoring.....	G-10
1. Biosolids Monitoring Frequency	G-10
2. Biosolids Pollutants to Monitor	G-10
C. Standard Observations.....	G-10
1. Receiving Water Observations	G-10
2. Wastewater Effluent Observations	G-11
3. Beach and Shoreline Observations	G-11
4. Land Retention or Disposal Area Observations.....	G-11
5. Periphery of Waste Treatment and/or Disposal Facilities Observations	G-12
IV. STANDARD PROVISIONS – RECORDS	G-12
A. Records to be Maintained.....	G-12
B. Records of monitoring information	G-12
1. Analytical Information.....	G-12
2. Flow Monitoring Data.....	G-12
3. Wastewater Treatment Process Solids	G-13
4. Disinfection Process.....	G-13
5. Treatment Process Bypasses	G-13
6. Treatment Facility Overflows	G-14
C. Claims of Confidentiality	G-14
V. STANDARD PROVISIONS – REPORTING	G-14
A. Duty to Provide Information	G-14

B. Signatory and Certification RequirementsG-14
C. Monitoring ReportsG-14
 1. Self Monitoring ReportsG-14
D. Compliance SchedulesG-18
E. Twenty-Four Hour ReportingG-18
 1. Spill of Oil or Other Hazardous Material ReportsG-18
 2. Unauthorized Discharges from Municipal Wastewater Treatment PlantsG-19
F. Planned ChangesG-22
G. Anticipated NoncomplianceG-22
H. Other Noncompliance.....G-22
I. Other Information.....G-22
VI. STANDARD PROVISION – ENFORCEMENT G-22
VII. ADDITIONAL PROVISIONS – NOTIFICATION LEVELS G-22
VIII. DEFINITIONS G-22

**CALIFORNIA REGIONAL WATER QUALITY CONTROL BOARD
SAN FRANCISCO BAY REGION**

**REGIONAL STANDARD PROVISIONS, AND MONITORING AND
REPORTING REQUIREMENTS
(SUPPLEMENT TO ATTACHMENT D)**

FOR

NPDES WASTEWATER DISCHARGE PERMITS

APPLICABILITY

This document applies to dischargers covered by a National Pollutant Discharge Elimination System (NPDES) permit. This document does not apply to Municipal Separate Storm Sewer System (MS4) NPDES permits.

The purpose of this document is to supplement the requirements of Attachment D, Standard Provisions. The requirements in this supplemental document are designed to ensure permit compliance through preventative planning, monitoring, recordkeeping, and reporting. In addition, this document requires proper characterization of issues as they arise, and timely and full responses to problems encountered. To provide clarity on which sections of Attachment D this document supplements, this document is arranged in the same format as Attachment D.

I. STANDARD PROVISIONS - PERMIT COMPLIANCE

A. Duty to Comply – Not Supplemented

B. Need to Halt or Reduce Activity Not a Defense – Not Supplemented

C. Duty to Mitigate – This supplements I.C. of Standard Provisions (Attachment D)

- 1. Contingency Plan** - The Discharger shall maintain a Contingency Plan as originally required by Regional Water Board Resolution 74-10 and as prudent in accordance with current municipal facility emergency planning. The Contingency Plan shall describe procedures to ensure that existing facilities remain in, or are rapidly returned to, operation in the event of a process failure or emergency incident, such as employee strike, strike by suppliers of chemicals or maintenance services, power outage, vandalism, earthquake, or fire. The Discharger may combine the Contingency Plan and Spill Prevention Plan into one document. Discharge in violation of the permit where the Discharger has failed to develop and implement a Contingency Plan as described below will be the basis for considering the discharge a willful and negligent violation of the permit pursuant to California Water Code Section 13387. The Contingency Plan shall, at a minimum, contain the provisions of a. through g. below.
 - a. Provision of personnel for continued operation and maintenance of sewerage facilities during employee strikes or strikes against contractors providing services.

- b. Maintenance of adequate chemicals or other supplies and spare parts necessary for continued operations of sewerage facilities.
 - c. Provisions of emergency standby power.
 - d. Protection against vandalism.
 - e. Expeditious action to repair failures of, or damage to, equipment and sewer lines.
 - f. Report of spills and discharges of untreated or inadequately treated wastes, including measures taken to clean up the effects of such discharges.
 - g. Programs for maintenance, replacement, and surveillance of physical condition of equipment, facilities, and sewer lines.
2. **Spill Prevention Plan** - The Discharger shall maintain a Spill Prevention Plan to prevent accidental discharges and minimize the effects of such events. The Spill Prevention Plan shall:
- a. Identify the possible sources of accidental discharge, untreated or partially treated waste bypass, and polluted drainage;
 - b. Evaluate the effectiveness of present facilities and procedures, and state when they became operational; and
 - c. Predict the effectiveness of the proposed facilities and procedures, and provide an implementation schedule containing interim and final dates when they will be constructed, implemented, or operational.

This Regional Water Board, after review of the Contingency and Spill Prevention Plans or their updated revisions, may establish conditions it deems necessary to control accidental discharges and to minimize the effects of such events. Such conditions may be incorporated as part of the permit upon notice to the Discharger.

D. Proper Operation & Maintenance – This supplements I.D of Standard Provisions (Attachment D)

1. **Operation and Maintenance (O&M) Manual** - The Discharger shall maintain an O&M Manual to provide the plant and regulatory personnel with a source of information describing all equipment, recommended operational strategies, process control monitoring, and maintenance activities. To remain a useful and relevant document, the O&M Manual shall be kept updated to reflect significant changes in treatment facility equipment and operational practices. The O&M Manual shall be maintained in usable condition and be available for reference and use by all relevant personnel and Regional Water Board staff.
2. **Wastewater Facilities Status Report** - The Discharger shall regularly review, revise, or update, as necessary, its Wastewater Facilities Status Report. This report shall document how the Discharger operates and maintains its wastewater collection, treatment, and disposal facilities to ensure that all facilities are adequately staffed, supervised, financed, operated, maintained, repaired, and upgraded as necessary to provide adequate and reliable transport, treatment, and disposal of all wastewater from both existing and planned future wastewater sources under the Discharger's service responsibilities.

3. Proper Supervision and Operation of Publicly Owned Treatment Works (POTWs) - POTWs shall be supervised and operated by persons possessing certificates of appropriate grade pursuant to Division 4, Chapter 14, Title 23 of the California Code of Regulations.

E. Property Rights – Not Supplemented

F. Inspection and Entry – Not Supplemented

G. Bypass – Not Supplemented

H. Upset – Not Supplemented

I. Other – This section is an addition to Standard Provisions (Attachment D)

1. Neither the treatment nor the discharge of pollutants shall create pollution, contamination, or nuisance as defined by California Water Code Section 13050.
2. Collection, treatment, storage, and disposal systems shall be operated in a manner that precludes public contact with wastewater, except in cases where excluding the public is infeasible, such as private property. If public contact with wastewater could reasonably occur on public property, warning signs shall be posted.
3. If the Discharger submits a timely and complete Report of Waste Discharge for permit reissuance, this permit continues in force and effect until a new permit is issued or the Regional Water Board rescinds the permit.

J. Storm Water – This section is an addition to Standard Provisions (Attachment D)

These provisions apply to facilities that do not direct all storm water flows from the facility to the wastewater treatment plant headworks.

1. Storm Water Pollution Prevention Plan (SWPP Plan)

The SWPP Plan shall be designed in accordance with good engineering practices and shall address the following objectives:

- a. To identify pollutant sources that may affect the quality of storm water discharges; and
- b. To identify, assign, and implement control measures and management practices to reduce pollutants in storm water discharges.

The SWPP Plan may be combined with the existing Spill Prevention Plan as required in accordance with Section C.2. The SWPP Plan shall be retained on-site and made available upon request of a representative of the Regional Water Board.

2. Source Identification

The SWPP Plan shall provide a description of potential sources that may be expected to add significant quantities of pollutants to storm water discharges, or may result in non-storm water discharges from the facility. The SWPP Plan shall include, at a minimum, the following items:

- a. A topographical map (or other acceptable map if a topographical map is unavailable), extending one-quarter mile beyond the property boundaries of the facility, showing the wastewater treatment facility process areas, surface water bodies (including springs and wells), and discharge point(s) where the facility's storm water discharges to a municipal storm drain system or other points of discharge to waters of the State. The requirements of this paragraph may be included in the site map required under the following paragraph if appropriate.
- b. A site map showing the following:
 - 1) Storm water conveyance, drainage, and discharge structures;
 - 2) An outline of the storm water drainage areas for each storm water discharge point;
 - 3) Paved areas and buildings;
 - 4) Areas of actual or potential pollutant contact with storm water or release to storm water, including but not limited to outdoor storage and process areas; material loading, unloading, and access areas; and waste treatment, storage, and disposal areas;
 - 5) Location of existing storm water structural control measures (i.e., berms, coverings, etc.);
 - 6) Surface water locations, including springs and wetlands; and
 - 7) Vehicle service areas.
- c. A narrative description of the following:
 - 1) Wastewater treatment process activity areas;
 - 2) Materials, equipment, and vehicle management practices employed to minimize contact of significant materials of concern with storm water discharges;
 - 3) Material storage, loading, unloading, and access areas;
 - 4) Existing structural and non-structural control measures (if any) to reduce pollutants in storm water discharges; and
 - 5) Methods of on-site storage and disposal of significant materials.
- d. A list of pollutants that have a reasonable potential to be present in storm water discharges in significant quantities.

3. Storm Water Management Controls

The SWPP Plan shall describe the storm water management controls appropriate for the facility and a time schedule for fully implementing such controls. The appropriateness and priorities of controls in the SWPP Plan shall reflect identified potential sources of pollutants. The description of storm water management controls to be implemented shall include, as appropriate:

a. Storm water pollution prevention personnel

Identify specific individuals (and job titles) that are responsible for developing, implementing, and reviewing the SWPP Plan.

b. Good housekeeping

Good housekeeping requires the maintenance of clean, orderly facility areas that discharge storm water. Material handling areas shall be inspected and cleaned to reduce the potential for pollutants to enter the storm drain conveyance system.

c. Spill prevention and response

Identify areas where significant materials can spill into or otherwise enter storm water conveyance systems and their accompanying drainage points. Specific material handling procedures, storage requirements, and cleanup equipment and procedures shall be identified, as appropriate. The necessary equipment to implement a cleanup shall be available, and personnel shall be trained in proper response, containment, and cleanup of spills. Internal reporting procedures for spills of significant materials shall be established.

d. Source control

Source controls include, for example, elimination or reduction of the use of toxic pollutants, covering of pollutant source areas, sweeping of paved areas, containment of potential pollutants, labeling of all storm drain inlets with “No Dumping” signs, isolation or separation of industrial and non-industrial pollutant sources so that runoff from these areas does not mix, etc.

e. Storm water management practices

Storm water management practices are practices other than those that control the sources of pollutants. Such practices include treatment or conveyance structures, such as drop inlets, channels, retention and detention basins, treatment vaults, infiltration galleries, filters, oil/water separators, etc. Based on assessment of the potential of various sources to contribute pollutants to storm water discharges in significant quantities, additional storm water management practices to remove pollutants from storm water discharges shall be implemented and design criteria shall be described.

f. Sediment and erosion control

Measures to minimize erosion around the storm water drainage and discharge points, such as riprap, revegetation, slope stabilization, etc., shall be described.

g. Employee training

Employee training programs shall inform all personnel responsible for implementing the SWPP Plan. Training shall address spill response, good housekeeping, and material management practices. New employee and refresher training schedules shall be identified.

h. Inspections

All inspections shall be done by trained personnel. Material handling areas shall be inspected for evidence of, or the potential for, pollutants entering storm water discharges. A tracking or follow up procedure shall be used to ensure appropriate response has been taken in response to an inspection. Inspections and maintenance activities shall be documented and recorded. Inspection records shall be retained for five years.

i. Records

A tracking and follow-up procedure shall be described to ensure that adequate response and corrective actions have been taken in response to inspections.

4. Annual Verification of SWPP Plan

An annual facility inspection shall be conducted to verify that all elements of the SWPP Plan are accurate and up-to-date. The results of this review shall be reported in the Annual Report to the Regional Water Board described in Section V.C.f.

K. Biosolids Management – This section is an addition to Standard Provisions (Attachment D)

Biosolids must meet the following requirements prior to land application. The Discharger must either demonstrate compliance or, if it sends the biosolids to another party for further treatment or distribution, must give the recipient the information necessary to ensure compliance.

1. Exceptional quality biosolids meet the pollutant concentration limitations in Table III of 40 C.F.R. Part 503.13, Class A pathogen limitations, and one of the vector attraction reduction requirements in 503.33(b)(1)-(b)(8). Such biosolids do not have to be tracked further for compliance with general requirements (503.12) and management practices (503.14).
2. Biosolids used for agricultural land, forest, or reclamation shall meet the pollutant limitations in Table I (ceiling concentrations) and Table II or Table III (cumulative loadings or pollutant concentration limitations) of 503.13. They shall also meet the general requirements (503.12) and management practices (503.14) (if not exceptional quality biosolids) for Class A or Class B pathogen levels with associated access restrictions (503.32) and one of the 10 vector attraction reduction requirements in 503.33(b)(1)-(b)(10).
3. Biosolids used for lawn or home gardens must meet exceptional quality biosolids limitations.
4. Biosolids sold or given away in a bag or other container must meet the pollutant limitations in either Table III or Table IV (pollutant concentration limitations or annual pollutant loading rate limitations) of 503.13. If Table IV is used, a label or information sheet must be attached to the biosolids packing that explains Table IV (see 503.14). The biosolids must also meet the Class A pathogen limitations and one of the vector attraction reduction requirements in 503.33(b)(1)-(b)(8).

II. STANDARD PROVISIONS – PERMIT ACTION – Not Supplemented

III. STANDARD PROVISIONS – MONITORING

A. Sampling and Analyses – This section is a supplement to III.A and III.B of Standard Provisions (Attachment D)

1. Use of Certified Laboratories

Water and waste analyses shall be performed by a laboratory certified for these analyses in accordance with California Water Code Section 13176.

2. Use of Appropriate Minimum Levels

Table C lists the suggested analytical methods for the 126 priority pollutants and other toxic pollutants that should be used, unless a particular method or minimum level (ML) is required in the MRP.

For priority pollutant monitoring, when there is more than one ML value for a given substance, the Discharger may select any one of the analytical methods cited in Table C for compliance determination, or any other method described in 40 C.F.R. part 136 or approved by U.S. EPA (such as the 1600 series) if authorized by the Regional Water Board. However, the ML must be below the effluent limitation and water quality objective. If no ML value is below the effluent limitation and water quality objective, then the method must achieve an ML no greater than the lowest ML value indicated in Table C. All monitoring instruments and equipment shall be properly calibrated and maintained to ensure accuracy of measurements.

3. Frequency of Monitoring

The minimum schedule of sampling analysis is specified in the MRP portion of the permit.

a. Timing of Sample Collection

- 1) The Discharger shall collect samples of influent on varying days selected at random and shall not include any plant recirculation or other sidestream wastes, unless otherwise stipulated by the MRP.
- 2) The Discharger shall collect samples of effluent on days coincident with influent sampling unless otherwise stipulated by the MRP or the Executive Officer. The Executive Officer may approve an alternative sampling plan if it is demonstrated to be representative of plant discharge flow and in compliance with all other permit requirements.
- 3) The Discharger shall collect grab samples of effluent during periods of day-time maximum peak effluent flows (or peak flows through secondary treatment units for facilities that recycle effluent flows).
- 4) Effluent sampling for conventional pollutants shall occur on at least one day of any multiple-day bioassay test the MRP requires. During the course of the test, on at least one day, the Discharger shall collect and retain samples of the discharge. In the event a bioassay test does

not comply with permit limitations, the Discharger shall analyze these retained samples for pollutants that could be toxic to aquatic life and for which it has effluent limitations.

- i. The Discharger shall perform bioassay tests on final effluent samples; when chlorine is used for disinfection, bioassay tests shall be performed on effluent after chlorination-dechlorination; and
- ii. The Discharger shall analyze for total ammonia nitrogen and calculate the amount of un-ionized ammonia whenever test results fail to meet the percent survival specified in the permit.

b. Conditions Triggering Accelerated Monitoring

- 1) If the results from two consecutive samples of a constituent monitored in a 30-day period exceed the monthly average limit for any parameter (or if the required sampling frequency is once per month and the monthly sample exceeds the monthly average limit), the Discharger shall, within 24 hours after the results are received, increase its sampling frequency to daily until the results from the additional sampling show that the parameter is in compliance with the monthly average limit.
- 2) If any maximum daily limit is exceeded, the Discharger shall increase its sampling frequency to daily within 24 hours after the results are received that indicate the exceedance of the maximum daily limit until two samples collected on consecutive days show compliance with the maximum daily limit.
- 3) If final or intermediate results of an acute bioassay test indicate a violation or threatened violation (e.g., the percentage of surviving test organisms of any single acute bioassay test is less than 70 percent), the Discharger shall initiate a new test as soon as practical, and the Discharger shall investigate the cause of the mortalities and report its findings in the next self monitoring report (SMR).
- 4) The Discharger shall calibrate chlorine residual analyzers against grab samples as frequently as necessary to maintain accurate control and reliable operation. If an effluent violation is detected, the Discharger shall collect grab samples at least every 30 minutes until compliance with the limit is achieved, unless the Discharger monitors chlorine residual continuously. In such cases, the Discharger shall continue to conduct continuous monitoring as required by its permit.
- 5) When a bypass occurs (except one subject to provision III.A.3.b.6 below), the Discharger shall monitor flows and collect samples on a daily basis for all constituents at affected discharge points that have effluent limitations for the duration of the bypass (including acute toxicity using static renewals), except chronic toxicity, unless otherwise stipulated by the MRP.
- 6) Unless otherwise stipulated by the MRP, when a bypass approved pursuant to Attachment D, Standard Provisions, Sections I.G.2 or I.G.4, occurs, the Discharger shall monitor flows and, using appropriate procedures as specified in the MRP, collect and retain samples for affected discharge points on a daily basis for the duration of the bypass. The Discharger shall analyze for total suspended solids (TSS) using 24-hour composites (or more frequent increments) and for bacteria indicators with effluent limitations using grab samples. If TSS exceeds 45 mg/L in any composite sample, the Discharger shall also analyze the retained samples for that discharge for all other constituents that have effluent limitations, except oil and grease,

mercury, dioxin-TEQ, and acute and chronic toxicity. Additionally, at least once each year, the Discharger shall analyze the retained samples for one approved bypass discharge event for all other constituents that have effluent limitations, except oil and grease, mercury, dioxin-TEQ, and acute and chronic toxicity. This monitoring shall be in addition to the minimum monitoring specified in the MRP.

c. Storm Water Monitoring

The requirements of this section only apply to facilities that are not covered by an NPDES permit for storm water discharges and where not all site storm drainage from process areas (i.e., areas of the treatment facility where chemicals or wastewater could come in contact with storm water) is directed to the headworks. For storm water not directed to the headworks during the wet season (October 1 to April 30), the Discharger shall:

- 1) Conduct visual observations of the storm water discharge locations during daylight hours at least once per month during a storm event that produces significant storm water discharge to observe the presence of floating and suspended materials, oil and grease, discoloration, turbidity, and odor, etc.
- 2) Measure (or estimate) the total volume of storm water discharge, collect grab samples of storm water discharge from at least two storm events that produce significant storm water discharge, and analyze the samples for oil and grease, pH, TSS, and specific conductance.

The grab samples shall be taken during the first 30 minutes of the discharge. If collection of the grab samples during the first 30 minutes is impracticable, grab samples may be taken during the first hour of the discharge, and the Discharger shall explain in the Annual Report why the grab sample(s) could not be taken in the first 30 minutes.

- 3) Testing for the presence of non-storm water discharges shall be conducted no less than twice during the dry season (May 1 to September 30) at all storm water discharge locations. Tests may include visual observations of flows, stains, sludges, odors, and other abnormal conditions; dye tests; TV line surveys; or analysis and validation of accurate piping schematics. Records shall be maintained describing the method used, date of testing, locations observed, and test results.
- 4) Samples shall be collected from all locations where storm water is discharged. Samples shall represent the quality and quantity of storm water discharged from the facility. If a facility discharges storm water at multiple locations, the Discharger may sample a reduced number of locations if it establishes and documents through the monitoring program that storm water discharges from different locations are substantially identical.
- 5) Records of all storm water monitoring information and copies of all reports required by the permit shall be retained for a period of at least three years from the date of sample, observation, or report.

d. Receiving Water Monitoring

The requirements of this section only apply when the MRP requires receiving water sampling.

- 1) Receiving water samples shall be collected on days coincident with effluent sampling for conventional pollutants.
- 2) Receiving water samples shall be collected at each station on each sampling day during the period within one hour following low slack water. Where sampling during lower slack water is impractical, sampling shall be performed during higher slack water. Samples shall be collected within the discharge plume and down current of the discharge point so as to be representative, unless otherwise stipulated in the MRP.
- 3) Samples shall be collected within one foot of the surface of the receiving water, unless otherwise stipulated in the MRP.

B. Biosolids Monitoring – This section supplements III.B of Standard Provisions (Attachment D)

When biosolids are sent to a landfill, sent to a surface disposal site, or applied to land as a soil amendment, they must be monitored as follows:

1. Biosolids Monitoring Frequency

Biosolids disposal must be monitored at the following frequency:

<u>Metric tons biosolids/365 days</u>	<u>Frequency</u>
0-290	Once per year
290-1500	Quarterly
1500-15,000	Six times per year
Over 15,000	Once per month

(Metric tons are on a dry weight basis)

2. Biosolids Pollutants to Monitor

Biosolids shall be monitored for the following constituents:

- Land Application: Arsenic, cadmium, copper, mercury, molybdenum, nickel, lead, selenium, and zinc
- Municipal Landfill: Paint filter test (pursuant to 40 C.F.R. 258)
- Biosolids-only Landfill or Surface Disposal Site (if no liner and leachate system): arsenic, chromium, and nickel

C. Standard Observations – This section is an addition to III of Standard Provisions (Attachment D)

1. Receiving Water Observations

The requirements of this section only apply when the MRP requires standard observations of the receiving water. Standard observations shall include the following:

- a. *Floating and suspended materials* (e.g., oil, grease, algae, and other macroscopic particulate matter): presence or absence, source, and size of affected area.
- b. *Discoloration and turbidity*: description of color, source, and size of affected area.
- c. *Odor*: presence or absence, characterization, source, distance of travel, and wind direction.
- d. *Beneficial water use*: presence of water-associated waterfowl or wildlife, fisherpeople, and other recreational activities in the vicinity of each sampling station.
- e. *Hydrographic condition*: time and height of corrected high and low tides (corrected to nearest National Oceanic and Atmospheric Administration location for the sampling date and time of sample collection).
- f. *Weather conditions*:
 - 1) Air temperature; and
 - 2) Total precipitation during the five days prior to observation.

2. Wastewater Effluent Observations

The requirements of this section only apply when the MRP requires wastewater effluent standard observations. Standard observations shall include the following:

- a. *Floating and suspended material of wastewater origin* (e.g., oil, grease, algae, and other macroscopic particulate matter): presence or absence.
- b. *Odor*: presence or absence, characterization, source, distance of travel, and wind direction.

3. Beach and Shoreline Observations

The requirements of this section only apply when the MRP requires beach and shoreline standard observations. Standard observations shall include the following:

- a. *Material of wastewater origin*: presence or absence, description of material, estimated size of affected area, and source.
- b. *Beneficial use*: estimate number of people participating in recreational water contact, non-water contact, or fishing activities.

4. Land Retention or Disposal Area Observations

The requirements of this section only apply to facilities with on-site surface impoundments or disposal areas that are in use. This section applies to both liquid and solid wastes, whether confined or unconfined. The Discharger shall conduct the following for each impoundment:

- a. Determine the amount of freeboard at the lowest point of dikes confining liquid wastes.
- b. Report evidence of leaching liquid from area of confinement and estimated size of affected area. Show affected area on a sketch and volume of flow (e.g., gallons per minute [gpm]).

- c. Regarding odor, describe presence or absence, characterization, source, distance of travel, and wind direction.
- d. Estimate number of waterfowl and other water-associated birds in the disposal area and vicinity.

5. Periphery of Waste Treatment and/or Disposal Facilities Observations

The requirements of this section only apply when the MRP specifies periphery standard observations. Standard observations shall include the following:

- a. *Odor*: presence or absence, characterization, source, and distance of travel.
- b. *Weather conditions*: wind direction and estimated velocity.

IV. STANDARD PROVISIONS – RECORDS

A. Records to be Maintained – This supplements IV.A of Standard Provisions (Attachment D)

The Discharger shall maintain records in a manner and at a location (e.g., wastewater treatment plant or Discharger offices) such that the records are accessible to Regional Water Board staff. The minimum period of retention specified in Section IV, Records, of the Federal Standard Provisions shall be extended during the course of any unresolved litigation regarding the subject discharge, or when requested by the Regional Water Board or Regional Administrator of U.S. EPA, Region IX.

A copy of the permit shall be maintained at the discharge facility and be available at all times to operating personnel.

B. Records of monitoring information shall include – This supplements IV.B of Standard Provision (Attachment D)

1. Analytical Information

Records shall include analytical method detection limitations, minimum levels, reporting levels, and related quantification parameters.

2. Flow Monitoring Data

For all required flow monitoring (e.g., influent and effluent flows), the additional records shall include the following, unless otherwise stipulated by the MRP:

- a. Total volume for each day; and
- b. Maximum, minimum, and average daily flows for each calendar month.

3. Wastewater Treatment Process Solids

- a. For each treatment unit process that involves solids removal from the wastewater stream, records shall include the following:
 - 1) Total volume or mass of solids removed from each collection unit (e.g., grit, skimmings, undigested biosolids, or combination) for each calendar month or other time period as appropriate, but not to exceed annually; and
 - 2) Final disposition of such solids (e.g., landfill, other subsequent treatment unit).
- b. For final dewatered biosolids from the treatment plant as a whole, records shall include the following:
 - 1) Total volume or mass of dewatered biosolids for each calendar month;
 - 2) Solids content of the dewatered biosolids; and
 - 3) Final disposition of dewatered biosolids (disposal location and disposal method).

4. Disinfection Process

For the disinfection process, these additional records shall be maintained documenting process operation and performance:

- a. For bacteriological analyses:
 - 1) Wastewater flow rate at the time of sample collection; and
 - 2) Required statistical parameters for cumulative bacterial values (e.g., moving median or geometric mean for the number of samples or sampling period identified in this Order).
- b. For the chlorination process, when chlorine is used for disinfection, at least daily average values for the following:
 - 1) Chlorine residual of treated wastewater as it enters the contact basin (mg/L);
 - 2) Chlorine dosage (kg/day); and
 - 3) Dechlorination chemical dosage (kg/day).

5. Treatment Process Bypasses

A chronological log of all treatment process bypasses, including wet weather blending, shall include the following:

- a. Identification of the treatment process bypassed;
- b. Dates and times of bypass beginning and end;
- c. Total bypass duration;

- d. Estimated total bypass volume; and
- e. Description of, or reference to other reports describing, the bypass event, the cause, the corrective actions taken (except for wet weather blending that is in compliance with permit conditions), and any additional monitoring conducted.

6. Treatment Facility Overflows

This section applies to records for overflows at the treatment facility. This includes the headworks and all units and appurtenances downstream. The Discharger shall retain a chronological log of overflows at the treatment facility and records supporting the information provided in section V.E.2.

C. Claims of Confidentiality – Not Supplemented

V. STANDARD PROVISIONS – REPORTING

A. Duty to Provide Information – Not Supplemented

B. Signatory and Certification Requirements – Not Supplemented

C. Monitoring Reports – This section supplements V.C of Standard Provisions (Attachment D)

1. Self Monitoring Reports

For each reporting period established in the MRP, the Discharger shall submit an SMR to the Regional Water Board in accordance with the requirements listed in this document and at the frequency the MRP specifies. The purpose of the SMR is to document treatment performance, effluent quality, and compliance with the waste discharge requirements of this Order.

a. Transmittal letter

Each SMR shall be submitted with a transmittal letter. This letter shall include the following:

- 1) Identification of all violations of effluent limitations or other waste discharge requirements found during the reporting period;
- 2) Details regarding violations: parameters, magnitude, test results, frequency, and dates;
- 3) Causes of violations;
- 4) Discussion of corrective actions taken or planned to resolve violations and prevent recurrences, and dates or time schedule of action implementation (if previous reports have been submitted that address corrective actions, reference to the earlier reports is satisfactory);
- 5) Data invalidation (Data should not be submitted in an SMR if it does not meet quality assurance/quality control standards. However, if the Discharger wishes to invalidate any measurement after it was submitted in an SMR, a letter shall identify the measurement suspected to be invalid and state the Discharger's intent to submit, within 60 days, a formal request to invalidate the measurement. This request shall include the original measurement in question, the reason for invalidating the measurement, all relevant documentation that supports invalidation [e.g., laboratory sheet, log entry, test results, etc.], and discussion of the

corrective actions taken or planned [with a time schedule for completion] to prevent recurrence of the sampling or measurement problem.);

- 6) If the Discharger blends, the letter shall describe the duration of blending events and certify whether blended effluent was in compliance with the conditions for blending; and
- 7) Signature (The transmittal letter shall be signed according to Section V.B of this Order, Attachment D – Standard Provisions.).

b. Compliance evaluation summary

Each report shall include a compliance evaluation summary. This summary shall include each parameter for which the permit specifies effluent limitations, the number of samples taken during the monitoring period, and the number of samples that exceed applicable effluent limitations.

c. Results of analyses and observations

- 1) Tabulations of all required analyses and observations, including parameter, date, time, sample station, type of sample, test result, method detection limit, method minimum level, and method reporting level, if applicable, signed by the laboratory director or other responsible official.
- 2) When determining compliance with an average monthly effluent limitation and more than one sample result is available in a month, the Discharger shall compute the arithmetic mean unless the data set contains one or more reported determinations of detected but not quantified (DNQ) or nondetect (ND). In those cases, the Discharger shall compute the median in place of the arithmetic mean in accordance with the following procedure:
 - i. The data set shall be ranked from low to high, reported ND determinations lowest, DNQ determinations next, followed by quantified values (if any). The order of the individual ND or DNQ determinations is unimportant.
 - ii. The median value of the data set shall be determined. If the data set has an odd number of data points, then the median is the middle value. If the data set has an even number of data points, then the median is the average of the two values around the middle unless one or both of the points are ND or DNQ, in which case the median value shall be the lower of the two data points where DNQ is lower than a value and ND is lower than DNQ.

If a sample result, or the arithmetic mean or median of multiple sample results, is below the reporting limit, and there is evidence that the priority pollutant is present in the effluent above an effluent limitation and the Discharger conducts a Pollutant Minimization Program, the Discharger shall not be deemed out of compliance.

- 3) Dioxin-TEQ Reporting: The Discharger shall report for each dioxin and furan congener the analytical results of effluent monitoring, including the quantifiable limit (reporting level), the method detection limit, and the measured concentration. The Discharger shall report all measured values of individual congeners, including data qualifiers. When calculating dioxin-TEQ, the Discharger shall set congener concentrations below the minimum levels (ML) to zero. The Discharger shall calculate and report dioxin-TEQs using the following formula, where the MLs, toxicity equivalency factors (TEFs), and bioaccumulation equivalency factors (BEFs) are as provided in Table A:

$$\text{Dioxin-TEQ} = \Sigma (C_x \times \text{TEF}_x \times \text{BEF}_x)$$

where: C_x = measured or estimated concentration of congener x
 TEF_x = toxicity equivalency factor for congener x
 BEF_x = bioaccumulation equivalency factor for congener x

Table A
 Minimum Levels, Toxicity Equivalency Factors,
 and Bioaccumulation Equivalency Factors

Dioxin or Furan Congener	Minimum Level (pg/L)	1998 Toxicity Equivalency Factor (TEF)	Bioaccumulation Equivalency Factor (BEF)
2,3,7,8-TCDD	10	1.0	1.0
1,2,3,7,8-PeCDD	50	1.0	0.9
1,2,3,4,7,8-HxCDD	50	0.1	0.3
1,2,3,6,7,8-HxCDD	50	0.1	0.1
1,2,3,7,8,9-HxCDD	50	0.1	0.1
1,2,3,4,6,7,8-HpCDD	50	0.01	0.05
OCDD	100	0.0001	0.01
2,3,7,8-TCDF	10	0.1	0.8
1,2,3,7,8-PeCDF	50	0.05	0.2
2,3,4,7,8-PeCDF	50	0.5	1.6
1,2,3,4,7,8-HxCDF	50	0.1	0.08
1,2,3,6,7,8-HxCDF	50	0.1	0.2
1,2,3,7,8,9-HxCDF	50	0.1	0.6
2,3,4,6,7,8-HxCDF	50	0.1	0.7
1,2,3,4,6,7,8-HpCDF	50	0.01	0.01
1,2,3,4,7,8,9-HpCDF	50	0.01	0.4
OCDF	100	0.0001	0.02

d. Data reporting for results not yet available

The Discharger shall make all reasonable efforts to obtain analytical data for required parameter sampling in a timely manner. Certain analyses require additional time to complete analytical processes and report results. For cases where required monitoring parameters require additional time to complete analytical processes and reports, and results are not available in time to be included in the SMR for the subject monitoring period, the Discharger shall describe such circumstances in the SMR and include the data for these parameters and relevant discussions of any observed exceedances in the next SMR due after the results are available.

e. Flow data

The Discharger shall provide flow data tabulation pursuant to Section IV.B.2.

f. Annual self monitoring report requirements

By the date specified in the MRP, the Discharger shall submit an annual report to the Regional Water Board covering the previous calendar year. The report shall contain the following:

- 1) Annual compliance summary table of treatment plant performance, including documentation of any blending events;
- 2) Comprehensive discussion of treatment plant performance and compliance with the permit (This discussion shall include any corrective actions taken or planned, such as changes to facility equipment or operation practices that may be needed to achieve compliance, and any other actions taken or planned that are intended to improve performance and reliability of the Discharger's wastewater collection, treatment, or disposal practices.);
- 3) Both tabular and graphical summaries of the monitoring data for the previous year if parameters are monitored at a frequency of monthly or greater;
- 4) List of approved analyses, including the following:
 - (i) List of analyses for which the Discharger is certified;
 - (ii) List of analyses performed for the Discharger by a separate certified laboratory (copies of reports signed by the laboratory director of that laboratory shall not be submitted but be retained onsite); and
 - (iii) List of "waived" analyses, as approved;
- 5) Plan view drawing or map showing the Discharger's facility, flow routing, and sampling and observation station locations;
- 6) Results of annual facility inspection to verify that all elements of the SWPP Plan are accurate and up to date (only required if the Discharger does not route all storm water to the headworks of its wastewater treatment plant); and
- 7) Results of facility report reviews (The Discharger shall regularly review, revise, and update, as necessary, the O&M Manual, the Contingency Plan, the Spill Prevention Plan, and Wastewater Facilities Status Report so that these documents remain useful and relevant to current practices. At a minimum, reviews shall be conducted annually. The Discharger shall include, in each Annual Report, a description or summary of review and evaluation procedures, recommended or planned actions, and an estimated time schedule for implementing these actions. The Discharger shall complete changes to these documents to ensure they are up-to-date.).

g. Report submittal

The Discharger shall submit SMRs to:

California Regional Water Quality Control Board

San Francisco Bay Region
1515 Clay Street, Suite 1400
Oakland, CA 94612
Attn: NPDES Wastewater Division

h. Reporting data in electronic format

The Discharger has the option to submit all monitoring results in an electronic reporting format approved by the Executive Officer. If the Discharger chooses to submit SMRs electronically, the following shall apply:

- 1) *Reporting Method*: The Discharger shall submit SMRs electronically via a process approved by the Executive Officer (see, for example, the letter dated December 17, 1999, "Official Implementation of Electronic Reporting System [ERS]" and the progress report letter dated December 17, 2000).
- 2) *Monthly or Quarterly Reporting Requirements*: For each reporting period (monthly or quarterly as specified in the MRP), the Discharger shall submit an electronic SMR to the Regional Water Board in accordance with the provisions of Section V.C.1.a-e, except for requirements under Section V.C.1.c(1) where ERS does not have fields for dischargers to input certain information (e.g., sample time). However, until U.S. EPA approves the electronic signature or other signature technologies, dischargers that use ERS shall submit a hard copy of the original transmittal letter, an ERS printout of the data sheet, and a violation report (a receipt of the electronic transmittal shall be retained by the Discharger). This electronic SMR submittal suffices for the signed tabulations specified under Section V.C.1.c(1).
- 3) *Annual Reporting Requirements*: Dischargers who have submitted data using the ERS for at least one calendar year are exempt from submitting the portion of the annual report required under Section V.C.1.f(1) and (3).

D. Compliance Schedules – Not supplemented

E. Twenty-Four Hour Reporting – This section supplements V.E of Standard Provision (Attachment D)

1. Spill of Oil or Other Hazardous Material Reports

- a. Within 24 hours of becoming aware of a spill of oil or other hazardous material that is not contained onsite and completely cleaned up, the Discharger shall report by telephone to the Regional Water Board at (510) 622-2369.
- b. The Discharger shall also report such spills to the State Office of Emergency Services [telephone (800) 852-7550] only when the spills are in accordance with applicable reporting quantities for hazardous materials.
- c. The Discharger shall submit a written report to the Regional Water Board within five working days following telephone notification unless directed otherwise by Regional Water Board staff. A report submitted electronically is acceptable. The written report shall include the following:
 - 1) Date and time of spill, and duration if known;

- 2) Location of spill (street address or description of location);
- 3) Nature of material spilled;
- 4) Quantity of material involved;
- 5) Receiving water body affected, if any;
- 6) Cause of spill;
- 7) Estimated size of affected area;
- 8) Observed impacts to receiving waters (e.g., oil sheen, fish kill, water discoloration);
- 9) Corrective actions taken to contain, minimize, or clean up the spill;
- 10) Future corrective actions planned to be taken to prevent recurrence, and schedule of implementation; and
- 11) Persons or agencies notified.

2. Unauthorized Discharges from Municipal Wastewater Treatment Plants¹

The following requirements apply to municipal wastewater treatment plants that experience an unauthorized discharge at their treatment facilities and are consistent with and supercede requirements imposed on the Discharger by the Executive Officer by letter of May 1, 2008, issued pursuant to California Water Code Section 13383.

a. Two (2)-Hour Notification

For any unauthorized discharges that result in a discharge to a drainage channel or a surface water, the Discharger shall, as soon as possible, but not later than two (2) hours after becoming aware of the discharge, notify the State Office of Emergency Services (telephone 800-852-7550), the local health officers or directors of environmental health with jurisdiction over the affected water bodies, and the Regional Water Board. The notification to the Regional Water Board shall be via the Regional Water Board's online reporting system at www.wbers.net, and shall include the following:

- 1) Incident description and cause;
- 2) Location of threatened or involved waterway(s) or storm drains;
- 3) Date and time the unauthorized discharge started;
- 4) Estimated quantity and duration of the unauthorized discharge (to the extent known), and the estimated amount recovered;

¹ California Code of Regulations, Title 23, Section 2250(b), defines an unauthorized discharge to be a discharge, not regulated by waste discharge requirements, of treated, partially treated, or untreated wastewater resulting from the intentional or unintentional diversion of wastewater from a collection, treatment or disposal system.

- 5) Level of treatment prior to discharge (e.g., raw wastewater, primary treated, undisinfected secondary treated, and so on); and
- 6) Identity of the person reporting the unauthorized discharge.

b. 24-hour Certification

Within 24 hours, the Discharger shall certify to the Regional Water Board, at www.wbers.net, that the State Office of Emergency Services and the local health officers or directors of environmental health with jurisdiction over the affected water bodies have been notified of the unauthorized discharge.

c. 5-Day Written Report

Within five business days, the Discharger shall submit a written report, via the Regional Water Board's online reporting system at www.wbers.net, that includes, in addition to the information required above, the following:

- 1) Methods used to delineate the geographical extent of the unauthorized discharge within receiving waters;
- 2) Efforts implemented to minimize public exposure to the unauthorized discharge;
- 3) Visual observations of the impacts (if any) noted in the receiving waters (e.g., fish kill, discoloration of water) and the extent of sampling if conducted;
- 4) Corrective measures taken to minimize the impact of the unauthorized discharge;
- 5) Measures to be taken to minimize the chances of a similar unauthorized discharge occurring in the future;
- 6) Summary of Spill Prevention Plan or O&M Manual modifications to be made, if necessary, to minimize the chances of future unauthorized discharges; and
- 7) Quantity and duration of the unauthorized discharge, and the amount recovered.

d. Communication Protocol

To clarify the multiple levels of notification, certification, and reporting, the current communication requirements for unauthorized discharges from municipal wastewater treatment plants are summarized in Table B that follows.

Table B
Summary of Communication Requirements for Unauthorized Discharges¹ from
Municipal Wastewater Treatment Plants

Discharger is required to:	Agency Receiving Information	Time frame	Method for Contact
1. Notify	California Emergency Management Agency (Cal EMA)	As soon as possible, but not later than 2 hours after becoming aware of the unauthorized discharge.	Telephone – (800) 852-7550 (obtain a control number from Cal EMA)
	Local health department	As soon as possible, but not later than 2 hours after becoming aware of the unauthorized discharge.	Depends on local health department
	Regional Water Board	As soon as possible, but not later than 2 hours after becoming aware of the unauthorized discharge.	Electronic ² www.wbers.net
2. Certify	Regional Water Board	As soon as possible, but not later than 24 hours after becoming aware of the unauthorized discharge.	Electronic ³ www.wbers.net
3. Report	Regional Water Board	Within 5 business days of becoming aware of the unauthorized discharge.	Electronic ⁴ www.wbers.net

¹ California Code of Regulations, Title 23, Section 2250(b), defines an unauthorized discharge to be a discharge, not regulated by waste discharge requirements, of treated, partially treated, or untreated wastewater resulting from the intentional or unintentional diversion of wastewater from a collection, treatment or disposal system.

² In the event that the Discharger is unable to provide online notification within 2 hours of becoming aware of an unauthorized discharge, it shall phone the Regional Water Board’s spill hotline at (510) 622-2369 and convey the same information contained in the notification form. In addition, within 3 business days of becoming aware of the unauthorized discharge, the Discharger shall enter the notification information into the Regional Water Board’s online system in electronic format.

³ In most instances, the 2-hour notification will also satisfy 24-hour certification requirements. This is because the notification form includes fields for documenting that OES and the local health department have been contacted. In other words, if the Discharger is able to complete all the fields in the notification form within 2 hours, certification requirements are also satisfied. In the event that the Discharger is unable to provide online certification within 24 hours of becoming aware of an unauthorized discharge, it shall phone the Regional Water Board’s spill hotline at (510) 622-2369 and convey the same information contained in the certification form. In addition, within 3 business days of becoming aware of the unauthorized discharge, the Discharger shall enter the certification information into the Regional Water Board’s online system in electronic format.

⁴ If the Discharger cannot satisfy the 5-day reporting requirements via the Regional Water Board’s online reporting system, it shall submit a written report (preferably electronically in pdf) to the appropriate Regional Water Board case manager. In cases where the Discharger cannot satisfy the 5-day reporting requirements via the online reporting system, it must still complete the Regional Water Board’s online reporting requirements within 15 calendar days of becoming aware of the unauthorized discharge.

F. Planned Changes – Not supplemented

G. Anticipated Noncompliance – Not supplemented

H. Other Noncompliance – Not supplemented

I. Other Information – Not supplemented

VI. STANDARD PROVISION – ENFORCEMENT – Not Supplemented

VII. ADDITIONAL PROVISIONS – NOTIFICATION LEVELS – Not Supplemented

VIII. DEFINITIONS – This section is an addition to Standard Provisions (Attachment D)

More definitions can be found in Attachment A of this NPDES Permit.

1. Arithmetic Calculations

- a. Geometric mean is the antilog of the log mean or the back-transformed mean of the logarithmically transformed variables, which is equivalent to the multiplication of the antilogarithms. The geometric mean can be calculated with either of the following equations:

$$\text{Geometric Mean} = \text{Antilog} \left(\frac{1}{N} \sum_{i=1}^N \text{Log}(C_i) \right)$$

or

$$\text{Geometric Mean} = (C_1 * C_2 * \dots * C_N)^{1/N}$$

Where “N” is the number of data points for the period analyzed and “C” is the concentration for each of the “N” data points.

- b. Mass emission rate is obtained from the following calculation for any calendar day:

$$\text{Mass emission rate (lb/day)} = \frac{8.345}{N} \sum_{i=1}^N Q_i C_i$$

$$\text{Mass emission rate (kg/day)} = \frac{3.785}{N} \sum_{i=1}^N Q_i C_i$$

In which “N” is the number of samples analyzed in any calendar day and “Q_i” and “C_i” are the flow rate (MGD) and the constituent concentration (mg/L) associated with each of the “N” grab samples that may be taken in any calendar day. If a composite sample is taken, “C_i” is the concentration measured in the composite sample and “Q_i” is the average flow rate occurring during the period over which the samples are composited. The daily concentration of a constituent measured over any calendar day shall be determined from the flow-weighted average of the same constituent in the combined waste streams as follows:

$$C_d = \text{Average daily concentration} = \frac{1}{Q_t} \sum_{i=1}^N Q_i C_i$$

In which “N” is the number of component waste streams and “Q” and “C” are the flow rate (MGD) and the constituent concentration (mg/L) associated with each of the “N” waste streams. “Q_t” is the total flow rate of the combined waste streams.

- c. Maximum allowable mass emission rate, whether for a 24-hour, weekly 7-day, monthly 30-day, or 6-month period, is a limitation expressed as a daily rate determined with the formulas in the paragraph above, using the effluent concentration limit specified in the permit for the period and the specified allowable flow.
- d. POTW removal efficiency is the ratio of pollutants removed by the treatment facilities to pollutants entering the treatment facilities (expressed as a percentage). The Discharger shall determine removal efficiencies using monthly averages (by calendar month unless otherwise specified) of pollutant concentration of influent and effluent samples collected at about the same time and using the following equation (or its equivalent):

$$\text{Removal Efficiency (\%)} = 100 \times [1 - (\text{Effluent Concentration} / \text{Influent Concentration})]$$

2. Biosolids means the solids, semi-liquid suspensions of solids, residues, screenings, grit, scum, and precipitates separated from or created in wastewater by the unit processes of a treatment system. It also includes, but is not limited to, all supernatant, filtrate, centrate, decantate, and thickener overflow and underflow in the solids handling parts of the wastewater treatment system.
3. Blending is the practice of recombining wastewater that has been biologically treated with wastewater that has bypassed around biological treatment units.
4. Bottom sediment sample is (1) a separate grab sample taken at each sampling station for the determination of selected physical-chemical parameters, or (2) four grab samples collected from different locations in the immediate vicinity of a sampling station while the boat is anchored and analyzed separately for macroinvertebrates.
5. Composite sample is a sample composed of individual grab samples collected manually or by an automatic sampling device on the basis of time or flow as specified in the MRP. For flow-based composites, the proportion of each grab sample included in the composite sample shall be within plus or minus five percent (+/-5%) of the representative flow rate of the waste stream being measured at the time of grab sample collection. Alternatively, equal volume grab samples may be individually analyzed with the flow-weighted average calculated by averaging flow-weighted ratios of each grab sample analytical result. Grab samples comprising time-based composite samples shall be collected at intervals not greater than those specified in the MRP. The quantity of each grab sample comprising a time-based composite sample shall be a set of flow proportional volumes as specified in the MRP. If a particular time-based or flow-based composite sampling protocol is not specified in the MRP, the Discharger shall determine and implement the most representative sampling protocol for the given parameter subject to Executive Officer approval.
6. Depth-integrated sample is defined as a water or waste sample collected by allowing a sampling device to fill during a vertical traverse in the waste or receiving water body being sampled. The Discharger shall collect depth-integrated samples in such a manner that the collected sample will be representative of the waste or water body at that sampling point.

7. Flow sample is an accurate measurement of the average daily flow volume using a properly calibrated and maintained flow measuring device.
8. Grab sample is an individual sample collected in a short period of time not exceeding 15 minutes. Grab samples represent only the condition that exists at the time the wastewater is collected.
9. Initial dilution is the process that results in the rapid and irreversible turbulent mixing of wastewater with receiving water around the point of discharge.
10. Overflow is the intentional or unintentional spilling or forcing out of untreated or partially treated wastes from a transport system (e.g., through manholes, at pump stations, and at collection points) upstream from the treatment plant headworks or from any part of a treatment plant facility.
11. Priority pollutants are those constituents referred to in 40 C.F.R. Part 122 as promulgated in the Federal Register, Vol. 65, No. 97, Thursday, May 18, 2000, also known as the California Toxics Rule, the presence or discharge of which could reasonably be expected to interfere with maintaining designated uses.
12. Storm water means storm water runoff, snow melt runoff, and surface runoff and drainage. It excludes infiltration and runoff from agricultural land.
13. Toxic pollutant means any pollutant listed as toxic under federal Clean Water Act section 307(a)(1) or under 40 C.F.R. 401.15.
14. Untreated waste is raw wastewater.
15. Waste, waste discharge, discharge of waste, and discharge are used interchangeably in the permit. The requirements of the permit apply to the entire volume of water, and the material therein, that is disposed of to surface and ground waters of the State of California.

Table C
List of Monitoring Parameters and Analytical Methods

CTR No.	Pollutant/Parameter	Analytical Method ⁶	Minimum Levels ⁷ (µg/l)											
			GC	GCMS	LC	Color	FAA	GFAA	ICP	ICP MS	SPGFAA	HYD RIDE	CVAA	DCP
1.	Antimony	204.2					10	5	50	0.5	5	0.5		1000
2.	Arsenic	206.3				20		2	10	2	2	1		1000
3.	Beryllium						20	0.5	2	0.5	1			1000
4.	Cadmium	200 or 213					10	0.5	10	0.25	0.5			1000
5a.	Chromium (III)	SM 3500												
5b.	Chromium (VI)	SM 3500				10	5							1000
	Chromium (total) ⁸	SM 3500					50	2	10	0.5	1			1000
6.	Copper	200.9					25	5	10	0.5	2			1000
7.	Lead	200.9					20	5	5	0.5	2			10,000
8.	Mercury	1631 (note) ⁹												
9.	Nickel	249.2					50	5	20	1	5			1000
10.	Selenium	200.8 or SM 3114B or C						5	10	2	5	1		1000
11.	Silver	272.2					10	1	10	0.25	2			1000
12.	Thallium	279.2					10	2	10	1	5			1000
13.	Zinc	200 or 289					20		20	1	10			
14.	Cyanide	SM 4500 CN ⁻ C or I				5								
15.	Asbestos (only required for dischargers to MUN waters) ¹⁰	0100.2 ¹¹												
16.	2,3,7,8-TCDD and 17 congeners (Dioxin)	1613												
17.	Acrolein	603	2.0	5										
18.	Acrylonitrile	603	2.0	2										
19.	Benzene	602	0.5	2										
33.	Ethylbenzene	602	0.5	2										
39.	Toluene	602	0.5	2										
20.	Bromoform	601	0.5	2										
21.	Carbon Tetrachloride	601	0.5	2										
22.	Chlorobenzene	601	0.5	2										
23.	Chlorodibromomethane	601	0.5	2										

⁶ The suggested method is the U.S. EPA Method unless otherwise specified (SM = Standard Methods). The Discharger may use another U.S. EPA-approved or recognized method if that method has a level of quantification below the applicable water quality objective. Where no method is suggested, the Discharger has the discretion to use any standard method.

⁷ Minimum levels are from the *State Implementation Policy*. They are the concentration of the lowest calibration standard for that technique based on a survey of contract laboratories. Laboratory techniques are defined as follows: GC = Gas Chromatography; GCMS = Gas Chromatography/Mass Spectrometry; LC = High Pressure Liquid Chromatography; Color = Colorimetric; FAA = Flame Atomic Absorption; GFAA = Graphite Furnace Atomic Absorption; ICP = Inductively Coupled Plasma; ICPMS = Inductively Coupled Plasma/Mass Spectrometry; SPGFAA = Stabilized Platform Graphite Furnace Atomic Absorption (i.e., U.S. EPA 200.9); Hydride = Gaseous Hydride Atomic Absorption; CVAA = Cold Vapor Atomic Absorption; DCP = Direct Current Plasma.

⁸ Analysis for total chromium may be substituted for analysis of chromium (III) and chromium (VI) if the concentration measured is below the lowest hexavalent chromium criterion (11 µg/l).

⁹ The Discharger shall use ultra-clean sampling (U.S. EPA Method 1669) and ultra-clean analytical methods (U.S. EPA Method 1631) for mercury monitoring. The minimum level for mercury is 2 ng/l (or 0.002 µg/l).

¹⁰ MUN = Municipal and Domestic Supply. This designation, if applicable, is in the Findings of the permit.

¹¹ Determination of Asbestos Structures over 10 [micrometers] in Length in Drinking Water Using MCE Filters, U.S. EPA 600/R-94-134, June 1994.

CTR No.	Pollutant/Parameter	Analytical Method ⁶	Minimum Levels ⁷ (µg/l)											
			GC	GCMS	LC	Color	FAA	GFAA	ICP	ICP MS	SPGFAA	HYD RIDE	CVAA	DCP
24.	Chloroethane	601	0.5	2										
25.	2-Chloroethylvinyl Ether	601	1	1										
26.	Chloroform	601	0.5	2										
75.	1,2-Dichlorobenzene	601	0.5	2										
76.	1,3-Dichlorobenzene	601	0.5	2										
77.	1,4-Dichlorobenzene	601	0.5	2										
27.	Dichlorobromomethane	601	0.5	2										
28.	1,1-Dichloroethane	601	0.5	1										
29.	1,2-Dichloroethane	601	0.5	2										
30.	1,1-Dichloroethylene or 1,1-Dichloroethene	601	0.5	2										
31.	1,2-Dichloropropane	601	0.5	1										
32.	1,3-Dichloropropylene or 1,3-Dichloropropene	601	0.5	2										
34.	Methyl Bromide or Bromomethane	601	1.0	2										
35.	Methyl Chloride or Chloromethane	601	0.5	2										
36.	Methylene Chloride or Dichloromethane	601	0.5	2										
37.	1,1,2,2-Tetrachloroethane	601	0.5	1										
38.	Tetrachloroethylene	601	0.5	2										
40.	1,2-Trans-Dichloroethylene	601	0.5	1										
41.	1,1,1-Trichloroethane	601	0.5	2										
42.	1,1,2-Trichloroethane	601	0.5	2										
43.	Trichloroethene	601	0.5	2										
44.	Vinyl Chloride	601	0.5	2										
45.	2-Chlorophenol	604	2	5										
46.	2,4-Dichlorophenol	604	1	5										
47.	2,4-Dimethylphenol	604	1	2										
48.	2-Methyl-4,6-Dinitrophenol or Dinitro-2-methylphenol	604	10	5										
49.	2,4-Dinitrophenol	604	5	5										
50.	2-Nitrophenol	604		10										
51.	4-Nitrophenol	604	5	10										
52.	3-Methyl-4-Chlorophenol	604	5	1										
53.	Pentachlorophenol	604	1	5										
54.	Phenol	604	1	1		50								
55.	2,4,6-Trichlorophenol	604	10	10										
56.	Acenaphthene	610 HPLC	1	1	0.5									
57.	Acenaphthylene	610 HPLC		10	0.2									
58.	Anthracene	610 HPLC		10	2									
60.	Benzo(a)Anthracene or 1,2 Benzanthracene	610 HPLC	10	5										
61.	Benzo(a)Pyrene	610 HPLC		10	2									
62.	Benzo(b)Fluoranthene or 3,4 Benzo(b)fluoranthene	610 HPLC		10	10									
63.	Benzo(ghi)Perylene	610 HPLC		5	0.1									
64.	Benzo(k)Fluoranthene	610 HPLC		10	2									
74.	Dibenzo(a,h)Anthracene	610 HPLC		10	0.1									
86.	Fluoranthene	610 HPLC	10	1	0.05									
87.	Fluorene	610 HPLC		10	0.1									
92.	Indeno(1,2,3-cd) Pyrene	610 HPLC		10	0.05									
100.	Pyrene	610 HPLC		10	0.05									

CTR No.	Pollutant/Parameter	Analytical Method ⁶	Minimum Levels ⁷ (µg/l)											
			GC	GCMS	LC	Color	FAA	GFAA	ICP	ICP MS	SPGFAA	HYD RIDE	CVAA	DCP
68.	Bis(2-Ethylhexyl)Phthalate	606 or 625	10	5										
70.	Butylbenzyl Phthalate	606 or 625	10	10										
79.	Diethyl Phthalate	606 or 625	10	2										
80.	Dimethyl Phthalate	606 or 625	10	2										
81.	Di-n-Butyl Phthalate	606 or 625		10										
84.	Di-n-Octyl Phthalate	606 or 625		10										
59.	Benzidine	625		5										
65.	Bis(2-Chloroethoxy)Methane	625		5										
66.	Bis(2-Chloroethyl)Ether	625	10	1										
67.	Bis(2-Chloroisopropyl)Ether	625	10	2										
69.	4-Bromophenyl Phenyl Ether	625	10	5										
71.	2-Chloronaphthalene	625		10										
72.	4-Chlorophenyl Phenyl Ether	625		5										
73.	Chrysene	625		10	5									
78.	3,3'-Dichlorobenzidine	625		5										
82.	2,4-Dinitrotoluene	625	10	5										
83.	2,6-Dinitrotoluene	625		5										
85.	1,2-Diphenylhydrazine (note) ¹²	625		1										
88.	Hexachlorobenzene	625	5	1										
89.	Hexachlorobutadiene	625	5	1										
90.	Hexachlorocyclopentadiene	625	5	5										
91.	Hexachloroethane	625	5	1										
93.	Isophorone	625	10	1										
94.	Naphthalene	625	10	1	0.2									
95.	Nitrobenzene	625	10	1										
96.	N-Nitrosodimethylamine	625	10	5										
97.	N-Nitrosodi-n-Propylamine	625	10	5										
98.	N-Nitrosodiphenylamine	625	10	1										
99.	Phenanthrene	625		5	0.05									
101.	1,2,4-Trichlorobenzene	625	1	5										
102.	Aldrin	608	0.005											
103.	α-BHC	608	0.01											
104.	β-BHC	608	0.005											
105.	γ-BHC (Lindane)	608	0.02											
106.	δ-BHC	608	0.005											
107.	Chlordane	608	0.1											
108.	4,4'-DDT	608	0.01											
109.	4,4'-DDE	608	0.05											
110.	4,4'-DDD	608	0.05											
111.	Dieldrin	608	0.01											
112.	Endosulfan (alpha)	608	0.02											
113.	Endosulfan (beta)	608	0.01											
114.	Endosulfan Sulfate	608	0.05											
115.	Endrin	608	0.01											
116.	Endrin Aldehyde	608	0.01											
117.	Heptachlor	608	0.01											

¹² Measurement for 1,2-Diphenylhydrazine may use azobenzene as a screen: if azobenzene is measured at >1 ug/l, then the Discharger shall analyze for 1,2-Diphenylhydrazine.

CTR No.	Pollutant/Parameter	Analytical Method ⁶	Minimum Levels ⁷ (µg/l)											
			GC	GCMS	LC	Color	FAA	GFAA	ICP	ICP MS	SPGFAA	HYD RIDE	CVAA	DCP
118.	Heptachlor Epoxide	608	0.01											
119-125	PCBs: Aroclors 1016, 1221, 1232, 1242, 1248, 1254, 1260	608	0.5											
126.	Toxaphene	608	0.5											