



ENCINA
WASTEWATER
AUTHORITY

Encina Wastewater Authority's Recycling Program

SAN DIEGO WATER BOARD MEETING
JUNE 12, 2019

Biosolids

2018

- 6,251 Dry Metric Tons (dmt) produced
- 5,172 dmt Class A to Yuma
- 518 dmt Class B to Yuma
- 560 PureGreen to Nurseries, Fertilizer wholesaler's, FAA

2019 Imperial Country measure X repealed. 2019 650 dmt to IC.

Class A product has tendency to reheat.

Digester cleaning and rehabilitation project.

Co-Generation

2018

- 14,993 Mwh 236,067,000 standard cubic feet

2017

- 13,482 Mwh 210,640,000 scf

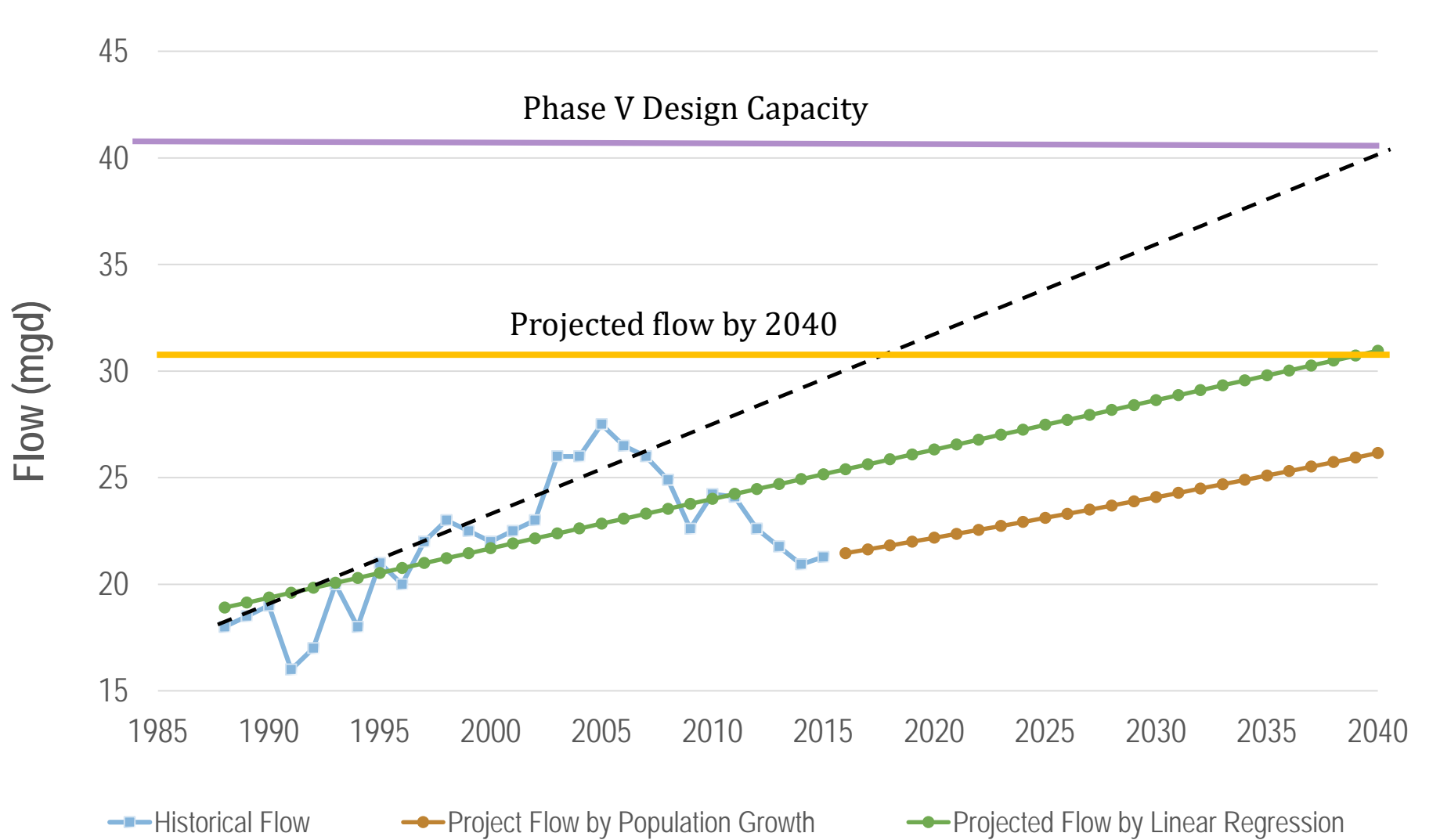
2016

- 12,963 Mwh 203,226,000 scf

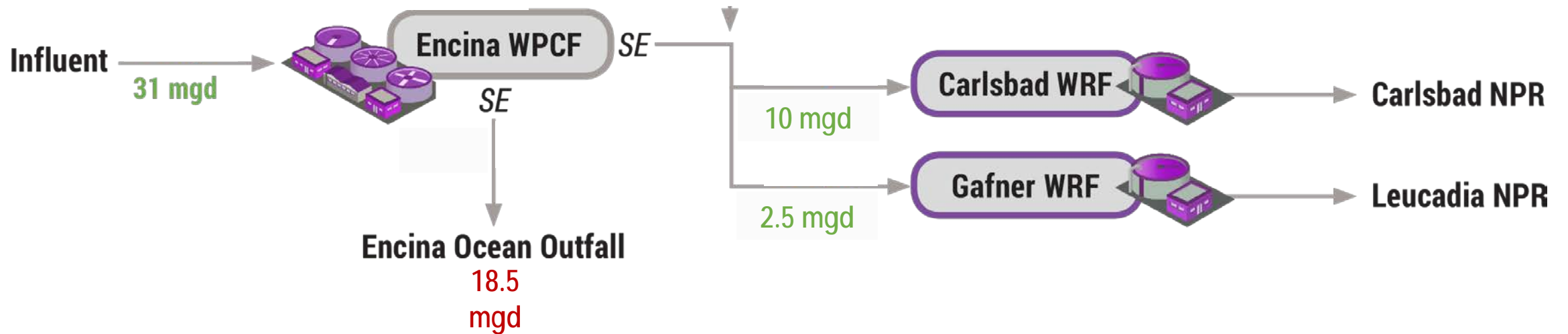
December 2017 digester gas annual limit was increased to 280 million scf from 224 million scf.

Alternative fuel receiving facility currently accepts brewery waste and FOG from grease traps.

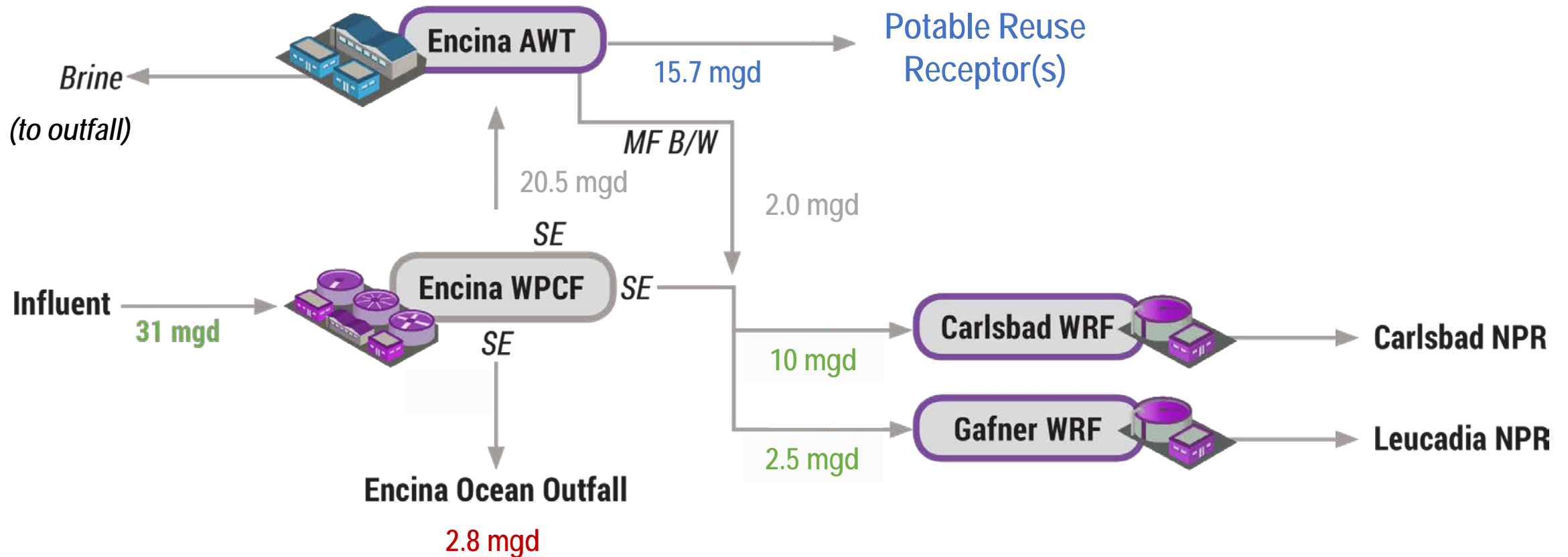
EWPCF Projected Flows from Recent Process Master Plan



Maximize Non-Potable Reuse of EWPCF Effluent (2040 Summer Flows)



Maximize use of EWPCF with Potable Reuse (2040 Summer Flows)

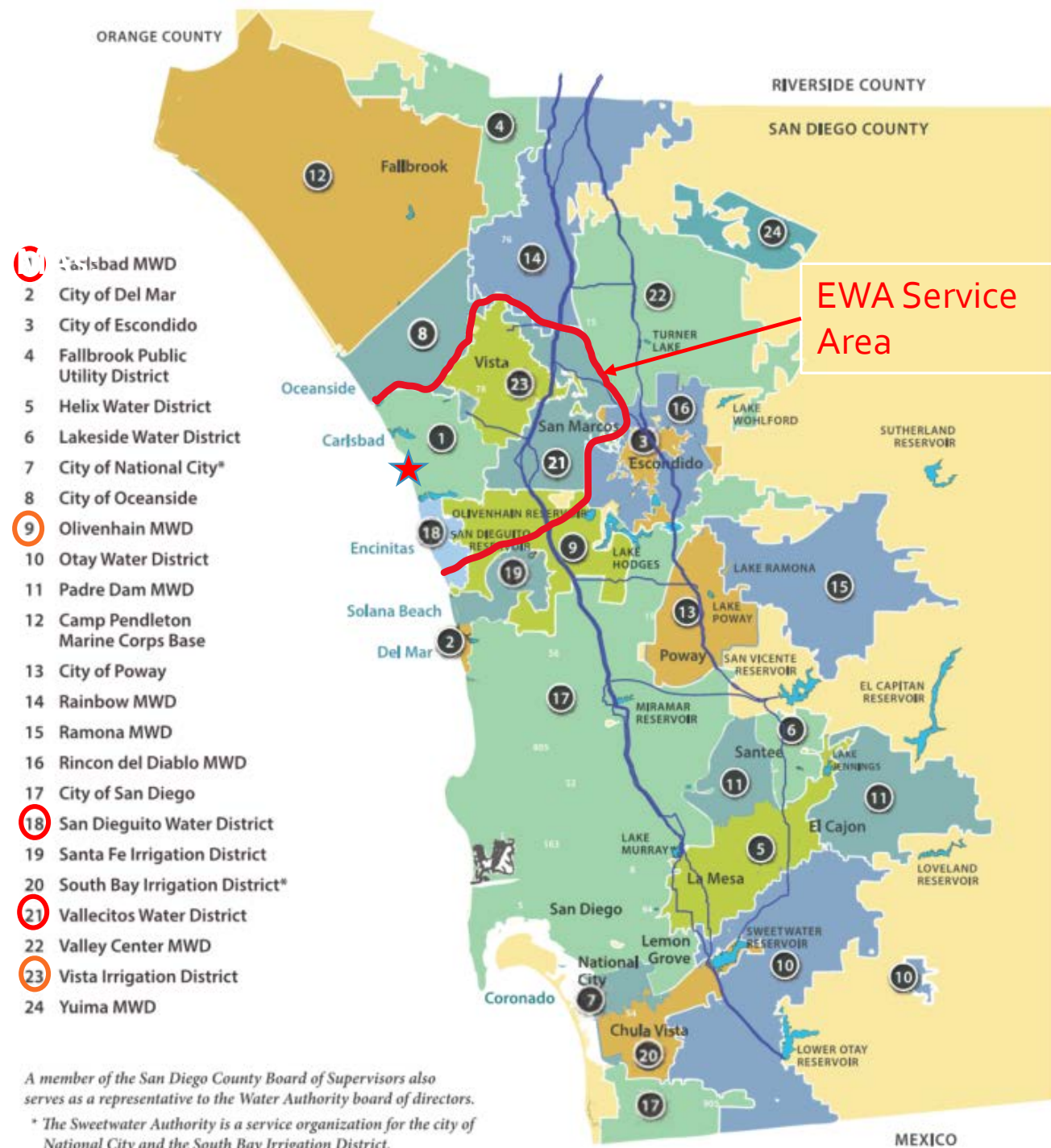


Context: Water in San Diego

| EWA Service Area | |
|-----------------------------|---|
| WATER AGENCIES | WASTEWATER AGENCIES |
| Carlsbad MWD (City) | City of Carlsbad |
| Olivenhain MWD | Leucadia WWD |
| San Dieguito WD (Encinitas) | Encinitas SD (City) |
| Vallecitos WD | Vallecitos WD |
| Vista ID | City of Vista Buena SD (City of Vista) |

○ EWA Member Agencies

○ SDCWA Agencies in EWA service area



NEXT STEPS TO ADVANCE THE REUSE PROJECT

- Develop partnerships with water agencies
- Identify institutional arrangements needed (e.g., MOUs)
- Explore funding opportunities:
 - Federal (USBR, USACE)
 - State (IRWM, DWR, SRF)
 - SDCWA/ MWDSC (LRP, LWSD, LWSIP)
 - Private investment (Poseidon, P3s)