



EDMUND G. BROWN JR.  
GOVERNOR



MATTHEW RODRIGUEZ  
SECRETARY FOR  
ENVIRONMENTAL PROTECTION

---

## Central Valley Regional Water Quality Control Board

20 January 2015

Greg Kollenborn  
California Department of Fish and Wildlife  
1234 East Shaw Avenue  
Fresno, CA 93710

**CERTIFIED MAIL**  
**7013 2250 0002 0661 9709**

### **NOTICE OF APPLICABILITY; GENERAL WASTE DISCHARGE REQUIREMENTS FOR COLD WATER CONCENTRATED AQUATIC ANIMAL PRODUCTION FACILITY DISCHARGES TO SURFACE WATERS; ORDER R5-2014-0161 (CAAP GENERAL ORDER); CALIFORNIA DEPARTMENT OF FISH AND WILDLIFE; SAN JOAQUIN FISH HATCHERY; FRESNO COUNTY**

The California Regional Water Quality Control Board, Central Valley Region (Central Valley Water Board) issued a Notice of Applicability (NOA) to the California Department of Fish and Wildlife (previously California Department of Fish and Game; hereinafter "Discharger") on 24 September 2012, for coverage under CAAP General Order (Order R5-2010-0018-01) for the San Joaquin Fish Hatchery (Facility).

On 5 December 2014, the Central Valley Water Board adopted Order R5-2014-0161 renewing the CAAP General Order. General Order R5-2014-0161 became effective on 1 January 2015. The Discharger submitted a Notice of Intent on 1 July 2014 to continue coverage for the Facility under the CAAP General Order. Effective **1 January 2015**, this NOA provides continued coverage for the Facility under the CAAP General Order to discharge to the San Joaquin River, superseding the previous NOA issued on 24 September 2012. CAAP General Order R5-2014-0161-025 and National Pollutant Discharge Elimination System (NPDES) Permit No. CAG135001 are assigned for this Facility. Administrative information for the Facility is provided in Enclosure A, a location map is provided in Enclosure B, a flow schematic is provided in Enclosure C, a Monitoring and Reporting Program is provided in Enclosure D, and approved aquaculture drugs and chemicals use in Enclosure E, which are included as part of this NOA. Please reference your CAAP General Order number **R5-2014-0161-025**, in all correspondences and submitted documents.

The CAAP General Order is enclosed and may also be viewed at the following web address: [http://www.waterboards.ca.gov/centralvalley/board\\_decisions/adopted\\_orders/](http://www.waterboards.ca.gov/centralvalley/board_decisions/adopted_orders/). You are urged to familiarize yourself with the contents of the entire CAAP General Order and this NOA. The Facility operations and discharges shall be managed in accordance with the requirements contained in the CAAP General Order, this NOA, and with the information submitted by the Discharger.

## **FACILITY INFORMATION/DISCHARGE DESCRIPTION**

The Facility, which is owned and operated by the Discharger, is approximately 20 miles northeast of Fresno in Section 7, T11S, R21E, MDB&M, as shown in Enclosure B, a part of this NOA. The Facility is a cold-water flow-through hatchery that includes an intake structure at the Friant Dam, multiple incubator trays, 124 aluminum and fiberglass rearing troughs, eight 600-foot long trout rearing ponds, two 400-foot concrete raceways, and a spawning house. Water from Millerton Lake at the Friant Dam is conveyed to the hatchery via a 44-inch pipeline. There are two intake valves used to deliver water to the Facility. A high valve located at the Friant/Kern Canal and a low valve at the base of the Friant Dam are both used to regulate the Facility's flow through water temperature, typically between 47°F and 56°F. Water is delivered to the Facility via an underground pipe and passes through an aerator tower to dispel noxious gases and to increase dissolved oxygen concentrations.

The Discharger currently raises approximately 530,000 pounds of rainbow trout, 4,000 pounds of Kokanee salmon, and 5,000 pounds of brook trout annually. The Facility uses approximately 70,000 pounds of food during the calendar month of maximum feeding (April) and approximately 650,000 pounds of feed annually. Prior to discharge to the San Joaquin River, the Facility's effluent is either sent to the worm farm ponds or to one of two main settling ponds. Wastewater from the settling ponds and worm farm is merged into a final settling pond and then discharged to the San Joaquin River immediately upstream of Lost Lake Park at Discharge Point 001: Latitude 36° 59' 50" S, Longitude 119° 43' 08" E.

A worm farm, operated by a private entity (John Weigand), operates in two of the settling ponds at the Facility. According to Mr. Weigand, the worm farm raises a subspecies of tubiflex called *Limbriculuis veragatis* at the Facility. The worms feed on the waste in the Facility's effluent; however, additional feed is periodically required. Mr. Weigand estimates that the worm farm uses a maximum of 1,000 pounds of catfish sinking pellets during the calendar month of maximum feeding. According to the Discharger and Mr. Weigand, no chemicals are used at the worm farm. Mr. Weigand also indicated that the worm farm harvests about 4,000 pounds of worms monthly. The effluent from the worm farm is discharged to the constructed wetlands and combines with the remainder of the Facility's effluent in the final settling pond before being discharged to the San Joaquin River. At this time, the worm farm does not meet the criteria to be considered a CAAP facility (per section 122.24 of Title 40 of Code of Federal Regulations) in and of itself. However, monitoring at Monitoring Location EFF-001 will monitor the final discharge of both the Facility and the worm farm to the San Joaquin River.

An interim rearing facility (Interim Facility) is also located adjacent to the San Joaquin Fish Hatchery. The Discharger is operating the Interim Facility to meet the needs of the San Joaquin River Restoration Program while a new full-scale Salmon Conservation and Research Facility is developed. The Interim Facility houses and rears Chinook salmon. The Interim Facility consists of a 500 square foot metal shed that houses several small fish tanks, egg incubation equipment, and two outdoor 16-foot circular tanks.

The Discharger provided supplemental material on 7 October 2014 and 18 November 2014 describing the Discharger's plans to add recirculation systems to the Interim Facility. According to the Discharger, the recirculation systems are necessary to meet the flow demands of the growing Interim Facility. The Interim Facility will contain nine water recirculation systems; including, two 96% water recirculation systems, two self-contained rearing units, and five water reuse systems. The water reuse systems recirculate approximately 70% of the water and contain a filtration system. According to the Discharger, adding the recirculation systems will not increase the total mass discharged from the Interim Facility, but will increase the effluent concentration. However, according to the Discharger, the total effluent from the Interim Facility makes up only 1.7% of the total San Joaquin Hatchery's

effluent. The effluent from the Interim Facility is mixed with the rest of the Facility's effluent in the settling ponds prior to being discharged to the San Joaquin River.

Table 1 below shows the predicted 5-year maximum annual harvestable fish production and the maximum monthly feed use for the Facility predicted by the Discharger in the 1 July 2014 Notice of Intent.

**Table 1. 5-Year Maximum Aquatic Animal Production and Feed Use**

Hatchery	5-Year Maximum Annual Harvestable Aquatic Animal Production (lbs)	Maximum Monthly Feed Use (lbs)
San Joaquin Fish Hatchery	Rainbow Trout – 550,000 lbs	70,000 lbs
	Brook Trout – 5,000 lbs	
	Kokanee Salmon – 4,000	

### INTAKE WATER CREDITS

The maximum reported influent concentration for copper exceeds the screening level specified in Table H-1 of the CAAP General Order. The Discharger, however, has demonstrated that the discharge from the Facility meets the conditions for granting intake water credits for copper. The source of the pollutant is the intake from the receiving water, which is the same receiving water the Facility discharges to. Based on the Discharger's priority pollutant sampling data collected between July 2009 to June 2012, the screening level for copper was exceeded in the intake water. However, the effluent concentrations do not exceed the intake concentrations nor the copper screening level, and the Discharger does not add copper in the process. Therefore, the water quality-based effluent limitations for copper have been established considering intake water credits.

### EFFLUENT LIMITATIONS

1. Effluent limitations are specified in Section V. Effluent Limitations and Discharge Specifications of the CAAP General Order. The following effluent limitations (Table 2) are applicable to this discharge and are contained in Sections V.A and V.B of the CAAP General Order:

**Table 2. Effluent Limitations**

Parameter	Units	Average Monthly Effluent Limitation	Maximum Daily Effluent Limitation
Formaldehyde	mg/L	0.65 <sup>1</sup>	1.3 <sup>1</sup>
Chlorine	mg/L	--	0.018
Copper, Total Recoverable	µg/L	--	1.6 <sup>2</sup>

<sup>1</sup> Compliance with the effluent limitations for formaldehyde may be evaluated using an estimated effluent concentration in lieu of effluent monitoring data. The estimated effluent concentration shall be calculated as described in the CAAP General Order (Section IX.A of Attachment C, Monitoring and Reporting Program).

<sup>2</sup> Copper effluent limitations required in accordance with the CAAP General Order, Section V.B.1.c, using a receiving water hardness of 5.6 mg/L (as CaCO<sub>3</sub>). However, an intake water credit has been granted for copper. Therefore, compliance with this limitation shall be in accordance with the intake water credits in CAAP General Order, Section V.A.2 (i.e., the monthly average total recoverable copper concentration and mass in the effluent shall not exceed the corresponding monthly average concentration and mass as measured in the influent).

2. In accordance with Section V.A.1.b. of the CAAP General Order, the Discharger shall minimize the discharge of Total Suspended Solids through the implementation of the best management practices established in Special Provision VII.C.3. of the CAAP General Order.

### RECEIVING WATER LIMITATIONS

The Facility's discharge to the San Joaquin River is within the Sacramento and San Joaquin River Basins, therefore, the receiving water limitations contained in the CAAP General Order for the Sacramento and San Joaquin River Basins are applicable to this discharge. In addition, the following receiving water limitations are applicable to this discharge based on site-specific water quality objectives contained in the Basin Plan for the Sacramento and San Joaquin River Basins.

1. **Electrical Conductivity.** The following electrical conductivity objective applies to the San Joaquin River from Friant Dam to Gravelly Ford:
  - i. Electrical conductivity shall not exceed 150  $\mu$ mhos/cm (90th percentile).

### OTHER REQUIREMENTS

1. The discharge from the Facility shall not exceed a monthly average flow of 24 million gallons per day (mgd).
2. The Discharger shall continue to electronically submit Self-Monitoring Reports (SMRs) using the State Water Resources Control Board's California Integrated Water Quality System (CIWQS) Program website ([http://www.waterboards.ca.gov/water\\_issues/programs/ciwqs](http://www.waterboards.ca.gov/water_issues/programs/ciwqs)). The CIWQS website will provide directions for SMR submittal in the event there will be service interruption for electronic submittal.
3. Aquaculture activities defined in the Code of Federal Regulations (40 C.F.R. 122.25(b)) will be subject to the annual fee for general NPDES permits and de minimus discharges that are regulated by individual or general NPDES permits, as described in Title 23 of the California Code of Regulations, Division 3, Chapter 9, Article 1, Section 2200(b)(9) for Category 3 discharges.
4. The CAAP General Order expires on **31 December 2019**. Only those CAAP facilities authorized to discharge and who submit a Notice of Intent **at least 180 days** prior to the expiration date of Order R5-2014-0161 will remain authorized to discharge under administratively continued permit conditions.
5. In accordance with section VII.C.3.a. of the CAAP General Order, the Discharger shall certify within 90 days from the issuance of this NOA that a Best Management Practices (BMP) Plan has been developed and is being implemented. To satisfy this requirement the Discharger shall submit a letter to the Central Valley Water Board certifying compliance with the BMP Plan requirements **by 20 April 2015**. The Discharger can develop a new BMP Plan or an existing BMP Plan may be modified for use under this requirement. The Discharger shall develop and implement the BMP Plan to prevent or minimize the generation and discharge of wastes and pollutants to waters of the United States and waters of the State and ensure disposal or land application of wastes is in compliance with applicable solid waste disposal regulations. The BMP Plan shall include a salinity evaluation and minimization plan to address salt treatments at the Facility. The Discharger shall review the BMP Plan annually and must amend the BMP Plan

whenever there is a change in the Facility or in the operation of the Facility which materially increases the generation of pollutants or their release or potential release to surface waters.

#### **ENFORCEMENT**

Failure to comply with the CAAP General Order may result in enforcement actions, which could include civil liability. Effluent limitation violations are subject to a Mandatory Minimum Penalty (MMP) of \$3,000 per violation. In addition, late monitoring reports may be subject to MMPs. When discharges do not occur during a quarterly report monitoring period, the Discharger must still submit a quarterly monitoring report indicating that no discharge occurred to avoid being subject to enforcement actions.

#### **COMMUNICATION**


All monitoring report submittals, notification of the beginning and end of discharge, and questions regarding compliance and enforcement shall be directed to Jill Walsh of the Central Valley Water Board's NPDES Compliance and Enforcement Unit. Ms. Walsh can be reached at (559) 445-5130 or [Jill.Walsh@waterboards.ca.gov](mailto:Jill.Walsh@waterboards.ca.gov).

Questions regarding the permitting aspects of this CAAP General Order, and written notification for termination of coverage under the CAAP General Order, shall be directed to Alex Mushegan of the Central Valley Water Board's NPDES Permitting Unit. Mr. Mushegan can be reached at (559) 488-4397 or [Alexander.Mushegan@waterboards.ca.gov](mailto:Alexander.Mushegan@waterboards.ca.gov).

Please note that the Central Valley Water Board is implementing a Paperless Office system. Therefore, all documents other than monitoring reports shall be converted to a searchable Portable Document Format (PDF) and submitted by email to [centralvalleyfresno@waterboards.ca.gov](mailto:centralvalleyfresno@waterboards.ca.gov). Documents that are 50 MB or larger should be transferred to a CD, DVD, or flash drive and mailed to our office, attention "ECM Mailroom".

Any person aggrieved by this action of the Central Valley Water Board may petition the State Water Resources Control Board to review the action in accordance with California Water Code section 13320 and California Code of Regulations, title 23, sections 2050 and following. The State Water Resources Control Board must receive the petition by 5:00 p.m., 30 days after the date of this NOA, except that if the thirtieth day following the date of this Order falls on a Saturday, Sunday, or state holiday, the petition must be received by the State Water Resources Control Board by 5:00 p.m. on the next business day.

Copies of the law and regulations applicable to filing petitions may be found on the Internet at: [http://www.waterboards.ca.gov/public\\_notices/petitions/water\\_quality](http://www.waterboards.ca.gov/public_notices/petitions/water_quality) or will be provided upon request.



*for* Pamela C. Creedon  
Executive Officer

Enclosures: (see next page)

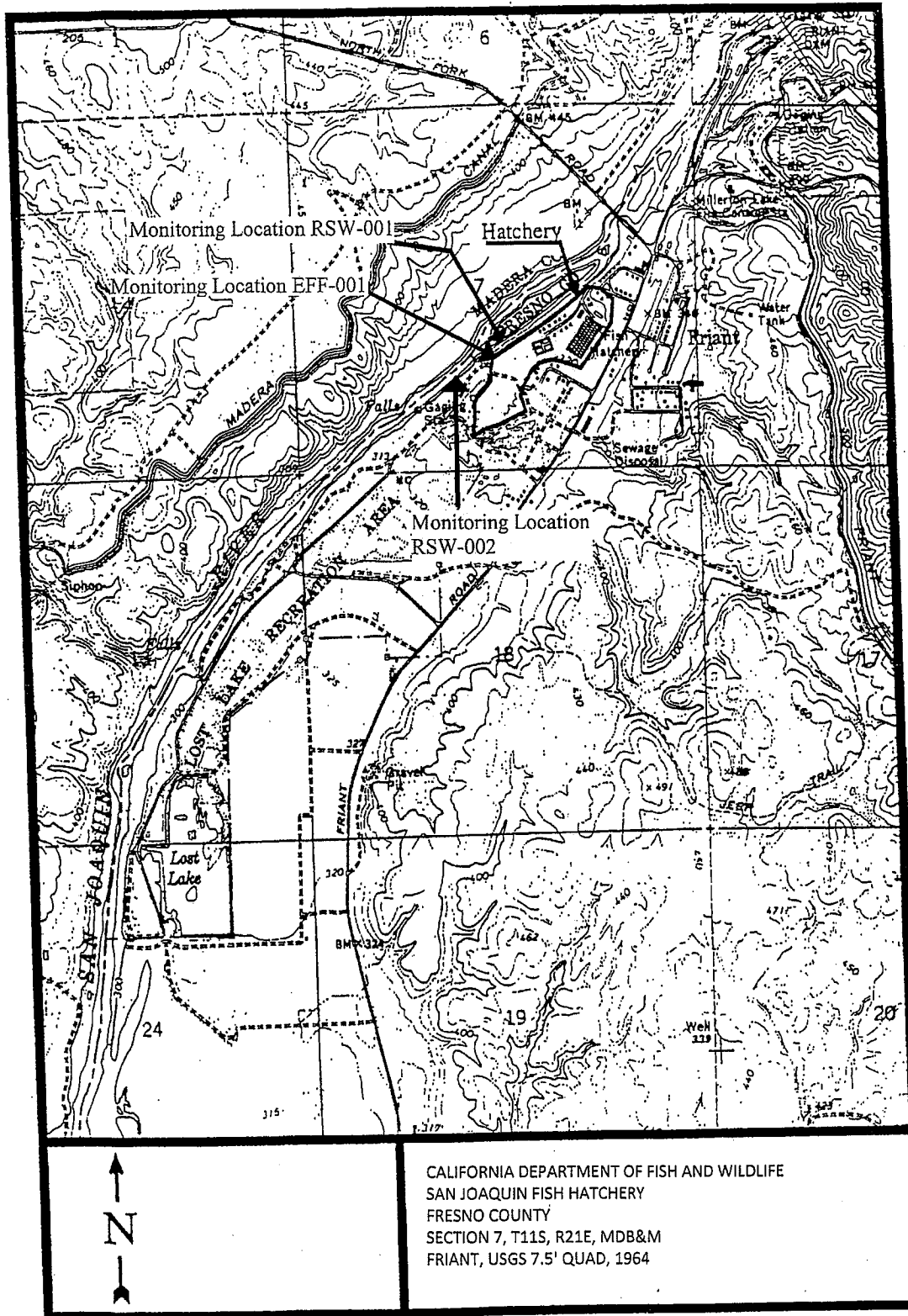
- 1) Enclosure A – Administrative Information
- 2) Enclosure B – Location Map
- 3) Enclosure C – Flow Schematic
- 4) Enclosure D – Monitoring and Reporting Program
- 5) Enclosure E – Approved Aquaculture Drug and Chemical Use
- 6) CAAP General Order R5-2014-0161 (Discharger only)

cc: David Smith, U.S. EPA, Region IX, San Francisco (via email)  
Phil Isorena, State Water Resources Control Board, Sacramento (via email)  
Terry Jackson, California Department of Fish and Wildlife, Rancho Cordova (via email)  
Greg Paape, San Joaquin Fish Hatchery, Friant, CA

**ENCLOSURE A – ADMINISTRATIVE INFORMATION**

<b>Name of Facility</b>	San Joaquin Fish Hatchery
<b>Type of Facility</b>	Cold Water Concentrated Aquatic Animal Production Facility, SIC Code 0921
<b>WDID</b>	5D100804002
<b>General Order NOA Enrollee Number</b>	R5-2014-0161-025
<b>Discharger</b>	California Department of Fish and Wildlife
<b>Facility Address</b>	17372 Brook Trout Drive Friant, CA 93626
<b>Land Owner (Address)</b>	California Department of Fish and Wildlife 1234 East Shaw Ave. Fresno, CA 93710
<b>Facility Contact, Title and Phone</b>	Greg Kollenborn, Senior Hatchery Supervisor 559-243-4041 ext. 257 Greg Paape, Hatchery Manager 559-822-2374
<b>Authorized Person to Sign and Submit Reports</b>	Greg Kollenborn, Senior Hatchery Supervisor Greg Paape, Hatchery Manager
<b>Mailing Address</b>	1234 East Shaw Ave. Fresno, CA 93710 (Contact: Greg Kollenborn)
<b>Billing Address</b>	1234 East Shaw Ave. Fresno, CA 93710 (Contact: Greg Kollenborn)
<b>Total Weight Produced (Annual)</b>	539,000 lbs
<b>Major or Minor Facility</b>	Minor
<b>Threat to Water Quality</b>	2
<b>Complexity</b>	B
<b>Facility Permitted Flow</b>	24 million gallons per day (mgd)
<b>Watershed</b>	San Joaquin River Basin
<b>Receiving Water</b>	San Joaquin River
<b>Receiving Water Type</b>	Inland surface water

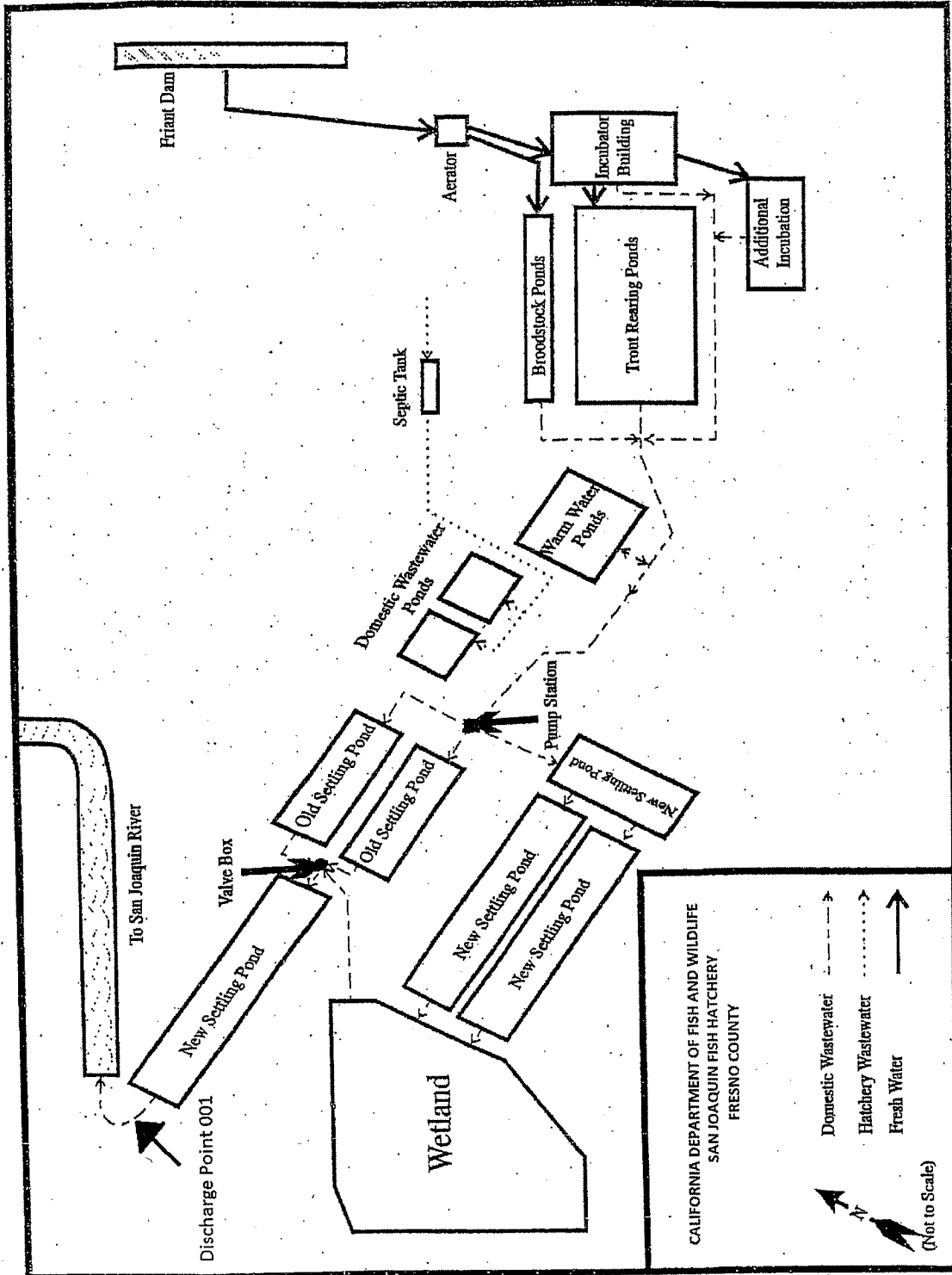
**ENCLOSURE B – LOCATION MAP**





Enclosure C – Flow Schematic  
 San Joaquin Fish Hatchery

**ENCLOSURE C – FLOW SCHEMATIC**



**ENCLOSURE D – MONITORING AND REPORTING PROGRAM**

The Discharger is required to comply with the monitoring and reporting requirements contained in the CAAP General Order, Attachment C – Monitoring and Reporting Program. To the extent the CAAP General Order, Attachment C requires the NOA to specify certain requirements, this Enclosure D provides such specificity. This Enclosure D also provides a summary of various other requirements in Attachment C of the CAAP General Order.

This Facility is the category of production of greater than 100,000 pounds of aquatic animals produced per year. Tables D-2, D-3, and D-4 below are based on the monitoring in the CAAP General Order, Attachment C for facilities producing greater than 100,000 pounds of aquatic animals produced per year (Attachment C – Sections III.A, IV.A.1, and VIII.C).

**A. Monitoring Locations.** The monitoring locations are defined as follows in Table D-1 below and a flow schematic showing the site-specific monitoring locations is provided in Enclosure C to this NOA.

**Table D-1. Monitoring Locations**

Discharge Point Name	Monitoring Location Name	Monitoring Location Description
--	INF-001	Location where representative samples of the Facility's influent can be obtained prior to entering the Facility.
001	EFF-001	Location where representative samples of the Facility's effluent can be obtained prior to discharge to the San Joaquin River at Discharge Point 001
--	RSW-001	Approximately 100 feet <b>upstream</b> from Discharge Point 001 in the San Joaquin River
--	RSW-002	Approximately 300 feet <b>downstream</b> from Discharge Point 001 in the San Joaquin River

**B. Influent Monitoring Requirements.** The Discharger shall monitor the influent to the Facility at Monitoring Location INF-001 as follows:

**Table D-2. Influent Monitoring**

Parameter	Units	Sample Type	Minimum Sampling Frequency	Required Analytical Test Method
Flow	mgd	Meter <sup>1</sup>	Continuously	--
pH	S.U.	Grab	1/Month <sup>3</sup>	2
Electrical Conductivity @ 25°C	µmhos/cm	Grab	1/Month <sup>3</sup>	2
Copper, Total Recoverable	µg/L	Grab	1/Month during CuSO <sub>4</sub> use <sup>3</sup>	2,4
Hardness (as CaCO <sub>3</sub> )	mg/L	Grab	1/Month during CuSO <sub>4</sub> use <sup>3</sup>	2
Total Suspended Solids	mg/L	Grab	1/Month <sup>3</sup>	2

<sup>1</sup> Influent flow shall be monitored continuously using either a flow measurement device or method as required by CAAP General Order, Attachment C, Section I.E.

<sup>2</sup> Pollutants shall be analyzed using the analytical methods described in 40 C.F.R. Part 136.

<sup>3</sup> Samples shall be collected approximately at the same time as effluent samples.

<sup>4</sup> The maximum reporting level required for copper is 0.5 µg/L based on Section 2.4.2 and Appendix 4 of the SIP.

**C. Effluent Monitoring Requirements.** The Discharger shall monitor treated wastewater at Monitoring Locations EFF-001 as follows:

**Table D-3. Effluent Monitoring**

Parameter	Units	Sample Type	Minimum Sampling Frequency	Required Analytical Test Method
Flow	mgd	Flow Measurement Device <sup>1</sup>	1/Week	--
Total Suspended Solids (TSS)	mg/L	Grab	1/Month	2
Net TSS (effluent minus influent)	mg/L	Net Calculation	1/Month	--
Turbidity	NTU	Grab	1/Month	2
pH	S.U.	Grab	1/Month <sup>4</sup>	2
Electrical Conductivity @ 25°C	µmhos/cm	Grab	1/Month <sup>3,7</sup>	2
Copper, Total Recoverable	µg/L	Grab	1/Month during CuSO <sub>4</sub> use <sup>4,7</sup>	2
Hardness (as CaCO <sub>3</sub> )	mg/L	Grab	1/Month during CuSO <sub>4</sub> use <sup>4</sup>	2
Formaldehyde	mg/L	Grab <sup>5</sup>	1/Month during formalin use <sup>5,7</sup>	2
Chlorine	mg/L	Grab	1/Quarter during chlorine use <sup>7</sup>	2, 6

- <sup>1</sup> Effluent flow shall be monitored weekly using either a flow measurement device or method as required by CAAP General Order, Attachment C, Section I.E. The Discharger may use the corresponding weekly-recorded influent flow to determine the effluent flow from the Facility to the San Joaquin River.
- <sup>2</sup> Pollutants shall be analyzed using the analytical methods described in 40 C.F.R. Part 136.
- <sup>3</sup> Samples shall be collected monthly. If sodium chloride is used, the monthly monitoring of electrical conductivity shall be conducted during treatment.
- <sup>4</sup> The maximum reporting level required for copper is 0.5 µg/L based on Section 2.4.2 and Appendix 4 of the SIP. The monthly sample shall be collected during the time of peak discharge of copper, at least one hour after start of treatment. Effluent hardness and pH shall be measured at the same time as total recoverable copper.
- <sup>5</sup> Estimated concentrations of formaldehyde may be reported in lieu of analytical monitoring during Formalin use. See CAAP General Order, Attachment C, Section IX.A for calculation procedures. If analytical monitoring is conducted, when Formalin is added to the waters of the Facility, formaldehyde concentration shall be measured during time of peak discharge of Formalin, at least one hour after start of treatment.
- <sup>6</sup> Total chlorine residual must be monitored with a method sensitive to and accurate at the permitted level of 0.018 mg/L.
- <sup>7</sup> Per Section IX.A of the CAAP General Order, the discharger shall report all aquaculture drug and chemical use as part of the Monthly Drug and Chemical Use Report that is submitted on a quarterly basis.

**D. Receiving Water Monitoring Requirements.** Receiving water samples shall be collected from Monitoring Locations RSW-001 and RSW-002 as follows:

**Table D-4. Receiving Water Monitoring**

Parameter	Units	Sample Type	Minimum Sampling Frequency	Required Analytical Test Method
Dissolved Oxygen	mg/L	Grab	1/Month	1
Temperature	°C	Grab	1/Month	1
Turbidity	NTU	Grab	1/Month	1
pH	S.U.	Grab	1/Month	1
Electrical Conductivity @ 25°C	µmhos/cm	Grab	1/Month	1
Hardness (as CaCO <sub>3</sub> )	mg/L	Grab	1/Month during CuSO <sub>4</sub> use <sup>2</sup>	1

<sup>1</sup> Pollutants shall be analyzed using the analytical methods described in 40 C.F.R. Part 136.

<sup>2</sup> When copper sulfate is added to waters of the facility, hardness (as CaCO<sub>3</sub>) shall be measured monthly during treatment.

In conducting the receiving water sampling, a log shall be kept of the receiving water conditions. Attention shall be given to the presence or absence of:

- a. Floating or suspended matter
- b. Discoloration
- c. Bottom deposits
- d. Aquatic life
- e. Visible films, sheens, or coatings
- f. Fungi, slimes, or objectionable growths
- g. Potential nuisance conditions

Notes on receiving water conditions shall be summarized in the monitoring report.

**E. Land Discharge Monitoring Requirements.** The Discharger shall conduct septic tank and leachfield inspections annually and report the findings in the annual self-monitoring reports (due **1 February, annually**) in accordance with CAAP General Order, Attachment C, Section VI.A.

**F. Monthly Drug and Chemical Use Report.** The Discharger shall develop a monthly drug and chemical use report in accordance with CAAP General Order, Attachment C, Section IX.A describing all aquaculture drugs or chemicals used at the Facility. The report shall be submitted with the quarterly self-monitoring reports.

**G. Annual Feeding and Production Report.** The Discharger shall develop an annual feeding and production report in accordance with CAAP General Order, Attachment C, Section IX.C. The report shall be submitted **annually by 28 February** and include 1) monthly food usage in pounds for each calendar month for the previous year, and 2) annual production of aquatic animals in pounds per year for the previous year.

**H. Priority Pollutant Metals Monitoring.** In accordance with CAAP General Order, Attachment C, Section IX.B. The Discharger shall monitor the effluent (Monitoring Location EFF-001) and the upstream receiving water (Monitoring Location RSW-001) for the metals listed in Table G-1 of the

CAAP General Order, once during the term of Order R5-2014-0161. **The monitoring shall occur after 1 January 2018, but no later than 1 July 2019.** The discharger shall electronically submit the priority pollutants metals monitoring results using the State Water Board's California Integrated Water Quality System (CIWQS) Program Web site ([http://www.waterboards.ca.gov/water\\_issues/programs/ciwqs](http://www.waterboards.ca.gov/water_issues/programs/ciwqs)), **within 60 days of the final sampling event.** Refer to CAAP General Order, Attachment G for the specific monitoring requirements.

**REPORTING REQUIREMENTS**

Monitoring in accordance with the CAAP General Order shall begin on **20 January 2015**. Self-monitoring reports (SMRs) are required to be submitted quarterly and annually. The Discharger shall comply with the reporting requirements specified in CAAP General Order, Attachment C, Section X. The first SMR required under the renewed CAAP General Order is due 1 May 2015, and shall include monitoring conducted from 20 January 2015 through 31 March 2015. Table D-5, below, summarizes the SMR due dates required under the CAAP General Order. Quarterly monitoring reports must be submitted until your coverage is formally terminated in accordance with the CAAP General Order, even if there is no discharge during the reporting quarter.

**Table D-5. SMRs required in the Monitoring and Reporting Program (Attachment C, CAAP General Order)**

Sampling Frequency	Monitoring Period Begins On...	Monitoring Period	SMR Due Date
1/Month	20 January 2015	First day of calendar month through last day of calendar month	1 May (1 Jan – 31 Mar) 1 Aug (1 Apr – 30 Jun) 1 Nov (1 Jul – 30 Sep) 1 Feb of following year (1 Oct – 31 Dec)
1/Quarter	20 January 2015	1 January through 31 March 1 April through 30 June 1 July through 30 September 1 October through 31 December	1 May 1 Aug 1 Nov 1 February of following year
1/Year	20 January 2015	January 1 through December 31	1 February of following year

In the event the Discharger does not comply or will be unable to comply for any reason, with any prohibition, maximum daily effluent limitation, or receiving water limitation of the CAAP General Order, the Discharger shall notify the Central Valley Water Board by telephone at (559) 445-5116 within 24 hours of having knowledge of such noncompliance, and shall confirm this notification in writing within five days, unless the Central Valley Water Board waives confirmation. The written notification shall state the nature, time, duration, and cause of noncompliance, and shall describe the measures being taken to remedy the current noncompliance and prevent recurrence including, where applicable, a schedule of implementation. Other noncompliance requires written notification as above at the time of the normal self-monitoring report.

**ENCLOSURE E – APPROVED AQUACULTURE DRUGS AND CHEMICALS USE**

The following drugs and chemicals are used at the Facility to treat fish for parasites, fungi, and bacteria, as well as to clean rearing raceways to reduce the spread of disease among the confined fish population.

Drug or Chemical	Maximum Daily Amount Used	Method of Application	Maximum Amount in Effluent
Acetic Acid	500 – 1,000 ppm	Dip in container	Not discharged
Amoxicillin trihydrate	40 mg/kg of fish	Injected	Negligible
Carbon dioxide gas	variable	Injected into tank	Unknown
Chloramine T	20 ppm/1 hr/raceway	Drip	1.3 ppm
Erythromycin	40 mg/kg of fish	Injected	Negligible
Florfenicol	15 mg/kg of feed	In feed	Negligible
Hydrogen peroxide	100 ppm	Drip	6.4 ppm with no breakdown of chemical
Iodine	100 ppm	Egg bath in 5 gal bucket	Not discharged
Oxytetracycline HCL	100 ppm	Bath in tanks	0.22 ppm
Penicillin G	150 IU/mL	6 hr bath in tanks	0.33 IU/mL
Potassium permanganate	2 ppm/1 hr/raceway	Drip	0.13 ppm
Romet-30	50 mg/kg of feed	In feed	Negligible
Sodium bicarbonate	Variable (142-642 mg/L for 5 mins)	Bath in tank	Unknown
Sodium chloride	3% (19 lbs/ 66 gal tank)	Added directly to head	65 ppm
SLICE (emamectin benzoate)	In feed	In feed	Negligible
Tricaine methanesulfonate (MS-222)	40 ppm in container	In container	Not discharged