

**CALIFORNIA REGIONAL WATER QUALITY CONTROL BOARD
LOS ANGELES REGION**

320 W. 4th Street, Suite 200, Los Angeles, California 90013
Phone (213) 576-6600 • Fax (213) 576-6640
<http://www.waterboards.ca.gov/losangeles>

**ORDER No. R4-2017-XXXX
NPDES NO. CA0059013**

**WASTE DISCHARGE REQUIREMENTS
FOR THE LUBRICATING SPECIALTIES COMPANY,
PICO RIVERA FACILITY
DISCHARGE TO RIO HONDO REACH 2**

The following Discharger is subject to waste discharge requirements (WDRs) set forth in this Order:

Table 1. Discharger Information

Discharger	Lubricating Specialties Company
Name of Facility	Pico Rivera Facility
Facility Address	8015 Paramount Boulevard
	Pico Rivera, California 90660
	Los Angeles County

Table 2. Discharge Location

Discharge Point	Effluent Description	Discharge Point Latitude (North)	Discharge Point Longitude (West)	Receiving Water
001	Treated Storm Water	33.9721°	-118.1165°	Rio Hondo Reach 2

Table 3. Administrative Information

This Order was adopted on:	October 5, 2017
This Order shall become effective on:	December 1, 2017
This Order shall expire on:	November 30, 2022
The Discharger shall file a Report of Waste Discharge as an application for reissuance of WDRs in accordance with title 23, California Code of Regulations, and an application for reissuance of a National Pollutant Discharge Elimination System (NPDES) permit no later than:	180 days prior to the Order expiration date
The U.S. Environmental Protection Agency (U.S. EPA) and the California Regional Water Quality Control Board, Los Angeles Region have classified this discharge as follows:	MINOR

I, Samuel Unger, Executive Officer, do hereby certify that this Order with all attachments is a full, true, and correct copy of the Order adopted by the California Regional Water Quality Control Board, Los Angeles Region, on **October 5, 2017**.

Samuel Unger, P.E., Executive Officer

**T
E
N
T
A
T
I
V
E**

CONTENTS

I. Facility Information 3
 II. Findings 3
 III. Discharge Prohibitions 3
 IV. Effluent Limitations and Discharge Specifications 4
 A. Effluent Limitations – Discharge Point 001 4
 1. Final Effluent Limitations – Discharge Point 001 4
 B. Land Discharge Specifications – Not Applicable 7
 C. Recycling Specifications – Not Applicable 7
 V. Receiving Water Limitations 7
 A. Surface Water Limitations 7
 B. Groundwater Limitations – Not Applicable 8
 VI. Provisions 8
 A. Standard Provisions 8
 B. Monitoring and Reporting Program (MRP) Requirements 10
 C. Special Provisions 10
 1. Reopener Provisions 10
 2. Special Studies, Technical Reports and Additional Monitoring Requirements 11
 3. Best Management Practices and Storm Water Pollution Prevention 12
 4. Construction, Operation and Maintenance Specifications 14
 5. Other Special Provisions – Not Applicable 14
 6. Compliance Schedules – Not Applicable 14
 VII. Compliance Determination 14

TABLES

Table 1. Discharger Information 1
 Table 2. Discharge Location 1
 Table 3. Administrative Information 1
 Table 4. Effluent Limitations at Discharge Point 001 4

ATTACHMENTS

Attachment A – Definitions A-1
 Attachment B – Maps B-1
 Attachment C-1 – Facility Flow Schematics C-1
 Attachment C-2 – Facility Drainage Map C-2
 Attachment D – Standard Provisions D-1
 Attachment E – Monitoring and Reporting Program (CI-6521) E-1
 Attachment F – Fact Sheet F-1
 Attachment G – Storm Water Pollution Prevention Plan Requirements G-1
 Attachment H – State Water Board Minimum Levels (micrograms/liter (µg/L)) H-1
 Attachment I – List of Priority Pollutants I-1
 Attachment J – Summary Of Effluent Limitation Calculations J-1

**T
E
N
T
A
T
I
V
E**

I. FACILITY INFORMATION

Information describing Lubricating Specialties Company, Pico Rivera Facility (Facility) is summarized in Table 1 and in Sections I and II of the Fact Sheet (Attachment F). Section I of the Fact Sheet also includes information regarding the Facility's permit application.

II. FINDINGS

The California Regional Water Quality Control Board, Los Angeles Region (Regional Water Board), finds:

- A. Legal Authorities.** This Order serves as waste discharge requirements (WDRs) pursuant to article 4, chapter 4, division 7 of the California Water Code (commencing with section 13260). This Order is also issued pursuant to section 402 of the federal Clean Water Act (CWA) and implementing regulations adopted by the U.S. EPA and chapter 5.5, division 7 of the Water Code (commencing with section 13370). It shall serve as a National Pollutant Discharge Elimination System (NPDES) permit authorizing the Discharger to discharge into waters of the United States at the discharge location described in Table 2 subject to the WDRs in this Order.
- B. Background and Rationale for Requirements.** The Regional Water Board developed the requirements in this Order based on information submitted as part of the application, through monitoring and reporting programs, and other available information. The Fact Sheet (Attachment F), which contains background information and rationale for the requirements in this Order, is hereby incorporated into and constitutes Findings for this Order. Attachments A through E and G through J are also incorporated into this Order.
- C. Provisions and Requirements Implementing State Law.** The provisions/requirements in subsections IV.B, IV.C, and V.B are included to implement state law only. These provisions/requirements are not required or authorized under the federal CWA; consequently, violations of these provisions/requirements are not subject to the enforcement remedies that are available for NPDES violations.
- D. Notification of Interested Parties.** The Regional Water Board has notified the Discharger and interested agencies and persons of its intent to prescribe WDRs for the discharge and has provided them with an opportunity to submit their written comments and recommendations. Details of the notification are provided in the Fact Sheet.
- E. Consideration of Public Comment.** The Regional Water Board, in a public meeting, heard and considered all comments pertaining to the discharge. Details of the Public Hearing are provided in the Fact Sheet.

THEREFORE, IT IS HEREBY ORDERED that this Order supersedes Order No. R4-2011-0176 except for enforcement purposes, and, in order to meet the provisions contained in division 7 of the Water Code (commencing with section 13000) and regulations adopted thereunder, and the provisions of the CWA and regulations and guidelines adopted thereunder, the Discharger is authorized to discharge from the identified Facility and outfalls into waters of the United States, and shall comply with the requirements in this Order. This action in no way prevents the Regional Water Board from taking enforcement action for violations of the previous Order.

III. DISCHARGE PROHIBITIONS

- A.** Wastes discharged at Discharge Point 001 shall be limited to a maximum of 0.258 million gallons per day (MGD) of treated storm water only as described in the Fact Sheet (Attachment F). The discharge of non-storm water (process wastewater, including boiler condensates) and wastes from accidental spills or other sources is prohibited.

T
E
N
T
A
T
I
V
E

- B. Discharges of water, materials, thermal wastes, elevated temperature wastes, toxic wastes, deleterious substances, truck wash water, or wastes other than those authorized by this Order, to a storm drain system, the Rio Hondo, or other waters of the State, are prohibited.
- C. Neither the treatment nor the discharge of pollutants shall create pollution, contamination, or a nuisance as defined by section 13050 of the Water Code.
- D. Wastes discharged shall not contain any substances in concentrations toxic to human, animal, plant, or aquatic life.
- E. The discharge shall not cause a violation of any applicable water quality standards for receiving waters adopted by the Regional Water Board or the State Water Resources Control Board (State Water Board) as required by the federal CWA and regulations adopted thereunder.
- F. The discharge of oil or any residuary product of petroleum to waters of the State, except in accordance with the waste discharge requirements or other provisions of Division 7 of the Water Code, is prohibited.
- G. The discharge of any radiological, chemical, or biological warfare agent into the waters of the state is prohibited under Water Code section 13375.
- H. The discharge of any product registered under the Federal Insecticide, Fungicide, and Rodenticide Act to any waste stream which may ultimately be released to waters of the United States, is prohibited unless specifically authorized elsewhere in this permit or another NPDES permit. This requirement is not applicable to products used for lawn and agricultural purposes.
- I. The discharge of any waste resulting from the combustion of toxic or hazardous wastes to any waste stream that ultimately discharges to waters of the United States is prohibited, unless specifically authorized elsewhere in this permit.
- J. Any discharge of wastes at any point(s) other than specifically described in this Order is prohibited, and constitutes a violation of the Order.
- K. The discharge of trash to surface waters of the State or the deposition of trash where it may be discharged into surface waters of the State is prohibited.

T
E
N
T
A
T
I
V
E

IV. EFFLUENT LIMITATIONS AND DISCHARGE SPECIFICATIONS

A. Effluent Limitations – Discharge Point 001

1. Final Effluent Limitations – Discharge Point 001

- a. The Discharger shall maintain compliance with the following effluent limitations individually at Discharge Point 001, with compliance measured at Monitoring Location EFF-001 as described in the Monitoring and Reporting Program (Attachment E):

Table 4. Effluent Limitations at Discharge Point 001

Parameter	Units	Effluent Limitations			
		Average Monthly	Maximum Daily	Instantaneous Minimum	Instantaneous Maximum
Conventional Pollutants					
Biochemical Oxygen Demand (BOD ₅) (5-day@20 deg. C)	mg/L	--	30	--	--
	lbs/day ¹	--	65	--	--

Parameter	Units	Effluent Limitations			
		Average Monthly	Maximum Daily	Instantaneous Minimum	Instantaneous Maximum
Oil and Grease	mg/L	--	15	--	--
	lbs/day ¹	--	32	--	--
pH	standard units	--	--	6.5	8.5
Total Suspended Solids (TSS)	mg/L	--	75		--
	lbs/day ¹	--	160		--
Non-Conventional Pollutants					
Ammonia, Total (as N) ²	mg/L	2.3	10.1	--	--
	lbs/day ¹	4.9	22	--	--
Chronic Toxicity ³	Pass or Fail and % Effect (for TST Statistical Approach)	--	Pass or % Effect < 50	--	--
<i>Escherichia coli</i> (<i>E. coli</i>)	MPN or CFU/100 mL	4		--	--
Nitrate Nitrogen, Total (as N) ²	mg/L	8.0	--	--	--
	lbs/day ¹	17	--	--	--
Nitrite Nitrogen, Total (as N) ²	mg/L	1.0	--	--	--
	lbs/day ¹	2.2	--	--	--
Nitrite Plus Nitrate, Total (as N) ²	mg/L	8.0	--	--	--
	lbs/day ¹	17	--	--	--
Settleable Solids	ml/L	--	0.3	--	--
Temperature	°F	--	--	--	86
Turbidity	NTU	--	75	--	--
Total Petroleum Hydrocarbons (TPH) ⁵	µg/L	--	100	--	--
	lbs/day ¹	--	0.22	--	--
Priority Pollutants					
Arsenic, Total Recoverable	µg/L	--	10	--	--
	lbs/day ¹	--	0.022	--	--
Cadmium, Total Recoverable (Dry Weather) ⁶	µg/L	--	4.2	--	--
	lbs/day ¹	--	0.0090	--	--
Cadmium, Total Recoverable (Wet Weather) ^{7,8}	µg/L	--	3.1	--	--
	lbs/day ¹	--	0.0067	--	--
Copper, Total Recoverable (Dry Weather) ^{6,7,9}	µg/L	--	100	--	--
	lbs/day ¹	--	0.22	--	--
Copper, Total Recoverable (Wet Weather) ^{7,8}	µg/L	--	67	--	--
	lbs/day ¹	--	0.14	--	--
Lead, Total Recoverable, Dry Weather ^{6,7,10}	µg/L	--	9.0	--	--
	lbs/day ¹	--	0.019	--	--

TENTATIVE

Parameter	Units	Effluent Limitations			
		Average Monthly	Maximum Daily	Instantaneous Minimum	Instantaneous Maximum
Lead, Total Recoverable, Wet Weather ^{7,8,10}	µg/L	--	62	--	--
	lbs/day ¹	--	0.13	--	--
Mercury, Total Recoverable	µg/L	--	0.10	--	--
	lbs/day ¹	--	0.00022	--	--
Selenium, Total Recoverable	µg/L	--	8.2	--	--
	lbs/day ¹	--	0.018	--	--
Zinc, Total Recoverable, Dry Weather ^{6,7}	µg/L	--	131	--	--
	lbs/day ¹	--	0.28	--	--
Zinc, Total Recoverable, Wet Weather ^{7,8}	µg/L	--	159	--	--
	lbs/day ¹	--	0.34	--	--
Cyanide, Total (as CN)	µg/L	--	8.5	--	--
	lbs/day ¹	--	0.018	--	--
Bis(2-ethylhexyl) Phthalate	µg/L	--	4.0	--	--
	lbs/day ¹	--	0.0086	--	--

- ¹ Mass loading limitations are based on the maximum flow at Discharge Point 001 (0.258 million gallons per day (MGD)) and are calculated as follows:

$$\text{Flow (MGD)} \times \text{Concentration (mg/L)} \times 8.34 \text{ (conversion factor)} = \text{lbs/day.}$$
- ² The MDEL for ammonia and AMEL for ammonia, nitrite, nitrate, and total nitrate and nitrite as nitrogen are based on their respective WLAs as included in the Los Angeles River Nutrients TMDL. The 1-hour average WLA for ammonia is translated into MDEL in accordance to the Los Angeles River Nutrients TMDL. The 30-day average WLAs for ammonia, nitrite, nitrate, and total nitrate plus nitrite in the TMDL are translated into AMELs to ensure the protection of aquatic life.
- ³ The maximum daily effluent limitation (MDEL) shall be reported as "Pass" or "Fail" and "% Effect". The MDEL is exceeded when a toxicity test results in a "Fail," and the percent effect is greater than or equal to 0.50. Report "Pass" or "Fail" and "% Effect" for Maximum Daily Effluent Limitation (MDEL).
- ⁴ The Los Angeles River Bacteria TMDL contains WLAs of zero days of allowable exceedances of the single sample target of 235/100mL *E. coli* for both dry and wet weather (defined as days with 0.1 inch of rain or greater and the three days following the rain event) and no exceedances of the geometric mean TMDL numeric target of 126/100 mL *E.coli* for general and individual NPDES permits. The calculation of the rolling 30-day geometric mean requires a statistically sufficient number of samples (generally, at least five equally spaced samples over a 30-day period).
- ⁵ TPH equals the sum of TPH gasoline (C₄-C₁₂), TPH diesel (C₁₃-C₂₂), and TPH waste oil (C₂₃₊).
- ⁶ Dry weather effluent limitations are applicable when flow in the Los Angeles River at the Wardlow stream gauge station (F319-R) is less than 500 cfs.
- ⁷ The effluent limitations are based on the Los Angeles River Metals TMDL WLAs using the CTR-SIP procedures.
- ⁸ The wet weather effluent limitations apply when the maximum daily flow in the Los Angeles River at Wardlow gauge station (F319-R) is greater than or equal to 500 cubic feet per second (cfs).
- ⁹ Dry weather effluent limitation for copper is developed based on treatment performance of the Facility, using the 99th percentile of effluent data collected from January 2012 through March 2017.
- ¹⁰ Effluent limitations for lead are retained from Order No. R4-2011-0176. The WLAs included for lead in Resolution No. R15-004 (most recent amendment of the Los Angeles River Metals TMDL) are based on site-specific recalculations of the lead water quality objectives, which are less stringent than the Federal promulgated CTR. Consistent with 40 C.F.R. section 131.21(c), this Order retained the effluent limitations from Order No. R4-2011-0176 that were derived from the lead WLAs included in previous amendments of the Los Angeles River Metals TMDL, which were developed based on the more stringent Federal promulgated CTR criteria.

T
E
N
T
A
T
I
V
E

B. Land Discharge Specifications – Not Applicable

C. Recycling Specifications – Not Applicable

V. RECEIVING WATER LIMITATIONS

A. Surface Water Limitations

The discharge shall not cause the following in the Rio Hondo:

1. The pH of the Rio Hondo shall not be depressed below 6.5 or raised above 8.5 as a result of the waste discharge. Ambient pH levels shall not be changed more than 0.5 units from natural conditions as a result of the waste discharge. Natural conditions shall be determined on a case-by-case basis.
2. Surface water temperature to rise greater than 5° F above the natural temperature of the receiving waters at any time or place. At no time shall the temperature be raised above 80° F as a result of waste discharged.
3. The mean annual concentration of dissolved oxygen shall be greater than 7 mg/L, and no single determination shall be less than 5.0 mg/L except when natural conditions cause lesser concentrations. Natural conditions shall be determined on a case-by-case basis.
4. Water Contact Standards
In fresh water designated for water contact recreation (REC-1), the waste discharged shall not cause the following bacterial standards to be exceeded in the receiving water.
 - a. Geometric Mean Limit
 1. *E. coli* density shall not exceed 126/100 mL.
 - b. Single Sample Limit
 1. *E. coli* density shall not exceed 235/100 mL.
5. Exceedance of the total ammonia (as N) concentrations specified in the 1994 Basin Plan and its amendments (including Resolutions Nos. 2002-011, 2005-014, and 2007-005).
6. The presence of visible, floating, suspended or deposited macroscopic particulate matter or foam.
7. Where natural turbidity is between 0 to 50 NTU, increases in turbidity shall not exceed 20%. Where natural turbidity is greater than 50 NTU, increases in turbidity shall not exceed 10%.
8. Oils, greases, waxes, or other materials in concentrations that result in a visible film or coating on the surface of the receiving water or on objects in the water.
9. Suspended or settleable materials, chemical substances or pesticides in amounts that cause nuisance or adversely affect any designated beneficial use.
10. Toxic or other deleterious substances in concentrations or quantities which cause deleterious effects on aquatic biota, wildlife, or waterfowl or render any of these unfit for human consumption either at levels created in the receiving waters or as a result of biological concentration.
11. Accumulation of bottom deposits or aquatic growths.
12. The presence of substances that result in increases of BOD that adversely affect beneficial uses.

**T
E
N
T
A
T
I
V
E**

13. Taste or odor-producing substances in concentrations that alter the natural taste, odor, and/or color of fish, shellfish, or other edible aquatic resources; cause nuisance; or adversely affect beneficial uses.
14. Alteration of turbidity, or apparent color beyond present natural background levels.
15. Damage, discolor, or formation of sludge deposits on flood control structures or facilities, or overloading of the design capacity.
16. Degradation of surface water communities and populations including vertebrate, invertebrate, and plant species.
17. Problems associated with breeding of mosquitoes, gnats, black flies, midges, or other pests.
18. Nuisance or adversely affect beneficial uses of the receiving water, including biostimulatory substances at concentrations that promote aquatic growth to the extent that such growth causes nuisance or adversely affects beneficial uses.
19. Violation of any applicable water quality standards for receiving waters adopted by the Regional Water Board or State Water Board. If more stringent applicable water quality standards are promulgated or approved pursuant to section 303 of the CWA, or amendments thereto, the Regional Water Board will revise or modify this Order in accordance with such standards.

B. Groundwater Limitations – Not Applicable

VI. PROVISIONS

A. Standard Provisions

1. The Discharger shall comply with all Standard Provisions included in Attachment D.
2. The Discharger shall comply with the following provisions. In the event that there is any conflict, duplication, or overlap between provisions specified by this Order, the more stringent provision shall apply:
 - a. This Order may be modified, revoked, reissued, or terminated in accordance with the provisions of 40 C.F.R. sections 122.44, 122.62, 122.63, 122.64, 125.62 and 125.64. Causes for taking such actions include, but are not limited to: failure to comply with any condition of this Order; endangerment to human health or the environment resulting from the permitted activity; or acquisition of newly-obtained information which would have justified the application of different conditions if known at the time of Order adoption. The filing of a request by the Discharger for an Order modification, revocation, and issuance or termination, or a notification of planned changes or anticipated noncompliance does not stay any condition of this Order.
 - b. The Discharger must comply with the lawful requirements of municipalities, counties, drainage districts, and other local agencies regarding discharges of storm water to storm drain systems or other water courses under their jurisdiction; including applicable requirements in municipal storm water management programs developed to comply with NPDES permits issued by the Regional Water Board to local agencies.
 - c. The Discharger shall comply with all applicable effluent limitations, national standards of performance, toxic effluent standards, and all federal regulations established pursuant to sections 301, 302, 303(d), 304, 306, 307, 316, 318, 405, and 423 of the federal CWA and amendments thereto.

**T
E
N
T
A
T
I
V
E**

- d. These requirements do not exempt the operator of the waste disposal facility from compliance with any other laws, regulations, or ordinances which may be applicable; they do not legalize this waste disposal facility, and they leave unaffected any further restraints on the disposal of wastes at this site which may be contained in other statutes or required by other agencies.
- e. Oil or oily material, chemicals, refuse, or other wastes that constitute a condition of pollution or nuisance shall not be stored or deposited in areas where they may be picked up by rainfall and carried off of the property and/or discharged to surface waters. Any such spill of such materials shall be contained and removed immediately.
- f. A copy of these waste discharge specifications shall be maintained at the discharge facility so as to be available at all times to operating personnel.
- g. After notice and opportunity for a hearing, this Order may be terminated or modified for cause, including, but not limited to:
 - i. Violation of any term or condition contained in this Order;
 - ii. Obtaining this Order by misrepresentation, or failure to disclose all relevant facts;
 - iii. A change in any condition that requires either a temporary or permanent reduction or elimination of the authorized discharge.
- h. If there is any storage of hazardous or toxic materials or hydrocarbons at this facility and if the facility is not manned at all times, a 24-hour emergency response telephone number shall be prominently posted where it can easily be read from the outside.
- i. The Discharger shall file with the Regional Water Board a report of waste discharge at least 180 days before making any material change or proposed changes in the character, location, or volume of the discharge.
- j. All existing manufacturing, commercial, mining, and silvicultural dischargers must notify the Regional Water Board as soon as they know or have reason to believe that they have begun or expect to begin to use or manufacture an intermediate or final product or byproduct of any toxic pollutant that was not reported on their application.
- k. In the event of any change in name, ownership, or control of these waste disposal facilities, the discharger shall notify this Regional Water Board of such change and shall notify the succeeding owner or operator of the existence of this Order by letter, a copy of which shall be forwarded to the Regional Water Board.
- l. The Water Code provides that any person who violates a waste discharge requirement or a provision of the Water Code is subject to civil liability of up to \$5,000 per day, \$10,000 per day, or \$25,000 per day of violation, or when the violation involves the discharge of pollutants, is subject to civil liability of up to \$10 per gallon per day or \$25 per gallon per day of violation; or some combination thereof, depending on the violation, or upon the combination of violations.
- m. Violation of any of the provisions of this Order may subject the violator to any of the penalties described herein, or any combination thereof, at the discretion of the prosecuting authority; except that only one kind of penalty may be applied for each kind of violation.

**T
E
N
T
A
T
I
V
E**

- n. The Discharger shall notify the Executive Officer in writing no later than 6 months prior to the planned discharge of any chemical, other than the products previously reported to the Executive Officer, which may be toxic to aquatic life. Such notification shall include:
 - 1. Name and general composition of the chemical,
 - 2. Frequency of use,
 - 3. Quantities to be used,
 - 4. Proposed discharge concentrations, and
 - 5. U.S. EPA registration number, if applicable.
- o. Failure to comply with provisions or requirements of this Order, or violation of other applicable laws or regulations governing discharges from this facility, may subject the Discharger to administrative or civil liabilities, criminal penalties, and/or other enforcement remedies to ensure compliance. Additionally, certain violations may subject the Discharger to civil or criminal enforcement from appropriate local, state, or federal law enforcement entities.
- p. In the event the Discharger does not comply or will be unable to comply for any reason, with any prohibition, effluent limitation, or receiving water limitation of this Order, the Discharger shall notify the Regional Water Board by telephone (213) 576-6600 within 24 hours of having knowledge of such noncompliance, and shall confirm this notification in writing within five days, unless the Regional Water Board waives confirmation. The written notification shall state the nature, time, duration, and cause of noncompliance, and shall describe the measures being taken to remedy the current noncompliance and, prevent recurrence including, where applicable, a schedule of implementation. Other noncompliance requires written notification as above at the time of the normal monitoring report.
- q. Prior to making any change in the point of discharge, place of use, or purpose of use of treated wastewater that results in a decrease of flow in any portion of a watercourse, the Discharger must file a petition with the State Water Board, Division of Water Rights, and receive approval for such a change. (Wat. Code § 1211.)
- r. The provisions of this order are severable. If any provision of this Order is found invalid, the remainder of this Order shall not be affected.

T
E
N
T
A
T
I
V
E

B. Monitoring and Reporting Program (MRP) Requirements

The Discharger shall comply with the MRP, and future revisions thereto, in Attachment E.

C. Special Provisions

1. Reopener Provisions

- a. If more stringent applicable water quality standards are promulgated or approved pursuant to section 303 of the federal CWA, and amendments thereto, the Regional Water Board may revise and modify this Order in accordance with such more stringent standards.
- b. This Order may be reopened to include effluent limitations for toxic constituents determined to be present in significant amounts in the discharge through a more comprehensive monitoring program included as part of this Order and based on the results of the RPA.

- c. This Order may be reopened and modified, in accordance with the provisions set forth in 40 C.F.R., parts 122 and 124, to include requirements for the implementation of the watershed management approach or to include new minimum levels (MLs).
- d. This Order may be reopened and modified to revise effluent limitations as a result of future Basin Plan Amendments, such as an update of an objective or the adoption of a TMDL for the Rio Hondo or the Los Angeles River Watershed.
- e. This Order may be reopened for modification, or revocation and reissuance, as a result of the detection of a reportable priority pollutant generated by special conditions included in this Order. These special conditions may be, but are not limited to: fish tissue sampling, whole effluent toxicity, monitoring requirements on internal waste stream(s), and monitoring for surrogate parameters. Additional requirements may be included in this Order as a result of the special condition monitoring data.
- f. This Order may be reopened upon submission by the Discharger of adequate information, as determined by the Regional Water Board, to provide for dilution credits or a mixing zone, as may be appropriate.
- g. This Order may also be reopened and modified, revoked, and reissued or terminated in accordance with the provisions of 40 C.F.R. sections 122.44, 122.62 to 122.64, 125.62, and 125.64. Causes for taking such actions include, but are not limited to: failure to comply with any condition of this Order, and endangerment to human health or the environment resulting from the permitted activity; or acquisition of newly-obtained information which would have justified the application of different conditions if known at the time of Order adoption. The filing of a request by the Discharger for an Order modification, revocation, and issuance or termination, or a notification of planned changes or anticipated noncompliance does not stay any condition of this Order.

T
E
N
T
A
T
I
V
E

2. Special Studies, Technical Reports and Additional Monitoring Requirements

- a. **Initial Investigation Toxicity Reduction Evaluation (TRE) Workplan.** The Discharger shall submit to the Regional Water Board an Initial Investigation TRE workplan (1-2 pages) **within 90 days** of the effective date of this permit. This plan shall describe the steps the Discharger intends to follow in the event that toxicity is detected. See section V of the Monitoring and Reporting Program (Attachment E) for an overview of TRE requirements.
- b. **Harbor Toxics TMDL Water Column and Sediment Monitoring for Responsible Parties in the Los Angeles River Watershed.**

As required in the Harbor Toxics TMDL, Los Angeles River Watershed responsible parties identified in the effective Los Angeles River Metals TMDLs are responsible for conducting water and sediment monitoring above the Los Angeles River Estuary to determine the River's contribution to the impairments in the Greater Harbor waters. The Discharger is a "responsible party" because it is an Individual Industrial Permittee. As such, either individually or with a collaborating group, the Discharger shall develop a monitoring and reporting plan (Monitoring Plan) and quality assurance project plan (QAPP) for the water column, and sediment above the Los Angeles River Estuary. These plans shall follow the "TMDL Element - Monitoring Plan" provisions in Attachment A to Resolution No. R11-008. The TMDL requires that the Monitoring Plan and QAPP shall be submitted 20 months after the effective date (March 23, 2012) of the

TMDL for public review and subsequent Executive Officer approval. Since the effective date of this Order exceeds the deadline for the Monitoring Plan and QAPP, the Discharger may participate or contract with a group or develop a site specific monitoring plan. If the Discharger decides to form a new group or develop a site specific Monitoring Plan, the Discharger shall notify the Regional Water Board within 90 days of the effective date of the Order and submit the plan to the Regional Water Board **within 12 months of the effective date** of the Order for public comment and the Regional Water Board review and approval. The Discharger shall begin monitoring 6 months after the Monitoring Plan is approved by the Executive Officer, unless otherwise directed by the Executive Officer. The compliance monitoring program shall include water column and sediment. The Discharger shall submit the annual monitoring report to the Regional Water Board by the specified date in the proposed Monitoring Plan.

The Compliance Monitoring Program shall include:

i. **Water Column Monitoring.** Water samples and total suspended solids samples shall be collected at no less than one site, and preferably more than one site, during two wet weather events and one dry weather event each year. The first large storm event of the season shall be included as one of the wet weather monitoring events. Water samples and total suspended solid samples shall be analyzed for metals, DDT, PCBs, and PAHs. Sampling shall be designed to collect sufficient volumes of suspended solids to allow for analysis of the listed pollutants in the bulk sediment.

General water chemistry (temperature, dissolved oxygen, pH, and electrical conductivity) and a flow measurement shall be required at each sampling event. General chemistry measurements may be taken in the laboratory immediately following sample collection if auto samplers are used for sample collection or if weather conditions are unsuitable for field measurements.

ii. **Sediment Monitoring.** For sediment chemistry, sediment samples shall be collected at, at least one site every two years for analysis of general sediment quality constituents and the full chemical suite as specified in the State Water Quality Control Plan for Enclosed Bays and Estuaries-Part 1 Sediment Quality (SQO Part 1). All samples shall be collected in accordance with Surface Water Ambient Monitoring Program (SWAMP) protocols.

iii. **Quality Assurance Project Plan:** The Quality Assurance Project Plan (QAPP) shall describe the project objectives and organization, functional activities, and quality assurance/quality control protocols for the water and sediment monitoring. The QAPP shall include protocols for sample collection, standard analytical procedures, and laboratory certification. All samples shall be collected in accordance with SWAMP protocols. The details of the Harbor Toxics TMDL Water and Sediment Monitoring Plan including sampling locations and all methods shall be specified in the Monitoring Plans to be approved by the Executive Officer.

3. Best Management Practices and Storm Water Pollution Prevention

a. **Storm Water Pollution Prevention, Best Management Practices, and Spill Contingency Plans.**

The Discharger shall submit, within 90 days of the effective date of this Order:

1. An updated **Storm Water Pollution Prevention Plan (SWPPP)** that describes site-specific management practices for minimizing contamination

T
E
N
T
A
T
I
V
E

of storm water runoff and for preventing contaminated storm water runoff and trash from being discharged directly to waters of the state. The SWPPP shall cover all areas of the Facility and shall include an updated drainage map for the Facility. The Discharger shall identify on a map of appropriate scale the areas that contribute runoff to the permitted discharge point; describe the activities in each area and the potential for contamination of storm water runoff and the discharge of trash or hazardous waste/material; and address the feasibility of containment and/or treatment of storm water. In addition, the SWPPP shall address and include best management practices procedures that the Discharger will implement to prohibit the discharge of trash from the Facility through Discharge Point 001. The SWPPP shall be developed in accordance with the requirements in Attachment G.

2. A **Best Management Practices Plan (BMPP)** that will be implemented to reduce the discharge of pollutants to the receiving water. The BMPP shall include site-specific plans and procedures implemented and/or to be implemented to prevent hazardous waste/material and trash from being discharged to waters of the State. Further, the Discharger shall ensure that the storm water discharges from the Facility would neither cause nor contribute to a nuisance in the receiving water, and that unauthorized discharges (i.e. spills or non-storm water discharges) to the receiving water have been effectively prohibited. In particular, a risk assessment of each area identified by the Discharger shall be performed to determine the potential for hazardous or toxic waste/material and trash discharge to surface waters. The BMPs shall be consistent with the general guidance contained in the U.S. EPA Guidance Manual for Developing Best Management Practices (BMPs) (EPA 833-B-93-004). The BMPP can be included and submitted as part of the SWPPP.
3. An updated **Spill Control Plan (SCP)**, that describes the preventive (failsafe) and contingency (cleanup) plans for controlling accidental discharges, and for minimizing the effect of such events. The SCP may be substituted with an updated version of the Discharger's existing Spill Prevention Control and Countermeasure (SPCC) Plan.

Each plan shall cover all areas of the Facility and shall include an updated drainage map for the Facility. The Discharger shall identify on a map of appropriate scale the areas that contribute runoff to the permitted discharge point; describe the activities in each area and the potential for contamination of storm water runoff and the discharge of hazardous waste/material; and address the feasibility of containment and/or treatment of storm water. The plans shall be reviewed annually and at the same time. Updated information shall be submitted within 30 days of revision.

The Discharger shall implement the SWPPP, BMPP, and SCP (or SPCC) within 10 days of the approval by the Executive Officer or no later than 90 days after submission to the Regional Water Board, whichever comes first. The Discharger shall continue to implement any existing and previously approved SWPPP, BMPP, and SCP (or SPCC) until the updated version is approved by the Executive Officer or until the stipulated 90-day period after the updated SWPPP, BMPP, and SCP (or SPCC) submittal has occurred.

T
E
N
T
A
T
I
V
E

4. Construction, Operation and Maintenance Specifications

The Discharger shall at all times properly operate and maintain all facilities and systems installed or used to achieve compliance with this Order.

5. Other Special Provisions – Not Applicable

6. Compliance Schedules – Not Applicable

VII. COMPLIANCE DETERMINATION

Compliance with the effluent limitations contained in section IV of this Order will be determined as specified below:

A. Single Constituent Effluent Limitation.

If the concentration of the pollutant in the monitoring sample is greater than the effluent limitation and greater than or equal to the reported Minimum Level (see Reporting Requirement I.H. of the MRP), then the Discharger is out of compliance.

B. Effluent Limitations Expressed as a Sum of Several Constituents.

If the sum of the individual pollutant concentrations is greater than the effluent limitation, then the Discharger is out of compliance. In calculating the sum of the concentrations of a group of pollutants, consider constituents reported as ND or DNQ to have concentrations equal to zero, provided that the applicable ML is used.

C. Effluent Limitations Expressed as a Median.

In determining compliance with a median limitation, the analytical results in a set of data will be arranged in order of magnitude (either increasing or decreasing order); and

1. If the number of measurements (n) is odd, then the median will be calculated as = $X_{(n+1)/2}$, or
2. If the number of measurements (n) is even, then the median will be calculated as = $[X_{n/2} + X_{(n/2)+1}]/2$, i.e. the midpoint between the n/2 and n/2+1 data points.

D. Multiple Sample Data.

When determining compliance with an AMEL or MDEL for priority pollutants and more than one sample result is available, the Discharger shall compute the arithmetic mean unless the data set contains one or more reported determinations of "Detected, but Not Quantified" (DNQ) or "Not Detected" (ND). In those cases, the Discharger shall compute the median in place of the arithmetic mean in accordance with the following procedure:

1. The data set shall be ranked from low to high, ranking the reported ND determinations lowest, DNQ determinations next, followed by quantified values (if any). The order of the individual ND or DNQ determinations is unimportant.
2. The median value of the data set shall be determined. If the data set has an odd number of data points, then the median is the middle value. If the data set has an even number of data points, then the median is the average of the two values around the middle unless one or both of the points are ND or DNQ, in which case the median value shall be the lower of the two data points where DNQ is lower than a value and ND is lower than DNQ.

E. Average Monthly Effluent Limitation (AMEL).

If the average (or when applicable, the median determined by subsection 2 above for multiple sample data) of daily discharges over a calendar month exceeds the AMEL for a given parameter, this will represent a single violation; though the Discharger will be

T
E
N
T
A
T
I
V
E

considered out of compliance for each day of that month for that parameter (e.g., resulting in 31 days of non-compliance in a 31-day month). If only a single sample is taken during the calendar month and the analytical result for that sample exceeds the AMEL, the Discharger will be considered out of compliance for that calendar month. For any one calendar month during which no sample (daily discharge) is taken, no compliance determination can be made for that calendar month.

In determining compliance with the AMEL, the following provisions shall also apply to all constituents:

1. If the analytical result of a single sample, monitored monthly, quarterly, semiannually, or annually, does not exceed the AMEL for that constituent, the Discharger has demonstrated compliance with the AMEL for that month;
2. If the analytical result of a single sample monitored monthly, quarterly, semiannually, or annually, exceeds the AMEL for any constituent, the Discharger shall collect four additional samples at approximately equal intervals during the month. All five analytical results shall be reported in the monitoring report for that month, or 45 days after results for the additional samples were received, whichever is later. The concentration of a pollutant (an arithmetic mean or a median) in these samples estimated from the "Multiple Sample Data Reduction" section above, will be used for compliance determination.
3. In the event of noncompliance with an AMEL, the sampling frequency for that constituent may be increased to weekly and may continue at this level until compliance with the AMEL has been demonstrated.

F. Maximum Daily Effluent Limitation (MDEL).

If a daily discharge exceeds the MDEL for a given parameter, an alleged violation will be flagged and the discharger will be considered out of compliance for that parameter for that 1 day only within the reporting period. For any 1 day during which no sample is taken, no compliance determination can be made for that day.

G. Instantaneous Minimum Effluent Limitation.

If the analytical result of a single grab sample is lower than the instantaneous minimum effluent limitation for a parameter, a violation will be flagged and the discharger will be considered out of compliance for that parameter for that single sample. Non-compliance for each sample will be considered separately (e.g., the results of two grab samples taken within a calendar day that both are lower than the instantaneous minimum effluent limitation would result in two instances of non-compliance with the instantaneous minimum effluent limitation).

H. Instantaneous Maximum Effluent Limitation.

If the analytical result of a single grab sample is higher than the instantaneous maximum effluent limitation for a parameter, a violation will be flagged and the discharger will be considered out of compliance for that parameter for that single sample. Non-compliance for each sample will be considered separately (e.g., the results of two grab samples taken within a calendar day that both exceed the instantaneous maximum effluent limitation would result in two instances of non-compliance with the instantaneous maximum effluent limitation.)

I. Chronic Toxicity.

The discharge is subject to determination of "Pass" or "Fail" and "Percent Effect" from a single-effluent concentration chronic toxicity test at the discharge IWC using the Test of

T
E
N
T
A
T
I
V
E

Significant Toxicity (TST) statistical approach described in National Pollutant Discharge Elimination System Test of Significant Toxicity Implementation Document (EPA 833-R-10-003, 2010), Appendix A, Figure A-1, and Table A-1. The null hypothesis (H_0) for the TST statistical approach is: Mean discharge IWC response $\leq 0.75 \times$ Mean control response. A test result that rejects this null hypothesis is reported as "Pass". A test result that does not reject this null hypothesis is reported as "Fail". The relative "Percent Effect" at the discharge IWC is defined and reported as: $((\text{Mean control response} - \text{Mean discharge IWC response}) \div \text{Mean control response}) \times 100\%$.

The Median Monthly Effluent Limitation (MMEL) for chronic toxicity is exceeded and a violation will be flagged when the median of no more than three independent chronic toxicity tests, conducted within the same calendar month and analyzed using the TST statistical approach, results in "Fail". The MMEL for chronic toxicity shall only apply when there is a discharge more than one day in a calendar month period. During such calendar months, up to three independent toxicity tests are required when one toxicity test results in "Fail."

The Maximum Daily Effluent Limitation (MDEL) for chronic toxicity is exceeded and a violation will be flagged when a chronic toxicity test, analyzed using the TST statistical approach, results in "Fail" and the "Percent Effect" is $\geq 50\%$.

J. Mass and Concentration Limitations.

Compliance with mass effluent limitations and concentration effluent limitations for the same parameter shall be determined separately. When the concentration for a parameter in a sample is reported as ND or DNQ, the corresponding mass emission rate determined using that sample concentration shall also be reported as ND or DNQ.

K. Median Monthly Effluent Limitation (MMEL).

If the median of daily discharges over a calendar month exceeds the MMEL for a given parameter, an alleged violation will be flagged and the Discharger will be considered out of compliance for each day of that month for that parameter (e.g., resulting in 31 days of noncompliance in a 31-day month). However, an alleged violation of the MMEL will be considered one violation for the purpose of assessing State mandatory minimum penalties. If no sample (daily discharge) is taken over a calendar month, no compliance determination can be made for that month with respect to effluent violation determination, but compliance determination can be made for that month with respect to reporting violation determination.

L. Bacterial Standards and Analyses.

The geometric mean used for determining compliance with bacterial standards is calculated using the following equation:

$$\text{Geometric Mean} = (C_1 \times C_2 \times \dots \times C_n)^{1/n}$$

where n is the number of days samples were collected during the period and C is the concentration of bacteria (MPN/100 mL or CFU/100 mL) found on each day of sampling. For bacterial analyses, sample dilutions should be performed so the expected range of values is bracketed (for example, with multiple tube fermentation method or membrane filtration method, 2 to 16,000 per 100 ml for total and fecal coliform, at a minimum, and 1 to 1000 per 100 ml for *Enterococcus*). The detection method used for each analysis shall be reported with the results of the analysis.

Detection methods used for coliforms (total, fecal, and *E. coli*) and *Enterococcus* shall be those presented in Table 1A of 40 C.F.R. part 136 (revised May 18, 2012), unless alternate methods have been approved by U.S. EPA pursuant to 40 C.F.R. part 136 or improved methods have been determined by the Executive Officer and/or U.S. EPA.

T
E
N
T
A
T
I
V
E

ATTACHMENT A – DEFINITIONS

Arithmetic Mean (μ)

Also called the average, is the sum of measured values divided by the number of samples. For ambient water concentrations, the arithmetic mean is calculated as follows:

Arithmetic mean = $\mu = \Sigma x / n$ where: Σx is the sum of the measured ambient water concentrations, and n is the number of samples.

Average Monthly Effluent Limitation (AMEL)

The highest allowable average of daily discharges over a calendar month, calculated as the sum of all daily discharges measured during a calendar month divided by the number of daily discharges measured during that month.

Average Weekly Effluent Limitation (AWEL)

The highest allowable average of daily discharges over a calendar week (Sunday through Saturday), calculated as the sum of all daily discharges measured during a calendar week divided by the number of daily discharges measured during that week.

Best Management Practices

BMPs are methods, measures, or practices designed and selected to reduce or eliminate the discharge of pollutants to surface waters from point and nonpoint source discharges including storm water. BMPs include structural and non-structural controls and operation maintenance procedures, which can be applied before, during, and/or after pollution-producing activities.

Bioaccumulative

Those substances taken up by an organism from its surrounding medium through gill membranes, epithelial tissue, or from food and subsequently concentrated and retained in the body of the organism.

Carcinogenic

Pollutants are substances that are known to cause cancer in living organisms.

Coefficient of Variation (CV)

CV is a measure of the data variability and is calculated as the estimated standard deviation divided by the arithmetic mean of the observed values.

Daily Discharge

Daily Discharge is defined as either: (1) the total mass of the constituent discharged over the calendar day (12:00 am through 11:59 pm) or any 24-hour period that reasonably represents a calendar day for purposes of sampling (as specified in the permit), for a constituent with limitations expressed in units of mass or; (2) the unweighted arithmetic mean measurement of the constituent over the day for a constituent with limitations expressed in other units of measurement (e.g., concentration).

The daily discharge may be determined by the analytical results of a composite sample taken over the course of one day (a calendar day or other 24-hour period defined as a day) or by the arithmetic mean of analytical results from one or more grab samples taken over the course of the day.

For composite sampling, if 1 day is defined as a 24-hour period other than a calendar day, the analytical result for the 24-hour period will be considered as the result for the calendar day in which the 24-hour period ends.

T
E
N
T
A
T
I
V
E

Detected, but Not Quantified (DNQ)

DNQ are those sample results less than the RL, but greater than or equal to the laboratory’s MDL. Sample results reported as DNQ are estimated concentrations.

Dilution Credit

Dilution Credit is the amount of dilution granted to a discharge in the calculation of a water quality-based effluent limitation, based on the allowance of a specified mixing zone. It is calculated from the dilution ratio or determined through conducting a mixing zone study or modeling of the discharge and receiving water.

Dry Weather

Any day when the maximum daily flow in the Los Angeles River is less than 500 cubic feet per second (cfs) as measured at the Los Angeles County Department of Public Works’ Wardlow flow gauge station (F319-R), in accordance with the Los Angeles River Metals TMDL.

Effluent Concentration Allowance (ECA)

ECA is a value derived from the water quality criterion/objective, dilution credit, and ambient background concentration that is used, in conjunction with the coefficient of variation for the effluent monitoring data, to calculate a long-term average (LTA) discharge concentration. The ECA has the same meaning as wasteload allocation (WLA) as used in U.S. EPA guidance (Technical Support Document For Water Quality-based Toxics Control, March 1991, second printing, EPA/505/2-90-001).

Enclosed Bays

Enclosed Bays means indentations along the coast that enclose an area of oceanic water within distinct headlands or harbor works. Enclosed bays include all bays where the narrowest distance between the headlands or outermost harbor works is less than 75 percent of the greatest dimension of the enclosed portion of the bay. Enclosed bays include, but are not limited to, Humboldt Bay, Bodega Harbor, Tomales Bay, Drake’s Estero, San Francisco Bay, Morro Bay, Los Angeles-Long Beach Harbor, Upper and Lower Newport Bay, Mission Bay, and San Diego Bay. Enclosed bays do not include inland surface waters or ocean waters.

Estimated Chemical Concentration

The estimated chemical concentration that results from the confirmed detection of the substance by the analytical method below the ML value.

Estuaries

Estuaries means waters, including coastal lagoons, located at the mouths of streams that serve as areas of mixing for fresh and ocean waters. Coastal lagoons and mouths of streams that are temporarily separated from the ocean by sandbars shall be considered estuaries. Estuarine waters shall be considered to extend from a bay or the open ocean to a point upstream where there is no significant mixing of fresh water and seawater. Estuarine waters included, but are not limited to, the Sacramento-San Joaquin Delta, as defined in Water Code section 12220, Suisun Bay, Carquinez Strait downstream to the Carquinez Bridge, and appropriate areas of the Smith, Mad, Eel, Noyo, Russian, Klamath, San Diego, and Otay rivers. Estuaries do not include inland surface waters or ocean waters.

Existing Discharger

Any Discharger that is not a new discharger. An existing discharger includes an “increasing discharger” (i.e., any existing facility with treatment systems in places for its current discharge that is or will be expanding, upgrading, or modifying its permitted discharge after the effective date of this Order.)

Four-Day Average of Daily Maximum Flows

The average of daily maxima taken from the data set in four-day intervals.

T
E
N
T
A
T
I
V
E

Inland Surface Waters

All surface waters of the state that do not include the ocean, enclosed bays, or estuaries.

Instantaneous Maximum Effluent Limitation

The highest allowable value for any single grab sample or aliquot (i.e., each grab sample or aliquot is independently compared to the instantaneous maximum limitation).

Instantaneous Minimum Effluent Limitation

The lowest allowable value for any single grab sample or aliquot (i.e., each grab sample or aliquot is independently compared to the instantaneous minimum limitation).

Maximum Daily Effluent Limitation (MDEL)

The highest allowable daily discharge of a pollutant, over a calendar day (or 24-hour period). For pollutants with limitations expressed in units of mass, the daily discharge is calculated as the total mass of the pollutant discharged over the day. For pollutants with limitations expressed in other units of measurement, the daily discharge is calculated as the arithmetic mean measurement of the pollutant over the day.

Median

The middle measurement in a set of data. The median of a set of data is found by first arranging the measurements in order of magnitude (either increasing or decreasing order). If the number of measurements (n) is odd, then the median = $X_{(n+1)/2}$. If n is even, then the median = $(X_{n/2} + X_{(n/2)+1})/2$ (i.e., the midpoint between the n/2 and n/2+1).

Median Monthly Effluent Limitation (MMEL)

The MMEL is, for the purposes of this Policy, an effluent limit based on the median results of three independent toxicity tests, conducted within the same calendar month, and analyzed using the TST statistical approach. The MMEL is exceeded when the median results (i.e. two out of three) is a "fail".

Method Detection Limit (MDL)

MDL is the minimum concentration of a substance that can be measured and reported with 99 percent confidence that the analyte concentration is greater than zero, as defined in 40 C.F.R. part 136, Attachment B, revised as of July 3, 1999.

Minimum Level (ML)

ML is the concentration at which the entire analytical system must give a recognizable signal and acceptable calibration point. The ML is the concentration in a sample that is equivalent to the concentration of the lowest calibration standard analyzed by a specific analytical procedure, assuming that all the method specified sample weights, volumes, and processing steps have been followed.

Mixing Zone

Mixing Zone is a limited volume of receiving water that is allocated for mixing with a wastewater discharge where water quality criteria can be exceeded without causing adverse effects to the overall water body.

Not Detected (ND)

Sample results which are less than the laboratory's MDL.

Persistent Pollutants

Persistent pollutants are substances for which degradation or decomposition in the environment is nonexistent or very slow.

T
E
N
T
A
T
I
V
E

Pollutant Minimization Program (PMP)

PMP means waste minimization and pollution prevention actions that include, but are not limited to, product substitution, waste stream recycling, alternative waste management methods, and education of the public and businesses. The goal of the PMP shall be to reduce all potential sources of a priority pollutant(s) through pollutant minimization (control) strategies, including pollution prevention measures as appropriate, to maintain the effluent concentration at or below the water quality-based effluent limitation. Pollution prevention measures may be particularly appropriate for persistent bioaccumulative priority pollutants where there is evidence that beneficial uses are being impacted. The Regional Water Board may consider cost effectiveness when establishing the requirements of a PMP. The completion and implementation of a Pollution Prevention Plan, if required pursuant to Water Code section 13263.3(d), shall be considered to fulfill the PMP requirements.

Pollution Prevention

Pollution Prevention means any action that causes a net reduction in the use or generation of a hazardous substance or other pollutant that is discharged into water and includes, but is not limited to, input change, operational improvement, production process change, and product reformulation (as defined in Water Code section 13263.3). Pollution prevention does not include actions that merely shift a pollutant in wastewater from one environmental medium to another environmental medium, unless clear environmental benefits of such an approach are identified to the satisfaction of the State Water Resources Control Board (State Water Board) or Regional Water Board.

Reporting Level (RL)

The RL is the ML (and its associated analytical method) chosen by the Discharger for reporting and compliance determination from the MLs included in this Order, including an additional factor if applicable as discussed herein. The MLs included in this Order correspond to approved analytical methods for reporting a sample result that are selected by the Regional Water Board either from Appendix 4 of the SIP in accordance with section 2.4.2 of the SIP or established in accordance with section 2.4.3 of the SIP. The ML is based on the proper application of method-based analytical procedures for sample preparation and the absence of any matrix interferences. Other factors may be applied to the ML depending on the specific sample preparation steps employed. For example, the treatment typically applied in cases where there are matrix-effects is to dilute the sample or sample aliquot by a factor of ten. In such cases, this additional factor must be applied to the ML in the computation of the RL.

Significant Storm Event

A continuous discharge of storm water for a minimum of one hour, or the intermittent discharge of storm water for a minimum of 3 hours in a 12-hour period.

Source of Drinking Water

Any water designated as municipal or domestic supply (MUN) in a Regional Water Board Basin Plan.

Standard Deviation (σ)

Standard Deviation is a measure of variability that is calculated as follows:

$$\sigma = (\sum[(x - \mu)^2]/(n - 1))^{0.5}$$

where:

x is the observed value;

μ is the arithmetic mean of the observed values; and

n is the number of samples.

Toxicity Reduction Evaluation (TRE)

TRE is a study conducted in a step-wise process designed to identify the causative agents of effluent or ambient toxicity, isolate the sources of toxicity, evaluate the effectiveness of toxicity control options, and

T
E
N
T
A
T
I
V
E

then confirm the reduction in toxicity. The first steps of the TRE consist of the collection of data relevant to the toxicity, including additional toxicity testing, and an evaluation of facility operations and maintenance practices, and best management practices. A Toxicity Identification Evaluation (TIE) may be required as part of the TRE, if appropriate. (A TIE is a set of procedures to identify the specific chemical(s) responsible for toxicity. These procedures are performed in three phases (characterization, identification, and confirmation) using aquatic organism toxicity tests.)

Trash

All improperly discarded solid material from any production, manufacturing, or processing operation including, but not limited to, products, product packaging, or containers constructed of plastic, steel, aluminum, glass, paper, or other synthetic or natural material.

Wet Weather

Any day when the maximum daily flow in the Los Angeles River is equal to or greater than 500 cubic feet per second (cfs) as measured at the Los Angeles County Department of Public Works' Wardlow flow gauge station (F319-R), in accordance with the Los Angeles River Metals TMDL.

**T
E
N
T
A
T
I
V
E**

ACRONYMS AND ABBREVIATIONS

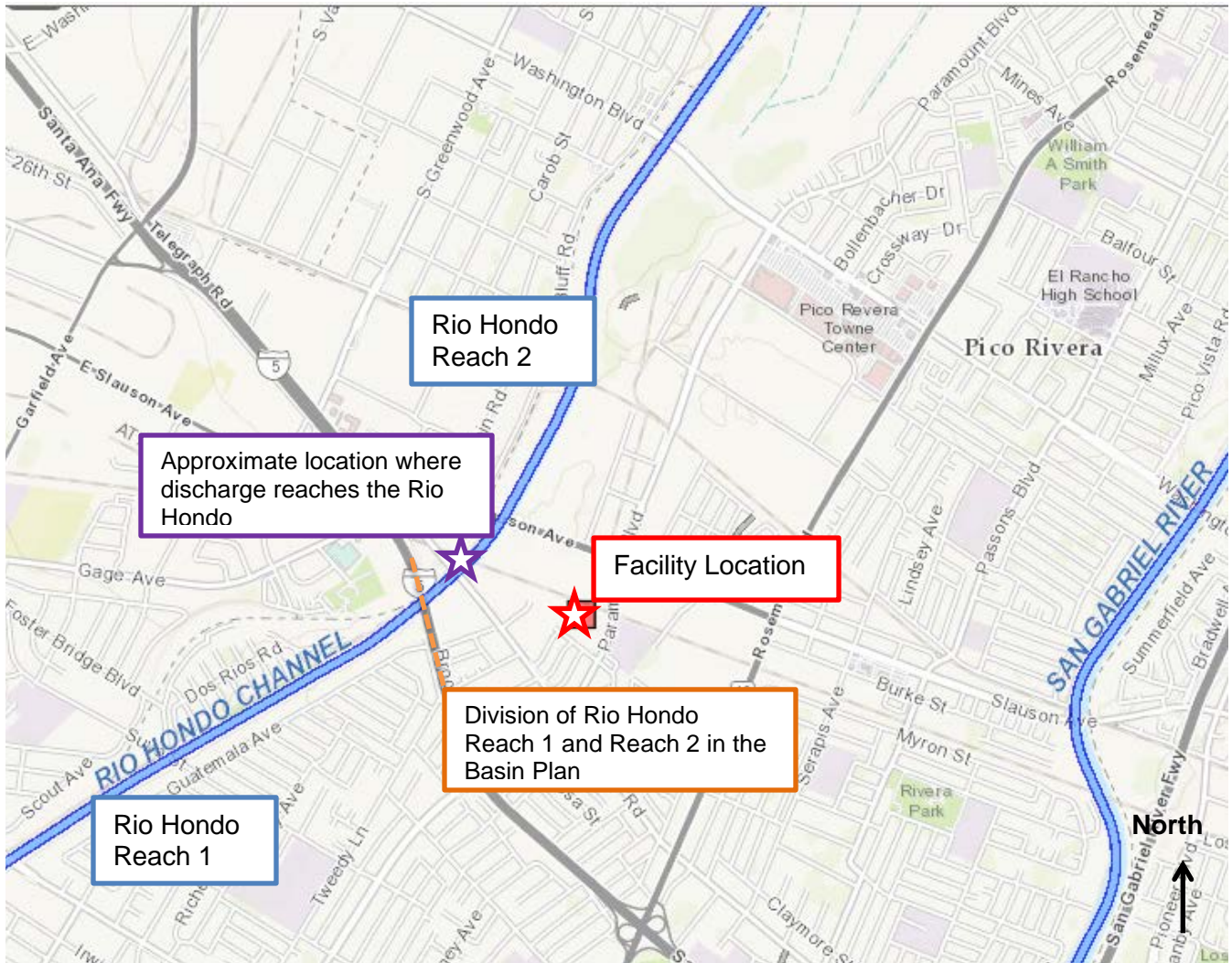
AMEL.....	Average Monthly Effluent Limitation
B.....	Background Concentration
BAT	Best Available Technology Economically Achievable
Basin Plan	Water Quality Control Plan for the Coastal Watersheds of Los Angeles and Ventura Counties
BCT	Best Conventional Pollutant Control Technology
BMP.....	Best Management Practices
BMPP	Best Management Practices Plan
BPJ	Best Professional Judgment
BOD.....	Biochemical Oxygen Demand 5-day @ 20 °C
BPT	Best Practicable Treatment Control Technology
C.....	Water Quality Objective
C.C.R.	California Code of Regulations
CEQA	California Environmental Quality Act
C.F.R.....	Code of Federal Regulations
CTR.....	California Toxics Rule
CV	Coefficient of Variation
CWA.....	Clean Water Act
CWC	California Water Code
Discharger	Lubricating Specialties Company
DMR	Discharge Monitoring Report
DNQ	Detected But Not Quantified
ELAP	State Water Resources Control Board, Drinking Water Division, Environmental Laboratory Accreditation Program
ELG	Effluent Limitations, Guidelines, and Standards
Facility	Pico Rivera Facility
g/kg.....	grams per kilogram
gpd	gallons per day
IWC	In-stream Waste Concentration
LA.....	Load Allocations
LACDPW	County of Los Angeles, Department of Public Works
LOEC.....	Lowest Observed Effect Concentration
µg/L	micrograms per Liter
mg/L	milligrams per Liter
MDEL	Maximum Daily Effluent Limitation
MEC	Maximum Effluent Concentration
MGD	Million Gallons per Day
ML	Minimum Level
MMEL	Monthly Median Effluent Limitation
MRP	Monitoring and Reporting Program
ND	Not Detected
ng/L	nanograms per liter
NOEC	No Observable Effect Concentration
NPDES	National Pollutant Discharge Elimination System
NSPS.....	New Source Performance Standards
NTR.....	National Toxics Rule
OAL.....	Office of Administrative Law
PAHs	Polynuclear Aromatic Hydrocarbons
pg/L	picograms per liter

**T
E
N
T
A
T
I
V
E**

PMEL.....	Proposed Maximum Daily Effluent Limitation	
PMP.....	Pollutant Minimization Plan	
POTW.....	Publicly Owned Treatment Works	
ppm	parts per million	
ppb	parts per billion	
QA	Quality Assurance	
QA/QC.....	Quality Assurance/Quality Control	
Ocean Plan.....	Water Quality Control Plan for Ocean Waters of California	
Regional Water Board.....	California Regional Water Quality Control Board, Los Angeles Region	
RPA	Reasonable Potential Analysis	
SCP	Spill Contingency Plan	
Sediment Quality Plan	<i>Water Quality Control Plan for Enclosed Bays and Estuaries – Part 1 Sediment Quality</i>	T
SIP.....	State Implementation Policy (Policy for Implementation of Toxics Standards for Inland Surface Waters, Enclosed Bays, and Estuaries of California)	E
SMR	Self-Monitoring Reports	N
State Water Board	California State Water Resources Control Board	N
SWPPP	Storm Water Pollution Prevention Plan	
TAC	Test Acceptability Criteria	
TBEL	Technology-Based Effluent Limitation	T
Thermal Plan	Water Quality Control Plan for Control of Temperature in the Coastal and Interstate Water and Enclosed Bays and Estuaries of California	A
TIE.....	Toxicity Identification Evaluation	A
TMDL.....	Total Maximum Daily Load	
TOC.....	Total Organic Carbon	
TRE	Toxicity Reduction Evaluation	T
TSD	Technical Support Document	
TSS	Total Suspended Solid	
TST.....	Test of Significant Toxicity Statistical Approach	I
TU _c	Chronic Toxicity Unit	
U.S. EPA	United States Environmental Protection Agency	
USGS	United States Geological Survey	V
WDR.....	Waste Discharge Requirements	
WET	Whole Effluent Toxicity	
WLA.....	Waste Load Allocations	E
WQBELs.....	Water Quality-Based Effluent Limitations	
WQS.....	Water Quality Standards	
%	Percent	

ATTACHMENT B – MAPS

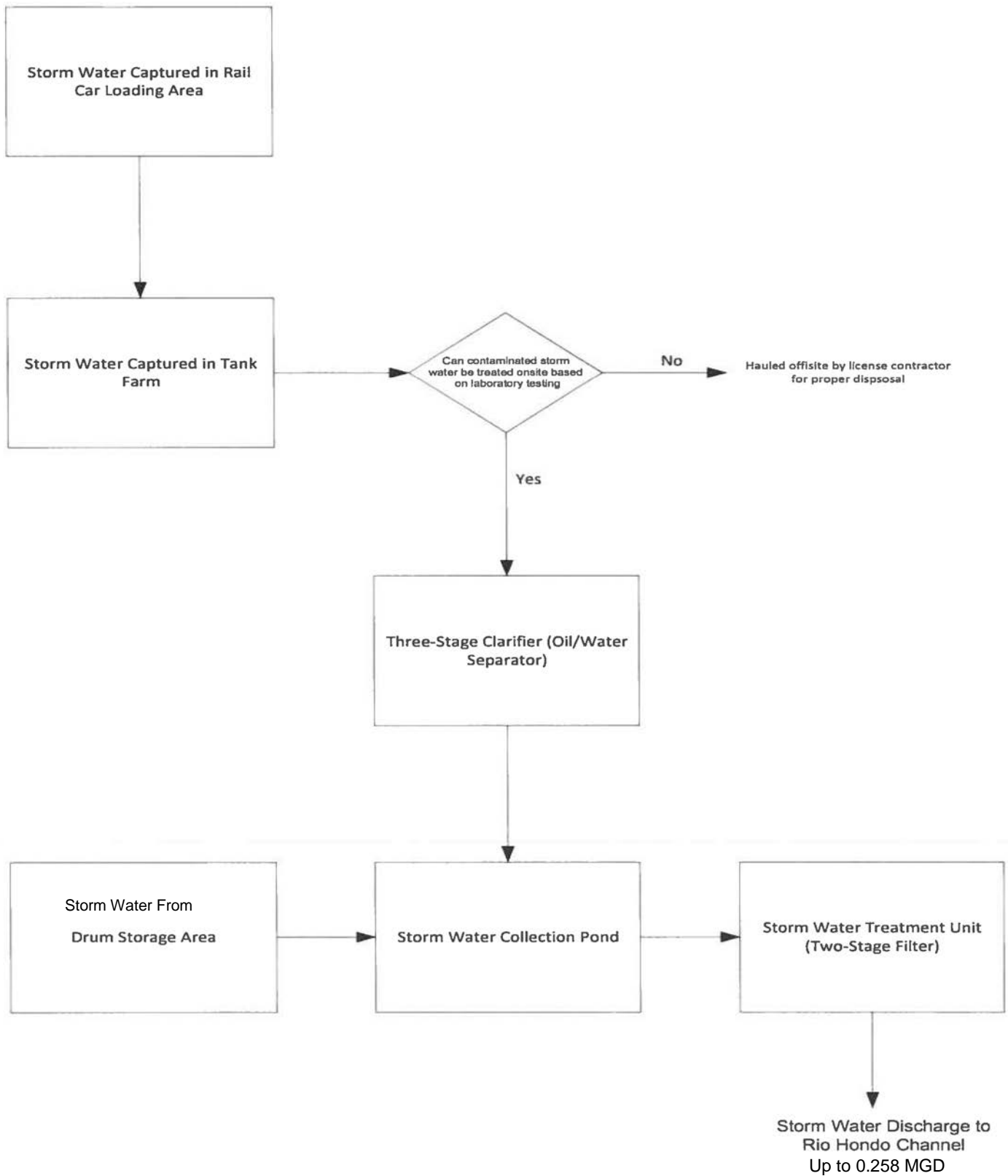
Regional Map



T
E
N
T
A
T
I
V
E

ATTACHMENT C-1 – FACILITY FLOWS SCHEMATIC

**T
E
N
T
A
T
I
V
E**



ATTACHMENT C-2 – FACILITY DRAINAGE MAP

**T
E
N
T
A
T
I
V
E**

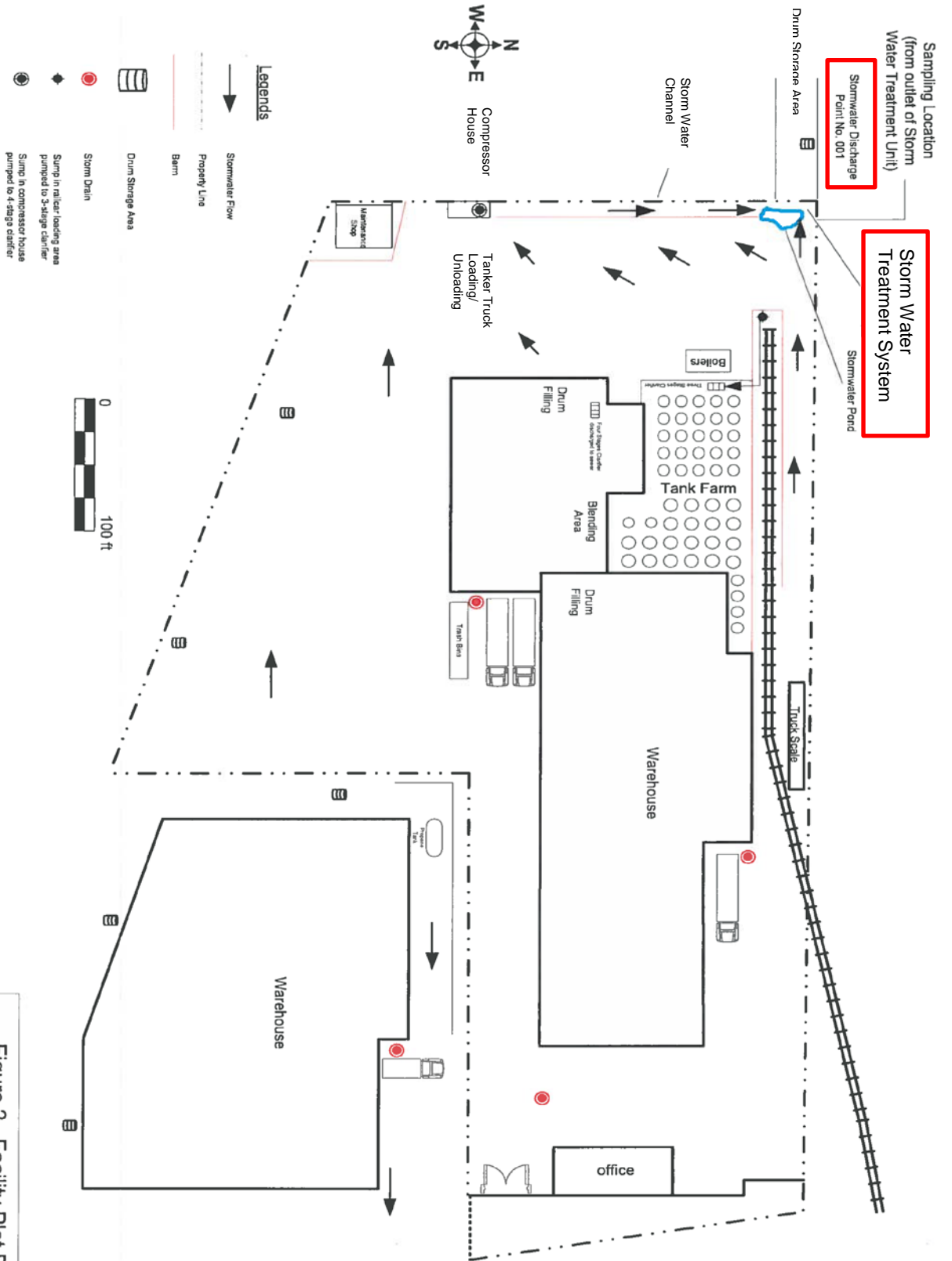


Figure 2. Facility Plot Plan
 Lubricating Specialties Company
 8015 Paramount Blvd
 Pico Rivera, CA 90660

ATTACHMENT D – STANDARD PROVISIONS

I. STANDARD PROVISIONS – PERMIT COMPLIANCE

A. Duty to Comply

1. The Discharger must comply with all of the terms, requirements, and conditions of this Order. Any noncompliance constitutes a violation of the Clean Water Act (CWA) and the California Water Code and is grounds for enforcement action; permit termination, revocation and reissuance, or modification; denial of a permit renewal application; or a combination thereof. (40 C.F.R. § 122.41(a); Wat. Code, §§ 13261, 13263, 13265, 13268, 13000, 13001, 13304, 13350, 13385.)
2. The Discharger shall comply with effluent standards or prohibitions established under section 307(a) of the CWA for toxic pollutants within the time provided in the regulations that establish these standards or prohibitions, even if this Order has not yet been modified to incorporate the requirement. (40 C.F.R. § 122.41(a)(1).)

B. Need to Halt or Reduce Activity Not a Defense

It shall not be a defense for a Discharger in an enforcement action that it would have been necessary to halt or reduce the permitted activity in order to maintain compliance with the conditions of this Order. (40 C.F.R. § 122.41(c).)

C. Duty to Mitigate

The Discharger shall take all reasonable steps to minimize or prevent any discharge in violation of this Order that has a reasonable likelihood of adversely affecting human health or the environment. (40 C.F.R. § 122.41(d).)

D. Proper Operation and Maintenance

The Discharger shall at all times properly operate and maintain all facilities and systems of treatment and control (and related appurtenances) which are installed or used by the Discharger to achieve compliance with the conditions of this Order. Proper operation and maintenance also includes adequate laboratory controls and appropriate quality assurance procedures. This provision requires the operation of backup or auxiliary facilities or similar systems that are installed by a Discharger only when necessary to achieve compliance with the conditions of this Order. (40 C.F.R. § 122.41(e).)

E. Property Rights

1. This Order does not convey any property rights of any sort or any exclusive privileges. (40 C.F.R. § 122.41(g).)
2. The issuance of this Order does not authorize any injury to persons or property or invasion of other private rights, or any infringement of state or local law or regulations. (40 C.F.R. § 122.5(c).)

F. Inspection and Entry

The Discharger shall allow the Regional Water Board, State Water Board, U.S. EPA, and/or their authorized representatives (including an authorized contractor acting as their representative), upon the presentation of credentials and other documents, as may be required by law, to (33 U.S.C. § 1318(a)(4)(B); 40 C.F.R. § 122.41(i); Wat. Code, §§ 13267, 13383):

T
E
N
T
A
T
I
V
E

1. Enter upon the Discharger's premises where a regulated facility or activity is located or conducted, or where records are kept under the conditions of this Order (33 U.S.C. § 1318(a)(4)(B)(i); 40 C.F.R. § 122.41(i)(1); Wat. Code, §§ 13267, 13383);
2. Have access to and copy, at reasonable times, any records that must be kept under the conditions of this Order (33 U.S.C. § 1318(a)(4)(B)(ii); 40 C.F.R. § 122.41(i)(2); Wat. Code, §§ 13267, 13383);
3. Inspect and photograph, at reasonable times, any facilities, equipment (including monitoring and control equipment), practices, or operations regulated or required under this Order (33 U.S.C. § 1318(a)(4)(B)(ii); 40 C.F.R. § 122.41(i)(3); Wat. Code, §§ 13267, 13383); and
4. Sample or monitor, at reasonable times, for the purposes of assuring Order compliance or as otherwise authorized by the CWA or the Water Code, any substances or parameters at any location. (33 U.S.C. § 1318(a)(4)(B); 40 C.F.R. § 122.41(i)(4); Wat. Code, §§ 13267, 13383.)

G. Bypass

1. Definitions
 - a. "Bypass" means the intentional diversion of waste streams from any portion of a treatment facility. (40 C.F.R. § 122.41(m)(1)(i).)
 - b. "Severe property damage" means substantial physical damage to property, damage to the treatment facilities, which causes them to become inoperable, or substantial and permanent loss of natural resources that can reasonably be expected to occur in the absence of a bypass. Severe property damage does not mean economic loss caused by delays in production. (40 C.F.R. § 122.41(m)(1)(ii).)
2. Bypass not exceeding limitations. The Discharger may allow any bypass to occur which does not cause exceedances of effluent limitations, but only if it is for essential maintenance to assure efficient operation. These bypasses are not subject to the provisions listed in Standard Provisions – Permit Compliance I.G.3, I.G.4, and I.G.5 below. (40 C.F.R. § 122.41(m)(2).)
3. Prohibition of bypass. Bypass is prohibited, and the Regional Water Board may take enforcement action against a Discharger for bypass, unless (40 C.F.R. § 122.41(m)(4)(i)):
 - a. Bypass was unavoidable to prevent loss of life, personal injury, or severe property damage (40 C.F.R. § 122.41(m)(4)(i)(A));
 - b. There were no feasible alternatives to the bypass, such as the use of auxiliary treatment facilities, retention of untreated wastes, or maintenance during normal periods of equipment downtime. This condition is not satisfied if adequate back-up equipment should have been installed in the exercise of reasonable engineering judgment to prevent a bypass that occurred during normal periods of equipment downtime or preventive maintenance (40 C.F.R. § 122.41(m)(4)(i)(B)); and
 - c. The Discharger submitted notice to the Regional Water Board as required under Standard Provisions – Permit Compliance I.G.5 below. (40 C.F.R. § 122.41(m)(4)(i)(C).)
4. The Regional Water Board may approve an anticipated bypass, after considering its adverse effects, if the Regional Water Board determines that it will meet the three conditions listed in Standard Provisions – Permit Compliance I.G.3 above. (40 C.F.R. § 122.41(m)(4)(ii).)

T
E
N
T
A
T
I
V
E

5. Notice

- a. Anticipated bypass. If the Discharger knows in advance of the need for a bypass, it shall submit prior notice, if possible at least 10 days before the date of the bypass. The notice shall be sent to the Regional Water Board. As of December 21, 2020, notices shall also be submitted electronically to the initial recipient defined in Standard Provisions – Reporting V.J below. Notices shall comply with 40 C.F.R. part 3, 40 C.F.R. section 122.22, and 40 C.F.R. part 127. (40 C.F.R. § 122.41(m)(3)(i).)
- b. Unanticipated bypass. The Discharger shall submit a notice of an unanticipated bypass as required in Standard Provisions - Reporting V.E below (24-hour notice). The notice shall be sent to the Regional Water Board. As of December 21, 2020, notice shall also be submitted electronically to the initial recipient defined in Standard Provisions – Reporting V.J below. Notices shall comply with 40 C.F.R. part 3, 40 C.F.R. section 122.22, and 40 C.F.R. part 127. (40 C.F.R. § 122.41(m)(3)(ii).)

H. Upset

Upset means an exceptional incident in which there is unintentional and temporary noncompliance with technology based permit effluent limitations because of factors beyond the reasonable control of the Discharger. An upset does not include noncompliance to the extent caused by operational error, improperly designed treatment facilities, inadequate treatment facilities, lack of preventive maintenance, or careless or improper operation. (40 C.F.R. § 122.41(n)(1).)

- 1. Effect of an upset. An upset constitutes an affirmative defense to an action brought for noncompliance with such technology based permit effluent limitations if the requirements of Standard Provisions – Permit Compliance I.H.2 below are met. No determination made during administrative review of claims that noncompliance was caused by upset, and before an action for noncompliance, is final administrative action subject to judicial review. (40 C.F.R. § 122.41(n)(2))
- 2. Conditions necessary for a demonstration of upset. A Discharger who wishes to establish the affirmative defense of upset shall demonstrate, through properly signed, contemporaneous operating logs or other relevant evidence that (40 C.F.R. § 122.41(n)(3)):
 - a. An upset occurred and that the Discharger can identify the cause(s) of the upset (40 C.F.R. § 122.41(n)(3)(i));
 - b. The permitted facility was, at the time, being properly operated (40 C.F.R. § 122.41(n)(3)(ii));
 - c. The Discharger submitted notice of the upset as required in Standard Provisions – Reporting V.E.2.b below (24-hour notice) (40 C.F.R. § 122.41(n)(3)(iii)); and
 - d. The Discharger complied with any remedial measures required under Standard Provisions – Permit Compliance I.C above. (40 C.F.R. § 122.41(n)(3)(iv).)
- 3. Burden of proof. In any enforcement proceeding, the Discharger seeking to establish the occurrence of an upset has the burden of proof. (40 C.F.R. § 122.41(n)(4).)

**T
E
N
T
A
T
I
V
E**

II. STANDARD PROVISIONS – PERMIT ACTION

A. General

This Order may be modified, revoked and reissued, or terminated for cause. The filing of a request by the Discharger for modification, revocation and reissuance, or termination, or a notification of planned changes or anticipated noncompliance does not stay any Order condition. (40 C.F.R. § 122.41(f).)

B. Duty to Reapply

If the Discharger wishes to continue an activity regulated by this Order after the expiration date of this Order, the Discharger must apply for and obtain a new permit. (40 C.F.R. § 122.41(b).)

C. Transfers

This Order is not transferable to any person except after notice to the Regional Water Board. The Regional Water Board may require modification or revocation and reissuance of the Order to change the name of the Discharger and incorporate such other requirements as may be necessary under the CWA and the Water Code. (40 C.F.R. §§ 122.41(l)(3), 122.61.)

III. STANDARD PROVISIONS – MONITORING

A. Samples and measurements taken for the purpose of monitoring shall be representative of the monitored activity. (40 C.F.R. § 122.41(j)(1).)

B. Monitoring must be conducted according to test procedures approved under 40 C.F.R. part 136 for the analyses of pollutants unless another method is required under 40 C.F.R. chapter 1, subchapter N. Monitoring must be conducted according to sufficiently sensitive test methods approved under 40 C.F.R. part 136 for the analysis of pollutants or pollutant parameters or as required under 40 C.F.R. chapter 1, subchapter N. For the purposes of this paragraph, a method is sufficiently sensitive when:

1. The method minimum level (ML) is at or below the level of the most stringent effluent limitation established in the permit for the measured pollutant or pollutant parameter, and either the method ML is at or below the level of the most stringent applicable water quality criterion for the measured pollutant or pollutant parameter or the method ML is above the applicable water quality criterion but the amount of the pollutant or pollutant parameter in the facility's discharge is high enough that the method detects and quantifies the level of the pollutant or pollutant parameter in the discharge; or
2. The method has the lowest ML of the analytical methods approved under 40 C.F.R. part 136 or required under 40 C.F.R. chapter 1, subchapter N for the measured pollutant or pollutant parameter.

In the case of pollutants or pollutant parameters for which there are no approved methods under 40 C.F.R. part 136 or otherwise required under 40 C.F.R. chapter 1, subchapter N, monitoring must be conducted according to a test procedure specified in this Order for such pollutants or pollutant parameters. (40 C.F.R. §§ 122.21(e)(3), 122.41(j)(4), 122.44(i)(1)(iv).)

IV. STANDARD PROVISIONS – RECORDS

A. The Discharger shall retain records of all monitoring information, including all calibration and maintenance records and all original strip chart recordings for continuous monitoring instrumentation, copies of all reports required by this Order, and records of all data used to complete the application for this Order, for a period of at least three (3) years from the date of the sample, measurement, report or application. This period may be extended by request of the Regional Water Board Executive Officer at any time. (40 C.F.R. § 122.41(j)(2).)

B. Records of monitoring information shall include:

T
E
N
T
A
T
I
V
E

1. The date, exact place, and time of sampling or measurements (40 C.F.R. § 122.41(j)(3)(i));
 2. The individual(s) who performed the sampling or measurements (40 C.F.R. § 122.41(j)(3)(ii));
 3. The date(s) analyses were performed (40 C.F.R. § 122.41(j)(3)(iii));
 4. The individual(s) who performed the analyses (40 C.F.R. § 122.41(j)(3)(iv));
 5. The analytical techniques or methods used (40 C.F.R. § 122.41(j)(3)(v)); and
 6. The results of such analyses. (40 C.F.R. § 122.41(j)(3)(vi).)
- C. Claims of confidentiality for the following information will be denied (40 C.F.R. § 122.7(b)):
1. The name and address of any permit applicant or Discharger (40 C.F.R. § 122.7(b)(1)); and
 2. Permit applications and attachments, permits and effluent data. (40 C.F.R. § 122.7(b)(2).)

V. STANDARD PROVISIONS – REPORTING

A. Duty to Provide Information

The Discharger shall furnish to the Regional Water Board, State Water Board, or U.S. EPA within a reasonable time, any information which the Regional Water Board, State Water Board, or U.S. EPA may request to determine whether cause exists for modifying, revoking and reissuing, or terminating this Order or to determine compliance with this Order. Upon request, the Discharger shall also furnish to the Regional Water Board, State Water Board, or U.S. EPA copies of records required to be kept by this Order. (40 C.F.R. § 122.41(h); Wat. Code, §§ 13267, 13383.)

B. Signatory and Certification Requirements

1. All applications, reports, or information submitted to the Regional Water Board, State Water Board, and/or U.S. EPA shall be signed and certified in accordance with Standard Provisions – Reporting V.B.2, V.B.3, V.B.4, V.B.5, and V.B.6 below. (40 C.F.R. § 122.41(k).)
2. All permit applications shall be signed by a responsible corporate officer. For the purpose of this section, a responsible corporate officer means: (i) A president, secretary, treasurer, or vice-president of the corporation in charge of a principal business function, or any other person who performs similar policy- or decision-making functions for the corporation, or (ii) the manager of one or more manufacturing, production, or operating facilities, provided, the manager is authorized to make management decisions which govern the operation of the regulated facility including having the explicit or implicit duty of making major capital investment recommendations, and initiating and directing other comprehensive measures to assure long term environmental compliance with environmental laws and regulations; the manager can ensure that the necessary systems are established or actions taken to gather complete and accurate information for permit application requirements; and where authority to sign documents has been assigned or delegated to the manager in accordance with corporate procedures. (40 C.F.R. § 122.22(a)(1).)
3. All reports required by this Order and other information requested by the Regional Water Board, State Water Board, or U.S. EPA shall be signed by a person described in Standard Provisions – Reporting V.B.2 above, or by a duly authorized representative of that person. A person is a duly authorized representative only if:
 - a. The authorization is made in writing by a person described in Standard Provisions – Reporting V.B.2 above (40 C.F.R. § 122.22(b)(1));

T
E
N
T
A
T
I
V
E

- b. The authorization specifies either an individual or a position having responsibility for the overall operation of the regulated facility or activity such as the position of plant manager, operator of a well or a well field, superintendent, position of equivalent responsibility, or an individual or position having overall responsibility for environmental matters for the company. (A duly authorized representative may thus be either a named individual or any individual occupying a named position.) (40 C.F.R. § 122.22(b)(2)); and
 - c. The written authorization is submitted to the Regional Water Board and State Water Board. (40 C.F.R. § 122.22(b)(3).)
- 4. If an authorization under Standard Provisions – Reporting V.B.3 above is no longer accurate because a different individual or position has responsibility for the overall operation of the facility, a new authorization satisfying the requirements of Standard Provisions – Reporting V.B.3 above must be submitted to the Regional Water Board and State Water Board prior to or together with any reports, information, or applications, to be signed by an authorized representative. (40 C.F.R. § 122.22(c).)
 - 5. Any person signing a document under Standard Provisions – Reporting V.B.2 or V.B.3 above shall make the following certification:

“I certify under penalty of law that this document and all attachments were prepared under my direction or supervision in accordance with a system designed to assure that qualified personnel properly gather and evaluate the information submitted. Based on my inquiry of the person or persons who manage the system or those persons directly responsible for gathering the information, the information submitted is, to the best of my knowledge and belief, true, accurate, and complete. I am aware that there are significant penalties for submitting false information, including the possibility of fine and imprisonment for knowing violations.” (40 C.F.R. § 122.22(d).)
 - 6. Any person providing the electronic signature for documents described in Standard Provisions – V.B.1, V.B.2, or V.B.3 that are submitted electronically shall meet all relevant requirements of Standard Provisions – Reporting V.B, and shall ensure that all relevant requirements of 40 C.F.R. part 3 (Cross-Media Electronic Reporting) and 40 C.F.R. part 127 (NPDES Electronic Reporting Requirements) are met for that submission. (40 C.F.R. § 122.22(e).)

C. Monitoring Reports

- 1. Monitoring results shall be reported at the intervals specified in the Monitoring and Reporting Program (Attachment E) in this Order. (40 C.F.R. § 122.41(l)(4).)
- 2. Monitoring results must be reported on a Discharge Monitoring Report (DMR) form or forms provided or specified by the Regional Water Board or State Water. As of December 21, 2016, all reports and forms must be submitted electronically to the initial recipient defined in Standard Provisions – Reporting V.J and comply with 40 C.F.R. part 3, 40 C.F.R. section 122.22, and 40 C.F.R. part 127. (40 C.F.R. § 122.41(l)(4)(i).)
- 3. If the Discharger monitors any pollutant more frequently than required by this Order using test procedures approved under 40 C.F.R. part 136, or another method required for an industry-specific waste stream under 40 C.F.R. chapter 1, subchapter N, the results of such monitoring shall be included in the calculation and reporting of the data submitted in the DMR or reporting form specified by the Regional Water Board or State Water Board. (40 C.F.R. § 122.41(l)(4)(ii).)
- 4. Calculations for all limitations, which require averaging of measurements, shall utilize an arithmetic mean unless otherwise specified in this Order. (40 C.F.R. § 122.41(l)(4)(iii).)

T
E
N
T
A
T
I
V
E

D. Compliance Schedules

Reports of compliance or noncompliance with, or any progress reports on, interim and final requirements contained in any compliance schedule of this Order, shall be submitted no later than 14 days following each schedule date. (40 C.F.R. § 122.41(l)(5).)

E. Twenty-Four Hour Reporting

1. The Discharger shall report any noncompliance which may endanger health or the environment. Any information shall be provided orally within 24 hours from the time the Discharger becomes aware of the circumstances. A report shall also be provided within five (5) days of the time the Discharger becomes aware of the circumstances. The report shall contain a description of the noncompliance and its cause; the period of noncompliance, including exact dates and times, and if the noncompliance has not been corrected, the anticipated time it is expected to continue; and steps taken or planned to reduce, eliminate, and prevent reoccurrence of the noncompliance.

For noncompliance events related to combined sewer overflows, sanitary sewer overflows, or bypass events, these reports must include the data described above (with the exception of time of discovery) as well as the type of event (i.e., combined sewer overflow, sanitary sewer overflow, or bypass event), type of overflow structure (e.g., manhole, combined sewer overflow outfall), discharge volume untreated by the treatment works treating domestic sewage, types of human health and environmental impacts of the event, and whether the noncompliance was related to wet weather.

As of December 21, 2020, all reports related to combined sewer overflows, sanitary sewer overflows, or bypass events must be submitted to the Regional Water Board and must be submitted electronically to the initial recipient defined in Standard Provisions – Reporting V.J. The reports shall comply with 40 C.F.R. part 3, 40 C.F.R. section 122.22, and 40 C.F.R. part 127. The Regional Water Board may also require the Discharger to electronically submit reports not related to combined sewer overflows, sanitary sewer overflows, or bypass events under this section. (40 C.F.R. § 122.41(l)(6)(i).)

2. The following shall be included as information that must be reported within 24 hours:
 - a. Any unanticipated bypass that exceeds any effluent limitation in this Order. (40 C.F.R. § 122.41(l)(6)(ii)(A).)
 - b. Any upset that exceeds any effluent limitation in this Order. (40 C.F.R. § 122.41(l)(6)(ii)(B).)
3. The Regional Water Board may waive the above required written report on a case-by-case basis if an oral report has been received within 24 hours. (40 C.F.R. § 122.41(l)(6)(ii)(B).)

F. Planned Changes

The Discharger shall give notice to the Regional Water Board as soon as possible of any planned physical alterations or additions to the permitted facility. Notice is required under this provision only when (40 C.F.R. § 122.41(l)(1)):

1. The alteration or addition to a permitted facility may meet one of the criteria for determining whether a facility is a new source in section 122.29(b) (40 C.F.R. § 122.41(l)(1)(i)); or
2. The alteration or addition could significantly change the nature or increase the quantity of pollutants discharged. This notification applies to pollutants that are subject neither to effluent limitations in this Order nor to notification requirements under section 122.42(a)(1) (see Additional Provisions—Notification Levels VII.A.1). (40 C.F.R. § 122.41(l)(1)(ii).)

T
E
N
T
A
T
I
V
E

G. Anticipated Noncompliance

The Discharger shall give advance notice to the Regional Water Board of any planned changes in the permitted facility or activity that may result in noncompliance with this Order's requirements. (40 C.F.R. § 122.41(l)(2).)

H. Other Noncompliance

The Discharger shall report all instances of noncompliance not reported under Standard Provisions – Reporting V.C, V.D, and V.E above at the time monitoring reports are submitted. The reports shall contain the information listed in Standard Provision – Reporting V.E above. For noncompliance events related to combined sewer overflows, sanitary sewer overflows, or bypass events, these reports shall contain the information described in Standard Provision – Reporting V.E and the applicable required data in appendix A to 40 C.F.R. part 127. The Regional Water Board may also require the Discharger to electronically submit reports not related to combined sewer overflows, sanitary sewer overflows, or bypass events under this section. (40 C.F.R. § 122.41(l)(7).)

I. Other Information

When the Discharger becomes aware that it failed to submit any relevant facts in a permit application, or submitted incorrect information in a permit application or in any report to the Regional Water Board, State Water Board, or U.S. EPA, the Discharger shall promptly submit such facts or information. (40 C.F.R. § 122.41(l)(8).)

J. Initial Recipient for Electronic Reporting Data

The owner, operator, or the duly authorized representative is required to electronically submit NPDES information specified in appendix A to 40 C.F.R. part 127 to the initial recipient defined in 40 C.F.R. section 127.2(b). U.S. EPA will identify and publish the list of initial recipients on its website and in the Federal Register, by state and by NPDES data group [see 40 C.F.R. section 127.2(c)]. U.S. EPA will update and maintain this listing. (40 C.F.R. § 122.41(l)(9).)

VI. STANDARD PROVISIONS – ENFORCEMENT

- A.** The Regional Water Board is authorized to enforce the terms of this permit under several provisions of the Water Code, including, but not limited to, sections 13268, 13385, 13386, and 13387.
- B.** The CWA provides that any person who violates section 301, 302, 306, 307, 308, 318 or 405 of the Act, or any permit condition or limitation implementing any such sections in a permit issued under section 402, or any requirement imposed in a pretreatment program approved under sections 402(a)(3) or 402(b)(8) of the Act, is subject to a civil penalty not to exceed \$25,000 per day for each violation. The CWA provides that any person who negligently violates sections 301, 302, 306, 307, 308, 318, or 405 of the Act, or any condition or limitation implementing any of such sections in a permit issued under section 402 of the Act, or any requirement imposed in a pretreatment program approved under section 402(a)(3) or 402(b)(8) of the Act, is subject to criminal penalties of \$2,500 to \$25,000 per day of violation, or imprisonment of not more than one (1) year, or both. In the case of a second or subsequent conviction for a negligent violation, a person shall be subject to criminal penalties of not more than \$50,000 per day of violation, or by imprisonment of not more than two (2) years, or both. Any person who knowingly violates such sections, or such conditions or limitations is subject to criminal penalties of \$5,000 to \$50,000 per day of violation, or imprisonment for not more than three (3) years, or both. In the case of a second or subsequent conviction for a knowing violation, a person shall be subject to criminal penalties of not more than \$100,000 per day of violation, or imprisonment of not more than six (6) years, or both. Any person who knowingly

T
E
N
T
A
T
I
V
E

violates section 301, 302, 303, 306, 307, 308, 318 or 405 of the Act, or any permit condition or limitation implementing any of such sections in a permit issued under section 402 of the Act, and who knows at that time that he thereby places another person in imminent danger of death or serious bodily injury, shall, upon conviction, be subject to a fine of not more than \$250,000 or imprisonment of not more than 15 years, or both. In the case of a second or subsequent conviction for a knowing endangerment violation, a person shall be subject to a fine of not more than \$500,000 or by imprisonment of not more than 30 years, or both. An organization, as defined in section 309(c)(3)(B)(iii) of the CWA, shall, upon conviction of violating the imminent danger provision, be subject to a fine of not more than \$1,000,000 and can be fined up to \$2,000,000 for second or subsequent convictions [section 122.41(a)(2)] [Water Code sections 13385 and 13387].

- C. Any person may be assessed an administrative penalty by the Regional Water Board for violating section 301, 302, 306, 307, 308, 318 or 405 of this Act, or any permit condition or limitation implementing any of such sections in a permit issued under section 402 of this Act. Administrative penalties for Class I violations are not to exceed \$10,000 per violation, with the maximum amount of any Class I penalty assessed not to exceed \$25,000. Penalties for Class II violations are not to exceed \$10,000 per day for each day during which the violation continues, with the maximum amount of any Class II penalty not to exceed \$125,000 [40 C.F.R. section 122.41(a)(3)].
- D. The CWA provides that any person who falsifies, tampers with, or knowingly renders inaccurate any monitoring device or method required to be maintained under this Order shall, upon conviction, be punished by a fine of not more than \$10,000, or by imprisonment for not more than 2 years, or both. If a conviction of a person is for a violation committed after a first conviction of such person under this paragraph, punishment is a fine of not more than \$20,000 per day of violation, or by imprisonment of not more than 4 years, or both [40 C.F.R. section 122.41(j)(5)].
- E. The CWA provides that any person who knowingly makes any false statement, representation, or certification in any record or other document submitted or required to be maintained under this Order, including monitoring reports or reports of compliance or noncompliance shall, upon conviction, be punished by a fine of not more than \$10,000 per violation, or by imprisonment for not more than six months per violation, or by both [40 C.F.R. section 122.41(k)(2)].

VII. ADDITIONAL PROVISIONS – NOTIFICATION LEVELS

A. Non-Municipal Facilities

Existing manufacturing, commercial, mining, and silvicultural Dischargers shall notify the Regional Water Board as soon as they know or have reason to believe (40 C.F.R. § 122.42(a)):

1. That any activity has occurred or will occur that would result in the discharge, on a routine or frequent basis, of any toxic pollutant that is not limited in this Order, if that discharge will exceed the highest of the following "notification levels" (40 C.F.R. § 122.42(a)(1)):
 - a. 100 micrograms per liter ($\mu\text{g/L}$) (40 C.F.R. § 122.42(a)(1)(i));
 - b. 200 $\mu\text{g/L}$ for acrolein and acrylonitrile; 500 $\mu\text{g/L}$ for 2,4-dinitrophenol and 2-methyl-4,6-dinitrophenol; and 1 milligram per liter (mg/L) for antimony (40 C.F.R. § 122.42(a)(1)(ii));
 - c. Five (5) times the maximum concentration value reported for that pollutant in the Report of Waste Discharge (40 C.F.R. § 122.42(a)(1)(iii)); or
 - d. The level established by the Regional Water Board in accordance with section 122.44(f). (40 C.F.R. § 122.42(a)(1)(iv).)

T
E
N
T
A
T
I
V
E

2. That any activity has occurred or will occur that would result in the discharge, on a non-routine or infrequent basis, of any toxic pollutant that is not limited in this Order, if that discharge will exceed the highest of the following "notification levels" (40 C.F.R. § 122.42(a)(2)):
 - a. 500 micrograms per liter ($\mu\text{g/L}$) (40 C.F.R. § 122.42(a)(2)(i));
 - b. 1 milligram per liter (mg/L) for antimony (40 C.F.R. § 122.42(a)(2)(ii));
 - c. Ten (10) times the maximum concentration value reported for that pollutant in the Report of Waste Discharge (40 C.F.R. § 122.42(a)(2)(iii)); or
 - d. The level established by the Regional Water Board in accordance with section 122.44(f). (40 C.F.R. § 122.42(a)(2)(iv).)

**T
E
N
T
A
T
I
V
E**

ATTACHMENT E – MONITORING AND REPORTING PROGRAM (CI-6521)

CONTENTS

I. General Monitoring Provisions	E-2
II. Monitoring Locations	E-5
III. Influent Monitoring Requirements – Not Applicable	E-5
IV. Effluent Monitoring Requirements	E-5
A. Monitoring Location EFF-001	E-5
V. Whole Effluent Toxicity Testing Requirements	E-8
VI. Land Discharge Monitoring Requirements – Not Applicable	E-12
VII. Recycling Monitoring Requirements – Not Applicable	E-12
VIII. Receiving Water Monitoring Requirements	E-12
A. Monitoring Location RSW-001	E-12
B. Monitoring Location RSW-002	E-13
C. Monitoring Location Monitoring Location RSW-003.....	E-14
IX. Other Monitoring Requirements	E-15
A. Rainfall Monitoring	E-15
B. Visual Observation.....	E-15
C. Harbor Toxic TMDL Monitoring Requirements	E-15
X. Reporting Requirements	E-15
A. General Monitoring and Reporting Requirements	E-15
B. Self-Monitoring Reports (SMRs)	E-16
C. Discharge Monitoring Reports (DMRs).....	E-17
D. Other Reports	E-18

TABLES

Table E-1. Monitoring Station Locations	E-5
Table E-2. Effluent Monitoring at Monitoring Location EFF-001	E-5
Table E-3. Receiving Water Monitoring Requirements (Monitoring Location RSW-001)	E-12
Table E-4. Receiving Water Monitoring Requirements (Monitoring Location RSW-002)	E-13
Table E-5. Monitoring Periods and Reporting Schedule.....	E-16

**T
E
N
T
A
T
I
V
E**

ATTACHMENT E – MONITORING AND REPORTING PROGRAM (MRP No. 6521)

Section 308 of the federal Clean Water Act (CWA) and sections 122.41(h), (j)-(l), 122.44(i), and 122.48 of title 40 of the Code of Federal Regulations (40 C.F.R.) require that all NPDES permits specify monitoring and reporting requirements. Water Code sections 13267 and 13383 also authorize the Regional Water Board to establish monitoring, inspection, entry, reporting, and recordkeeping requirements. This MRP establishes monitoring, reporting, and recordkeeping requirements that implement the federal and California laws and/or regulations.

I. GENERAL MONITORING PROVISIONS

- A.** An effluent sampling station shall be established for the point of discharge (Discharge Point 001 [Latitude 33.9721°, Longitude -118.1165°]) and shall be located where representative samples of that effluent can be obtained.
- B.** The Regional Water Board shall be notified in writing of any changes in the sampling stations once established or in the methods for determining the quantities of pollutants in the individual waste streams.
- C.** Effluent samples shall be taken downstream of any addition to treatment works and prior to mixing with the receiving waters.
- D.** Pollutants shall be analyzed using the analytical methods described in 40 C.F.R. sections 136.3, 136.4, and 136.5 (revised May 18, 2012); or, where no methods are specified for a given pollutant, by methods approved by this Regional Water Board or the State Water Board.
- E.** Laboratory Certification. Laboratories analyzing monitoring samples shall be certified by the State Water Board, Drinking Water Division, Environmental Laboratory Accreditation Program (ELAP) in accordance with the provision of Water Code section 13176, and must include quality assurance/quality control data with their reports. A copy of the laboratory certification shall be provided each time a new certification and/or renewal of the certification is obtained from ELAP.
- F.** For any analyses performed for which no procedure is specified in the U.S. EPA guidelines or in the MRP, the constituent or parameter analyzed and the method or procedure used must be specified in the monitoring report.
- G.** Each monitoring report must affirm in writing that “all analyses were conducted at a laboratory certified for such analyses by the State Water Board or approved by the Executive Officer and in accordance with current U.S. EPA guideline procedures or as specified in this MRP”.
- H.** The monitoring reports shall specify the analytical method used, the Method Detection Limit (MDL), and the Minimum Level (ML) for each pollutant. For the purpose of reporting compliance with numerical limitations, performance goals, and receiving water limitations, analytical data shall be reported by one of the following methods, as appropriate:
 - 1.** An actual numerical value for sample results greater than or equal to the ML; or
 - 2.** “Detected, but Not Quantified (DNQ)” if results are greater than or equal to the laboratory’s MDL but less than the ML; or,
 - 3.** “Not-Detected (ND)” for sample results less than the laboratory’s MDL with the MDL indicated for the analytical method used.

Analytical data reported as “less than” for the purpose of reporting compliance with permit limitations shall be the same or lower than the permit limit(s) established for the given parameter.

T
E
N
T
A
T
I
V
E

Current MLs (Attachment H) are those published by the State Water Board in the Policy for the Implementation of Toxics Standards for Inland Surface Waters, Enclosed Bays, and Estuaries of California, February 24, 2005.

- I. The MLs employed for effluent analyses to determine compliance with effluent limitations shall be lower than the effluent limitations established in this Order for a given parameter as per the sufficiently sensitive regulations at 40 C.F.R. section 122.44(i)(1)(iv). If the ML value is not below the effluent limitations, then the lowest ML value and its associated analytical method shall be selected for compliance purposes. At least once a year, the Discharger shall submit a list of the analytical methods employed for each test and associated laboratory QA/QC procedures.
- J. The MLs employed for effluent analyses not associated with determining compliance with effluent limitations in this Order shall be lower than the lowest applicable water quality objective, for a given parameter as per the sufficiently sensitive regulations at 40 C.F.R. section 122.44(i)(1)(iv). Water quality objectives for parameters may be found in Chapter 3 of the Basin Plan and the CTR (40 C.F.R. section 131.38). If the ML value is not below the water quality objective, then the lowest ML value and its associated analytical method shall be selected for compliance purposes. At least once a year, the Discharger shall submit a list of the analytical methods employed for each test, the associated laboratory QA/QC procedures, reporting levels (RLs), and method detection limits (MDLs).

Where no U.S. EPA-approved method exists, the Regional Water Board, in consultation with the State Water Board Quality Assurance Program, shall establish a ML that is not contained in Attachment H to be included in the Discharger's permit in any of the following situations:

- 1. When the pollutant under consideration is not included in Attachment H;
 - 2. When the Discharger and Regional Water Board agree to include in the permit a test method that is more sensitive than that specified in 40 C.F.R. Part 136 (revised May 18, 2012);
 - 3. When the Discharger agrees to use an ML that is lower than that listed in Attachment H;
 - 4. When the Discharger demonstrates that the calibration standard matrix is sufficiently different from that used to establish the ML in Attachment H, and proposes an appropriate ML for their matrix; or,
 - 5. When the Discharger uses a method whose quantification practices are not consistent with the definition of an ML. Examples of such methods are the U.S. EPA-approved method 1613 for dioxins and furans, method 1624 for volatile organic substances, and method 1625 for semi-volatile organic substances. In such cases, the Discharger, the Regional Water Board, and the State Water Board shall agree on a lowest quantifiable limit and that limit will substitute for the ML for reporting and compliance determination purposes.
- K. Water/wastewater samples must be analyzed within allowable holding time limits as specified in 40 C.F.R. section 136.3. All QA/QC items must be run on the same dates the samples were actually analyzed, and the results shall be reported in the Regional Water Board format, when it becomes available, and submitted with the laboratory reports. Proper chain of custody procedures must be followed, and a copy of the chain of custody shall be submitted with the report.
 - L. Field analyses with short sample holding times such as pH, total residual chlorine, and temperature, may be performed using properly calibrated and maintained portable instruments by trained personnel acting on the Discharger's behalf, using methods in accordance with 40 C.F.R. part 136. All field instruments must be calibrated per manufacturer's instructions. A manual containing the standard operating procedures for all field analyses, including records

T
E
N
T
A
T
I
V
E

of personnel proficiency training, instruments calibration and maintenance, and quality control procedures shall be maintained onsite, and shall be available for inspection by Regional Water Board staff. Information including instrument calibration, time of sample collection, time of analysis, name of analyst, quality assurance/quality control data, and measurement values shall be clearly documented during each field analysis and submitted to the Regional Water Board as part of the corresponding regular monitoring report.

- M.** All analyses shall be accompanied by the chain of custody, including but not limited to date and time of sampling, sample identification, and name of person who performed sampling, date of analysis, name of person who performed analysis, QA/QC data, method detection limits, analytical methods, copy of laboratory certification, and a perjury statement executed by the person responsible for the laboratory.
- N.** The Discharger shall calibrate and perform maintenance procedures on all monitoring instruments and to insure accuracy of measurements, or shall insure that both equipment activities will be conducted.
- O.** The Discharger shall have, and implement, an acceptable written quality assurance (QA) plan for laboratory analyses. Unless otherwise specified in the analytical method, duplicate samples must be analyzed at a frequency of 5% (1 in 20 samples) with at least one if there are fewer than 20 samples in a batch. A batch is defined as a single analytical run encompassing no more than 24 hours from start to finish. A similar frequency shall be maintained for analyzing spiked samples.
- P.** For parameters that both average monthly and maximum daily limits are specified and the monitoring frequency is less than four times a month, the following shall apply. If an analytical result is greater than the average monthly limit, the Discharger may collect four additional samples at approximately equal intervals during the month, until compliance with the average monthly limit has been demonstrated. All five analytical results shall be reported in the monitoring report for that month, or 45 days after results for the additional samples were received, whichever is later. In the event of noncompliance with an average monthly effluent limitation, the sampling frequency for that constituent may be increased to weekly and may continue at this level until compliance with the average monthly effluent limitation has been demonstrated. The Discharger shall provide for the approval of the Executive Officer a program to ensure future compliance with the average monthly limit.
- Q.** In the event wastes are transported to a different disposal site during the reporting period, the following shall be reported in the monitoring report:
 - 1.** Types of wastes and quantity of each type;
 - 2.** Name and address for each hauler of wastes (or method of transport if other than by hauling); and
 - 3.** Location of the final point(s) of disposal for each type of waste.If no wastes are transported off-site during the reporting period, a statement to that effect shall be submitted.
- R.** Each monitoring report shall state whether or not there was any change in the discharge as described in the Order during the reporting period.

**T
E
N
T
A
T
I
V
E**

II. MONITORING LOCATIONS

The Discharger shall establish the following monitoring locations to demonstrate compliance with the effluent limitations, discharge specifications, and other requirements in this Order:

Table E-1. Monitoring Station Locations

Discharge Point Name	Monitoring Location Name	Monitoring Location Description
Effluent Monitoring		
001	EFF-001	The effluent sampling station shall be located where representative samples of the discharge through Discharge Point 001 can be obtained prior to discharge into the unnamed drainage ditch that conveys to the Rio Hondo. (Latitude 33.9721°, Longitude -118.1165°)
Receiving Water Monitoring		
--	RSW-001	A safe receiving water sampling location where representative samples of the Rio Hondo can be obtained at least 50 feet <u>upstream</u> from the point of confluence of the discharge into the Rio Hondo. The monitoring location shall be outside of the influence of the discharge.
--	RSW-002	A safe receiving water sampling location where representative samples of the Rio Hondo can be obtained at least 50 feet <u>downstream</u> from the point of confluence of the discharge into the Rio Hondo. The monitoring location shall be outside of the influence of the discharge.
--	RSW-003	The Los Angeles County Department of Public Works' Willow Street Gauge station at Wardlow (F319-R). The stream flow data may be obtained by contacting LACDPW at (626) 458-5100 or through Mr. Arthur Gotingco at (626)458-6379 or at agoting@dpw.lacounty.gov . The data for this station is downloaded once a month with a 1-2 week processing time for the provisional data.

The North latitude and West longitude information in Table E-1 are approximate for administrative purposes.

III. INFLUENT MONITORING REQUIREMENTS – NOT APPLICABLE

IV. EFFLUENT MONITORING REQUIREMENTS

A. Monitoring Location EFF-001

- The Discharger shall monitor discharge from Discharge Point 001 at Monitoring Location EFF-001 as follows. If more than one analytical test method is listed for a given parameter, the Discharger must select from the listed methods and corresponding minimum level.

Table E-2. Effluent Monitoring at Monitoring Location EFF-001

Parameter	Units	Sample Type	Minimum Sampling Frequency	Required Analytical Test Method
Flow	Gallons/day	Meter	1/Day ¹	--
Conventional Pollutants				
Biochemical Oxygen Demand (BOD ₅) 5-day @ 20°C ²	mg/L	Grab	1/Discharge Event ³	4

T
E
N
T
A
T
I
V
E

Parameter	Units	Sample Type	Minimum Sampling Frequency	Required Analytical Test Method
Oil and Grease ²	mg/L	Grab	1/Discharge Event ³	4
pH	standard units	Grab	1/Discharge Event ³	4
Total Suspended Solids (TSS) ²	mg/L	Grab	1/Discharge Event ³	4
Non-conventional Pollutants				
Ammonia, Total (as Nitrogen) ²	mg/L	Grab	1/Discharge Event ³	4
Chronic Toxicity	Pass or Fail, % effect (for TST Statistical Approach)	Grab	1/Year ^{6,7}	8
Chloride	mg/L	Grab	1/Quarter ⁵	4
<i>E. Coli</i>	CFU/100mL or MPN/100mL	Grab	1/Quarter ^{5,9}	4,10
Nitrate (as Nitrogen) ²	mg/L	Grab	1/Discharge Event ³	4
Nitrite (as Nitrogen) ²	mg/L	Grab	1/Discharge Event ³	4
Nitrite plus nitrate, Total (as Nitrogen) ²	mg/L	Grab	1/Discharge Event ³	4
Phenols	mg/L	Grab	1/Quarter ⁵	4
Sulfates	mg/L	Grab	1/Quarter ⁵	4
Sulfides	mg/L	Grab	1/Quarter ⁵	4
Temperature	°F	Grab	1/Discharge Event ³	4
Total Dissolved Solids (TDS)	mg/L	Grab	1/Quarter ⁵	4
Total Petroleum Hydrocarbons (TPH) as Gasoline (C ₄ -C ₁₂) ^{2,11}	µg/L	Grab	1/Discharge Event ³	EPA Method 503.1 or 8015B
TPH as Diesel (C ₁₃ -C ₂₂) ^{2,11}	µg/L	Grab	1/Discharge Event ³	EPA method 503.1, 8015B, or 8270
TPH as Waste Oil (C ₂₃₊) ^{2,11}	µg/L	Grab	1/Discharge Event ³	EPA method 503.1, 8015B, or 8270
Turbidity	NTU	Grab	1/Discharge Event ³	4
Xylene, total	µg/L	Grab	1/Quarter ⁵	4
Priority Pollutants				
Arsenic, Total Recoverable ²	µg/L	Grab	1/Discharge Event ³	4
Cadmium, Total Recoverable ²	µg/L	Grab	1/Discharge Event ³	4
Copper, Total Recoverable ²	µg/L	Grab	1/Discharge Event ³	4
Lead, Total Recoverable ²	µg/L	Grab	1/Discharge Event ³	4
Mercury, Total Recoverable ²	µg/L	Grab	1/Discharge Event ³	4
Nickel, Total Recoverable ²	µg/L	Grab	1/Discharge Event ³	4
Selenium, Total Recoverable ²	µg/L	Grab	1/Discharge Event ³	4
Zinc, Total Recoverable ²	µg/L	Grab	1/Discharge Event ³	4
Cyanide, Total	µg/L	Grab	1/Discharge Event ³	4
Bis(2-ethylhexyl)Phthalate ²	µg/L	Grab	1/Discharge Event ³	4

T
E
N
T
A
T
I
V
E

Parameter	Units	Sample Type	Minimum Sampling Frequency	Required Analytical Test Method
Remaining Priority Pollutants ¹²	µg/L	Grab	1/Year ⁶	4
TCDD Equivalents ¹³	µg/L	Grab	1/Year ⁶	4

- ¹ Flow shall be recorded daily during each period of discharge. Periods of no flow shall also be reported.
- ² The mass emission (lbs/day) for the discharge shall be calculated and reported using the limitation concentration and the actual flow rate measured at the time of discharge, using the formula:

$$M = 8.34 \times C_e \times Q$$
 where: M = mass discharge for a pollutant, lbs/day
 C_e = Reported concentration for a pollutant in mg/L
 Q = actual discharge flow rate (MGD).
- ³ During periods of extended discharge, no more than one sample per week (or 7-day period) is required to be collected. Sampling shall be conducted during the first hour of discharge. If, for safety reasons, a sample cannot be obtained during the first hour of discharge, a sample shall be obtained at the first safe opportunity, and the reason for the delay shall be included in the report.
- ⁴ Pollutants shall be analyzed using the analytical methods described in 40 C.F.R. part 136; for priority pollutants, the methods must meet the lowest MLs specified in Attachment 4 of the SIP, provided in Attachment H. Where no methods are specified for a given pollutant, the methods must be approved by the Regional Water Board or the State Water Board. If more than one analytical test method is listed for a given parameter, the Discharger must select a sufficiently sensitive method from the listed methods and corresponding ML necessary to demonstrate compliance with applicable effluent limitations.
- ⁵ Monitoring is required during each quarterly monitoring period (January 1 - March 31; April 1 – June 30; July 1 – September 30; and October 1 – December 31) in which discharge occurs. If there is no discharge to surface water during that quarter, the corresponding quarterly monitoring report shall so state under penalty of perjury.
- ⁶ Monitoring is only required during years in which discharge occurs. If there is no discharge to surface water, the corresponding quarterly monitoring report shall so state under penalty of perjury.
- ⁷ For the first chronic toxicity sampling event under this Order, the Discharger shall conduct species sensitivity screening in accordance to section V.A.4 of this MRP. Thereafter, sampling shall be performed annually using the most sensitive species.
- ⁸ Refer to section V, Whole Effluent Toxicity Testing Requirements. The maximum daily single result shall be reported as “Pass” or “Fail” and “% Effect”.
- ⁹ During each quarter, the Discharger shall collect at least 5 samples equally spaced over a 30-day period during discharge to obtain a geometric mean. If there is an insufficient number of discharges to surface water during the period to obtain at least 5 samples, the corresponding quarterly monitoring report shall so state under penalty of perjury.
- ¹⁰ Detection methods used for *E. coli* shall be those presented in Table 1A of 40 C.F.R. part 136, unless alternate methods have been approved by U.S. EPA pursuant to 40 C.F.R. part 136 or improved methods have been determined by the Executive Officer and/or U.S. EPA.
- ¹¹ The Discharger shall report the sum of TPH as Gasoline (C₄-C₁₂), TPH as Diesel (C₁₃-C₂₂), and TPH as Oil (C₂₃₊).
- ¹² Priority Pollutants as defined by the California Toxics Rule (CTR) and in Attachment I to this Order.
- ¹³ TCDD equivalents shall be calculated using the following formula, where the MLs and the toxicity equivalency factors (TEFs) are as listed in the Table below. The Discharger shall report all measured values of individual congeners, including data qualifiers. When calculating TCDD equivalents, the Discharger shall set congener concentrations below the MLs to zero. U.S. EPA method 1613 may be used to analyze dioxin and furan congeners.

$$\text{Dioxin-TEQ (TCDD equivalents)} = \sum(C_x \times \text{TEF}_x)$$
 where: C_x = concentration of dioxin or furan congener x
 TEF_x = TEF for congener x

Congeners	Minimum Levels (pg/L)	Toxicity Equivalence Factor (TEF)
2,3,7,8 - tetra CDD	10	1.0
1,2,3,7,8 - penta CDD	50	1.0

T
E
N
T
A
T
I
V
E

Congeners	Minimum Levels (pg/L)	Toxicity Equivalence Factor (TEF)
1,2,3,4,7,8 - hexa CDD	50	0.1
1,2,3,6,7,8 - hexa CDD	50	0.1
1,2,3,7,8,9 - hexa CDD	50	0.1
1,2,3,4,6,7,8 - hepta CDD	50	0.01
Octa CDD	100	0.0001
2,3,7,8 - tetra CDF	10	0.1
1,2,3,7,8 - penta CDF	50	0.05
2,3,4,7,8 - penta CDF	50	0.5
1,2,3,4,7,8 - hexa CDF	50	0.1
1,2,3,6,7,8 - hexa CDF	50	0.1
1,2,3,7,8,9 - hexa CDF	50	0.1
2,3,4,6,7,8 - hexa CDF	50	0.1
1,2,3,4,6,7,8 - hepta CDFs	50	0.01
1,2,3,4,7,8,9 - hepta CDFs	50	0.01
Octa CDF	100	0.0001

V. WHOLE EFFLUENT TOXICITY TESTING REQUIREMENTS

A. Chronic Toxicity Testing

1. Discharge In-stream Waste Concentration (IWC) for Chronic Toxicity

The chronic toxicity IWC for this discharge is **100 percent** effluent.

2. Sample Volume and Holding Time

The total sample volume shall be determined by the specific toxicity test method used. Sufficient sample volume shall be collected to perform both the required toxicity tests and Toxicity Identification Evaluation (TIE) studies. All toxicity tests shall be conducted as soon as possible following sample collection. No more than 36 hours shall elapse before the conclusion of sample collection and test initiation.

3. Chronic Freshwater Species and Test Methods

If effluent samples are collected from outfalls discharging to receiving waters with salinity <1 ppt, the Discharger shall conduct the following chronic toxicity tests on effluent samples—at the in-stream waste concentration for the discharge—in accordance with species and test methods in *Short-term Methods for Estimating the Chronic Toxicity of Effluents and Receiving Waters to Freshwater Organisms* (EPA/821/R-02/013, 2002). In no case shall these species be substituted with another test species unless written authorization from the Regional Board Executive Officer is received.

- a. A static renewal toxicity test with the fathead minnow, *Pimephales promelas* (Larval Survival and Growth Test Method 1000.0).
- b. A static renewal toxicity test with the daphnid, *Ceriodaphnia dubia* (Survival and Reproduction Test Method 1002.0).
- c. A static renewal toxicity test with the green alga, *Selenastrum capricornutum* (also named *Raphidocelis subcapitata*) (Growth Test Method 1003.0).

4. Species Sensitivity Screening

Species sensitivity screening shall be conducted during this Order’s first required sample collection. The Discharger shall collect a single effluent sample and concurrently conduct

T
E
N
T
A
T
I
V
E

three toxicity tests, using the fish, an invertebrate, and the alga species as previously referenced in this section. The sample shall also be analyzed for the parameters required for the discharge as listed in Table E-2. The species that exhibits the highest “Percent Effect” at the discharge IWC during species sensitivity screening shall be used for routine annual monitoring during the permit cycle.

Rescreening is required at least once per five (5) years. The Discharger shall rescreen with the three species listed above and continue to monitor with the most sensitive species. If the first suite of rescreening tests demonstrates that the same species is the most sensitive, then the rescreening does not need to include more than one suit of tests. If a different species is the most sensitive, or if there is ambiguity, then the Discharger shall proceed with suites of screening tests using enough collected effluent for a minimum of three, but not to exceed five suites.

5. Quality Assurance and Additional Requirements

Quality assurance measures, instructions, and other recommendations and requirements are found in the test methods manuals previous referenced. Additional requirements are specified below.

- a. The discharge is subject to a determination of “Pass” or “Fail” and “Percent Effect” from a single-effluent concentration chronic toxicity test at the discharge IWC using the Test of Significant Toxicity (TST) statistical approach described in *National Pollutant Discharge Elimination System Test of Significant Toxicity/Implementation Document* (EPA 833-R-10-003, 2010), Appendix A, Figure A-1, and Table A-1. The null hypothesis (H_0) for the TST statistical approach is: Mean discharge IWC response \leq (0.75 x Mean control response). A test result that does not reject this null hypothesis is reported as “Fail”. The relative “Percent Effect” at the discharge IWC is defined and reported as: $((\text{Mean control response} - \text{Mean discharge IWC response}) \div \text{Mean control response}) \times 100\%$.
- b. If the effluent toxicity test does not meet all test acceptability criteria (TAC) specified in the referenced test method, then the Discharger must re-sample and re-test for the subsequent discharge event.
- c. Dilution water and control water, including brine controls, shall be laboratory water prepared and used as specified in the test methods manual. If dilution water and control water is different from test organism culture water, then a second control using culture water shall also be used.
- d. Monthly reference toxicant testing is sufficient. All reference toxicant test results should be reviewed and reported. Reference toxicant tests and effluent toxicity tests shall be conducted using the same test conditions (e.g., same test duration, etc.).
- e. The Discharger shall perform toxicity tests on final effluent samples. Chlorine and ammonia shall not be removed from the effluent sample prior to toxicity testing, unless explicitly authorized under this section of the Monitoring and Reporting Program and the rationale is explained in the Fact Sheet (Attachment F).

6. Preparation of Initial Investigation Toxicity Reduction Evaluation (TRE) Work Plan

The Discharger shall prepare and submit a generic Initial Investigation TRE Work Plan within 90 days of the permit effective date to be ready to respond to toxicity events. The Discharger shall review and update this work plan as necessary so it remains current and applicable to the discharge. At a minimum, the work plan shall include:

T
E
N
T
A
T
I
V
E

- a. A description of the investigation and evaluation techniques that would be used to identify potential causes and source of toxicity, effluent variability, and treatment system efficiency.
- b. A description of methods for maximizing in-house treatment system efficiency, good housekeeping practices, and a list of all chemicals used in operations at the Facility.
- c. If a Toxicity Identification Evaluation (TIE) is necessary, an indication of who would conduct the TIEs (i.e., an in-house expert or outside contractor).

7. Toxicity Identification Evaluation and Toxicity Reduction Evaluation Process

- a. **Toxicity Identification Evaluation (TIE).** A toxicity test sample is immediately subject to TIE procedures to identify the toxic chemical(s), if a chronic toxicity test shows "Fail and % Effect value ≥ 50 ". The Discharger shall initiate a TIE using, as guidance, EPA manuals: *Methods for Aquatic Toxicity Identification Evaluations: Phase I Toxicity Characterization Procedures* (EPA/600/6-91/003, 1991); *Methods for Aquatic Toxicity Identification Evaluations, Phase II Toxicity Identification Procedures for Samples Exhibiting Acute and Chronic Toxicity* (EPA/600/R-92/080, 1993); *Methods for Aquatic Toxicity Identification Evaluations, Phase III Toxicity Confirmation Procedures for Samples Exhibiting Acute and Chronic Toxicity* (EPA/600/R-92/081, 1993); and *Marine Toxicity Identification Evaluation (TIE): Phase I Guidance Document* (EPA/600/R-96-054, 1996). The TIE should be conducted on the species demonstrating the most sensitive toxicity response.
- b. **Toxicity Reduction Evaluation (TRE).** When a toxicant or class of toxicants is identified, a TRE shall be performed for that toxicant. The TRE shall include all reasonable steps to identify the source(s) of toxicity and discuss appropriate BMPs to eliminate the causes of toxicity. No later than 30 days after the source of toxicity and appropriate BMPs and/or treatment are identified, the Discharger shall submit a TRE Corrective Action Plan to the Executive Officer for approval. At minimum, the plan shall include:
 - i. The potential sources of pollutant(s) causing toxicity.
 - ii. Recommended BMPs and/or treatment to reduce the pollutant(s) causing toxicity.
 - iii. Follow-up monitoring to demonstrate that toxicity has been removed.
 - iv. Actions the Discharger will take to mitigate the effects of the discharge and prevent the recurrence of toxicity.
 - v. A schedule for these actions, progress reports, and the final report.
- c. Many recommended TRE elements parallel required or recommended efforts for source control, pollution prevention, and storm water control programs. TRE efforts should be coordinated with such efforts. As toxic substances are identified or characterized, the Discharger shall continue the TRE by determining the sources and evaluating alternative strategies for reducing or eliminating the substances from the discharge. All reasonable steps shall be taken to reduce toxicity to levels consistent with toxicity evaluation parameters.
- d. The Discharger shall conduct routine effluent monitoring for the duration of the TIE/TRE process.

T
E
N
T
A
T
I
V
E

- e. The Regional Water Board recognizes that toxicity may be episodic and identification of causes and reduction of sources of toxicity may not be successful in all cases. The TRE may be ended at any stage if monitoring finds there is no longer toxicity.

8. Reporting

The Self-Monitoring Report (SMR) shall include a full laboratory report for each toxicity test. This report shall be prepared using the format and content of the test methods manual chapter titled *Report Preparation*, including:

- a. The valid toxicity test results for the TST statistical approach, reported as “Pass” or “Fail” and “Percent Effect” at the chronic toxicity IWC for the discharge. All toxicity test results (whether identified as valid or otherwise) conducted during the calendar month shall be reported on the SMR due date specified in Table E-5.
- b. Water quality measurements for each toxicity test (e.g., pH, dissolved oxygen, temperature, conductivity, hardness, salinity, chlorine, ammonia).
- c. The statistical analysis used in National Pollutant Discharge Elimination System Test of Significant Toxicity Implementation Document (EPA 833-R-10-003, 2010) Appendix A, Figure A-1, Table A-1, and Appendix B, Table B-1.
- d. TRE/TIE results. The Regional Water Board Executive Officer shall be notified no later than 30 days from completion of each aspect of TRE/TIE analyses.
- e. Statistical program (e.g., TST calculator, CETIS, etc.) output results for each toxicity test.
- f. Tabular data and graphical plots clearly showing the laboratory’s performance for the reference toxicant for the previous 20 tests and the laboratory’s performance for the control mean, control standard deviation, and control coefficient of variation for the previous 12-month period.
- g. Any additional QA/QC documentation or any additional chronic toxicity-related information, upon request from the Regional Water Board Chief Deputy Executive Officer or the Executive Officer.

9. Ammonia Removal

Except with prior approval from the Executive Officer of the Regional Water Board, ammonia shall not be removed from bioassay samples. The Discharger must demonstrate the effluent toxicity is caused by ammonia because of increasing test pH when conducting the toxicity test. It is important to distinguish the potential toxic effects of ammonia from other pH sensitive chemicals, such as certain heavy metals, sulfide, and cyanide. The following may be steps to demonstrate that the toxicity is caused by ammonia and not other toxicants before the Executive Officer would allow for control of pH in the test.

- a. There is consistent toxicity in the effluent and the maximum pH in the toxicity test is in the range to cause toxicity due to increased pH.
- b. Chronic ammonia concentrations in the effluent are greater than 4 mg/L total ammonia.
- c. Conduct graduated pH tests as specified in the toxicity identification evaluation methods. For example, mortality should be higher at pH 8 and lower at pH 6.
- d. Treat the effluent with a zeolite column to remove ammonia. Mortality in the zeolite treated effluent should be lower than the non-zeolite treated effluent. Then add ammonia back to the zeolite-treated samples to confirm toxicity due to ammonia.

When it has been demonstrated that toxicity is due to ammonia because of increasing test pH, pH may be controlled using appropriate procedures which do not significantly alter the nature of the effluent, after submitting a written request to the Regional Water Board, and receiving written permission expressing approval from the Executive Officer of the Regional Water Board.

10. Chlorine Removal

Except with prior approval from the Executive Office of the Regional Water Board, chlorine shall not be removed from bioassay samples.

VI. LAND DISCHARGE MONITORING REQUIREMENTS – NOT APPLICABLE

VII. RECYCLING MONITORING REQUIREMENTS – NOT APPLICABLE

VIII. RECEIVING WATER MONITORING REQUIREMENTS

A. Monitoring Location RSW-001

1. The Discharger shall monitor the receiving water at Monitoring Location RSW-001 as follows, and include the coordinates of the location where each receiving water sample was collected in the corresponding quarterly monitoring report:

Table E-3. Receiving Water Monitoring Requirements (Monitoring Location RSW-001)

Parameter	Units	Sample Type	Minimum Sampling Frequency	Required Analytical Test Method
pH	standard units	Grab	1/Year ^{1,2,3}	4
Ammonia Nitrogen, Total (as N)	mg/L	Grab	1/Year ^{1,2}	4
Dissolved Oxygen	mg/L	Grab	1/Year ¹	4
Hardness, Total (as CaCO ₃)	mg/L	Grab	1/Year ^{1,3}	4
E.coli	MPN/100 mL	Grab	1/Year ¹	4
Temperature	°F	Grab	1/Year ^{1,2,3}	4
Turbidity	NTU	Grab	1/Year ¹	4
Priority Pollutants ⁵	µg/L	Grab	1/Year ^{1,3}	4
TCDD Equivalent ⁶	µg/L	Grab	1/Year ¹	4

¹ Monitoring is only required during years in which a discharge occurs. Annual samples shall be collected during the first hour of discharge from the first storm event of the wet season (October 1 – April 30). If, for safety reasons, a sample cannot be obtained during the first hour of discharge, a sample shall be obtained at the first safe opportunity, and the reason for the delay shall be included in the report.

² Receiving water samples for pH and temperature must be collected at the same time as ammonia samples. A hand-held field meter may be used for pH and temperature, provided the meter utilizes an EPA-approved algorithm/method and is calibrated and maintained in accordance with the manufacturer’s instructions. A calibration and maintenance log for each meter used for monitoring required by this Monitoring and Reporting Program shall be maintained at the Facility.

³ Receiving water pH, temperature, and hardness must be analyzed at the same time the samples are collected for Priority Pollutants analysis.

⁴ Pollutants shall be analyzed using the analytical methods described in 40 C.F.R. part 136; for priority pollutants, the methods must meet the lowest MLs specified in Attachment 4 of the SIP, provided as Attachment H in this Order. Where no methods are specified for a given pollutant, the methods must be approved by this Regional Water Board or the State Water Board. If more than one analytical test method is listed for a given parameter, the Discharger must select from the listed methods and corresponding Minimum Level.

⁵ Priority Pollutants as defined by the California Toxics Rule (CTR) defined in Attachment I.

T
E
N
T
A
T
I
V
E

6 TCDD equivalents shall be calculated using the following formula, where the MLs and the toxicity equivalency factors (TEFs) are as listed in the Table below. The Discharger shall report all measured values of individual congeners, including data qualifiers. When calculating TCDD equivalents, the Discharger shall set congener concentrations below the MLs to zero. U.S. EPA method 1613 may be used to analyze dioxin and furan congeners.

Dioxin-TEQ (TCDD equivalents) = $\sum(Cx \times TEFx)$
 where: Cx = concentration of dioxin or furan congener x
 TEFx= TEF for congener x

Congeners	Minimum Levels (pg/L)	Toxicity Equivalence Factor (TEF)
2,3,7,8 - tetra CDD	10	1.0
1,2,3,7,8 - penta CDD	50	1.0
1,2,3,4,7,8 - hexa CDD	50	0.1
1,2,3,6,7,8 - hexa CDD	50	0.1
1,2,3,7,8,9 - hexa CDD	50	0.1
1,2,3,4,6,7,8 - hepta CDD	50	0.01
Octa CDD	100	0.0001
2,3,7,8 - tetra CDF	10	0.1
1,2,3,7,8 - penta CDF	50	0.05
2,3,4,7,8 - penta CDF	50	0.5
1,2,3,4,7,8 - hexa CDF	50	0.1
1,2,3,6,7,8 - hexa CDF	50	0.1
1,2,3,7,8,9 - hexa CDF	50	0.1
2,3,4,6,7,8 - hexa CDF	50	0.1
1,2,3,4,6,7,8 - hepta CDFs	50	0.01
1,2,3,4,7,8,9 - hepta CDFs	50	0.01
Octa CDF	100	0.0001

B. Monitoring Location RSW-002

1. The Discharger shall monitor the receiving water at Monitoring Location RSW-002 as follows, and include the coordinates of the location where each receiving water sample was collected in the corresponding quarterly monitoring report::

Table E-4. Receiving Water Monitoring Requirements (Monitoring Location RSW-002)

Parameter	Units	Sample Type	Minimum Sampling Frequency	Required Analytical Test Method
pH	standard units	Grab	1/Permit Term ^{1,2,3}	4
Ammonia Nitrogen, Total (as N)	mg/L	Grab	1/Permit Term ^{1,2}	4
Dissolved Oxygen	mg/L	Grab	1/Permit Term ¹	4
Hardness, Total (as CaCO3)	mg/L	Grab	1/Permit Term ^{1,3}	4
E.coli	MPN/100 mL	Grab	1/Permit Term ¹	4
Temperature	°F	Grab	1/Permit Term ^{1,2,3}	4
Turbidity	NTU	Grab	1/Permit Term ¹	4
Priority Pollutants ⁵	µg/L	Grab	1/Permit Term ^{1,3}	4
TCDD Equivalents ⁶	µg/L	Grab	1/Permit Term ¹	4

¹ Monitoring is only required once during the term of the permit, during a discharge event. Receiving water samples shall be collected during the first hour of discharge from the first storm event of the wet season (October 1 – April 30). If, for safety reasons, a sample cannot be obtained during the first hour of discharge, a

T
E
N
T
A
T
I
V
E

sample shall be obtained at the first safe opportunity, and the reason for the delay shall be included in the report.

- 2 Receiving water samples for pH and temperature must be collected at the same time as ammonia samples. A hand-held field meter may be used for pH and temperature, provided the meter utilizes an EPA-approved algorithm/method and is calibrated and maintained in accordance with the manufacturer's instructions. A calibration and maintenance log for each meter used for monitoring required by this Monitoring and Reporting Program shall be maintained at the Facility.
- 3 Receiving water pH, temperature, and hardness must be analyzed at the same time the samples are collected for Priority Pollutants analysis.
- 4 Pollutants shall be analyzed using the analytical methods described in 40 C.F.R. part 136; for priority pollutants, the methods must meet the lowest MLs specified in Attachment 4 of the SIP, provided as Attachment H in this Order. Where no methods are specified for a given pollutant, the methods must be approved by this Regional Water Board or the State Water Board. If more than one analytical test method is listed for a given parameter, the Discharger must select from the listed methods and corresponding Minimum Level.
- 5 Priority Pollutants as defined by the California Toxics Rule (CTR) defined in Attachment I.
- 6 TCDD equivalents shall be calculated using the following formula, where the MLs and the toxicity equivalency factors (TEFs) are as listed in the Table below. The Discharger shall report all measured values of individual congeners, including data qualifiers. When calculating TCDD equivalents, the Discharger shall set congener concentrations below the MLs to zero. U.S. EPA method 1613 may be used to analyze dioxin and furan congeners.

$$\text{Dioxin-TEQ (TCDD equivalents)} = \sum(Cx \times \text{TEF}_x)$$

where: Cx = concentration of dioxin or furan congener x
 TEF_x = TEF for congener x

Congeners	Minimum Levels (pg/L)	Toxicity Equivalence Factor (TEF)
2,3,7,8 - tetra CDD	10	1.0
1,2,3,7,8 - penta CDD	50	1.0
1,2,3,4,7,8 - hexa CDD	50	0.1
1,2,3,6,7,8 - hexa CDD	50	0.1
1,2,3,7,8,9 - hexa CDD	50	0.1
1,2,3,4,6,7,8 - hepta CDD	50	0.01
Octa CDD	100	0.0001
2,3,7,8 - tetra CDF	10	0.1
1,2,3,7,8 - penta CDF	50	0.05
2,3,4,7,8 - penta CDF	50	0.5
1,2,3,4,7,8 - hexa CDF	50	0.1
1,2,3,6,7,8 - hexa CDF	50	0.1
1,2,3,7,8,9 - hexa CDF	50	0.1
2,3,4,6,7,8 - hexa CDF	50	0.1
1,2,3,4,6,7,8 - hepta CDFs	50	0.01
1,2,3,4,7,8,9 - hepta CDFs	50	0.01
Octa CDF	100	0.0001

C. Monitoring Location Monitoring Location RSW-003

For each day in which a discharge from the Facility occurs, the Discharger shall report the maximum daily flow (in cubic feet per second) in the Los Angeles River as measured at County of Los Angeles Department of Public Works' (DPW) Wardlow Gage Station F319-R, in the Los Angeles River, just below Wardlow River Road. This station is designated as RSW-003 in this Order. This information is necessary to determine the wet weather and dry weather condition of the river, as defined in the Los Angeles River Metals TMDL. Data provided by DPW is provisional if the request is for current water year (October 1 through September 30) data and there is typically a 2-week period before the previous month's data is available due to processing and quality checking.

T
E
N
T
A
T
I
V
E

IX. OTHER MONITORING REQUIREMENTS

A. Rainfall Monitoring

The Discharger shall measure and record the rainfall on each day of the month or submit the data obtained from the nearest city/county operated rain gauge monitoring station. This information shall be included in the monitoring report for that month.

B. Visual Observation

The Discharger shall make visual observations of all storm water discharge locations on at least one storm event per month that produces a significant storm water discharge to observe the presence of trash, floating and suspended materials, oil and grease, discoloration, turbidity, and odor. A "significant storm water discharge" is a continuous discharge of storm water for a minimum of one hour, or the intermittent discharge of storm water for a minimum of 3 hours in a 12-hour period.

C. Harbor Toxic TMDL Monitoring Requirements

The Harbor Toxics TMDL requires the responsible parties identified in the Los Angeles River Metals TMDLs to conduct water and sediment monitoring above the Los Angeles River Estuary to determine the river's contribution to the impairments in the Greater Harbor waters. The Discharger is identified as a responsible party in the Los Angeles River Metals TMDL. Although the Harbor Toxics TMDL did not assign WLAs to the Los Angeles River Watershed Responsible Parties, the Harbor Toxics TMDL does require these parties to develop and implement a monitoring plan and submit annual reports regarding the implementation. In this permit, the Permittee is required to comply with the terms of the TMDL. As specified in section VII.C.2. of the Waste Discharge Requirements of this Order, the Discharger may participate or contract with a group, or develop a site-specific monitoring plan. That section also includes the requirements for the monitoring plan.

X. REPORTING REQUIREMENTS

A. General Monitoring and Reporting Requirements

1. The Discharger shall comply with all Standard Provisions (Attachment D) related to monitoring, reporting, and recordkeeping.
2. If there is no discharge during any reporting period, the Discharger shall indicate under penalty of perjury in the corresponding monitoring report that no effluent was discharged to surface water during the reporting period.
3. If the Discharger conducts monitoring more frequently than required by this Order using approved analytical methods, the results of those analyses shall be included in the monitoring report. These results shall be reflected in the calculation of the average (or median) used in demonstrating compliance with this Order.
4. Each monitoring report shall contain a separate section titled "Summary of Non-Compliance" which discusses the compliance record and corrective actions taken or planned that may be needed to bring the discharge into full compliance with waste discharge requirements. This section shall clearly list all non-compliance with waste discharge requirements, as well as all excursions of effluent limitations.
5. The Discharger shall inform the Regional Water Board well in advance of any proposed construction activity that could potentially affect compliance with applicable requirements.
6. The Discharger shall report the results of chronic toxicity testing, TRE and TIE as required in the Attachment E, Monitoring and Reporting, section V.

T
E
N
T
A
T
I
V
E

B. Self-Monitoring Reports (SMRs)

1. The Discharger shall electronically submit SMRs using the State Water Board’s California Integrated Water Quality System (CIWQS) Program website <http://www.waterboards.ca.gov/water_issues/programs/ciwqs/>. The CIWQS website will provide additional information for SMR submittal in the event there will be a planned service interruption for electronic submittal.
2. The Discharger shall report in the SMR the results for all monitoring specified in this MRP under sections III through IX. The Discharger shall submit quarterly SMRs including the results of all required monitoring using U.S. EPA-approved test methods or other test methods specified in this Order. SMRs are to include all new monitoring results obtained since the last SMR was submitted. If the Discharger monitors any pollutant more frequently than required by this Order, the results of this monitoring shall be included in the calculations and reporting of the data submitted in the SMR.
3. Monitoring periods and reporting for all required monitoring shall be completed according to the following schedule:

Table E-5. Monitoring Periods and Reporting Schedule

Sampling Frequency	Monitoring Period Begins On...	Monitoring Period	SMR Due Date
1/Day	December 1, 2017	(Midnight through 11:59 PM) or any 24-hour period that reasonably represents a calendar day for purposes of sampling.	Submit with quarterly SMR
1/Discharge Event	December 1, 2017	One week (or any 7-day period)	Submit with quarterly SMR
1/Quarter	December 1, 2017	January 1 – March 31 April 1 – June 30 July 1 – September 30 October 1 – December 31	May 1 August 1 November 1 February 1
1/Year	December 1, 2017	January 1 through December 31	Submit with quarterly SMR
1/Permit Term	December 1, 2017	During the term of this Order	Submit with quarterly SMR

4. **Reporting Protocols.** The Discharger shall report with each sample result the applicable Reporting Level (RL) and the current Method Detection Limit (MDL), as determined by the procedure in 40 C.F.R. part 136.

The Discharger shall report the results of analytical determinations for the presence of chemical constituents in a sample using the following reporting protocols:

- a. Sample results greater than or equal to the RL shall be reported as measured by the laboratory (i.e., the measured chemical concentration in the sample).
- b. Sample results less than the RL, but greater than or equal to the laboratory’s MDL, shall be reported as “Detected, but Not Quantified,” or DNQ. The estimated chemical concentration of the sample shall also be reported.

For the purposes of data collection, the laboratory shall write the estimated chemical concentration next to DNQ. The laboratory may, if such information is available, include numerical estimates of the data quality for the reported result. Numerical estimates of data quality may be percent accuracy (± a percentage of the reported

T
E
N
T
A
T
I
V
E

value), numerical ranges (low to high), or any other means considered appropriate by the laboratory.

- c. Sample results less than the laboratory's MDL shall be reported as "Not Detected," or ND.
 - d. Dischargers are to instruct laboratories to establish calibration standards so that the ML value (or its equivalent if there is differential treatment of samples relative to calibration standards) is the lowest calibration standard. At no time is the Discharger to use analytical data derived from extrapolation beyond the lowest point of the calibration curve.
5. **Compliance Determination.** Compliance with effluent limitations for priority pollutants shall be determined using sample reporting protocols defined above and Attachment A of this Order. For purposes of reporting and administrative enforcement by the Regional Water Board and State Water Board, the Discharger shall be deemed out of compliance with effluent limitations if the concentration of the priority pollutant in the monitoring sample is greater than the effluent limitation and greater than or equal to the reporting level (RL).
6. **Multiple Sample Data.** When determining compliance with an AMEL or MDEL for priority pollutants and more than one sample result is available, the Discharger shall compute the arithmetic mean unless the data set contains one or more reported determinations of "Detected, but Not Quantified" (DNQ) or "Not Detected" (ND). In those cases, the Discharger shall compute the median in place of the arithmetic mean in accordance with the following procedure:
- a. The data set shall be ranked from low to high, ranking the reported ND determinations lowest, DNQ determinations next, followed by quantified values (if any). The order of the individual ND or DNQ determinations is unimportant.
 - b. The median value of the data set shall be determined. If the data set has an odd number of data points, then the median is the middle value. If the data set has an even number of data points, then the median is the average of the two values around the middle unless one or both of the points are ND or DNQ, in which case the median value shall be the lower of the two data points where DNQ is lower than a value and ND is lower than DNQ.
7. The Discharger shall submit SMRs in accordance with the following requirements:
- a. The Discharger shall arrange all reported data in a tabular format. The data shall be summarized to clearly illustrate whether the facility is operating in compliance with interim and/or final effluent limitations. The Discharger is not required to duplicate the submittal of data that is entered in a tabular format within CIWQS. When electronic submittal of data is required and CIWQS does not provide for entry into a tabular format within the system, the Discharger shall electronically submit the data in a tabular format as an attachment.
 - b. The Discharger shall attach a cover letter to the SMR. The information contained in the cover letter shall clearly identify violations of the waste discharge requirements; discuss corrective actions taken or planned; and the proposed time schedule for corrective actions. Identified violations must include a description of the requirement that was violated and a description of the violation.

C. Discharge Monitoring Reports (DMRs)

- 1. DMRs are U.S. EPA reporting requirements. The Discharger shall electronically certify and submit DMRs together with SMRs using Electronic Self-Monitoring Reports module eSMR

T
E
N
T
A
T
I
V
E

2.5 or any upgraded version. Electronic DMR submittal shall be in addition to electronic SMR submittal. Information about electronic DMR submittal is available at the DMR website at:

http://www.waterboards.ca.gov/water_issues/programs/discharge_monitoring.

D. Other Reports

1. **Within 90 days** of the effective date of this permit, the Discharger is required to submit the following to the Regional Water Board:
 - a. Initial Investigation TRE workplan
 - b. Storm Water Pollution Prevention Plan (SWPPP)
 - c. Best Management Practices Plan (BMPP)
 - d. Spill Contingency Plan (SCP)

The SWPPP, BMPP, and SCP shall be reviewed at a minimum once per year and updated as needed to ensure all actual or potential sources of trash and pollutants discharged from the Facility are addressed. All changes or revisions to the SWPPP, BMPP, and SCP shall be submitted to the Regional Water Board within 30 days of revisions.

2. **Within 90 days of the effective date** of this Order, the Discharger must submit to the Regional Water Board notification of whether the Discharger will be participating in or contracting with an organized group of Responsible Parties to complete the regional monitoring required by the Harbor Toxics TMDL for the Los Angeles River Watershed, or if the Discharger will be developing a site specific plan. If the Discharger forms a new group or is developing a site specific plan, that plan is due to the Regional Water Board **within 12 months from the effective date** of this Order. Regional Water Board staff will review the plan and provide an opportunity for public comment. After the receipt of the plan the Executive Officer will comment or approve the plan. The Discharger has six months after the approval to implement the plan. The Discharger or the Responsible Parties shall submit annual implementation reports to the Regional Water Board.

T
E
N
T
A
T
I
V
E

ATTACHMENT F – FACT SHEET

CONTENTS

I. Permit Information.....	F-3
II. Facility Description.....	F-4
A. Description of Wastewater Treatment and Controls	F-4
B. Discharge Point and Receiving Water.....	F-6
C. Summary of Existing Requirements and Self-Monitoring Report (SMR) Data	F-6
D. Compliance Summary.....	F-8
E. Planned Changes	F-14
III. Applicable Plans, Policies, and Regulations.....	F-15
A. Legal Authorities	F-15
B. California Environmental Quality Act (CEQA).....	F-15
C. State and Federal Laws, Regulations, Policies, and Plans.....	F-15
D. Impaired Water Bodies on the CWA section 303(d) List.....	F-19
E. Harbor Toxics TMDL.....	F-21
IV. Rationale For Effluent Limitations and Discharge Specifications	F-22
A. Discharge Prohibitions	F-22
B. Technology-Based Effluent Limitations	F-23
1. Scope and Authority	F-23
2. Applicable Technology-Based Effluent Limitations (TBELs).....	F-23
C. Water Quality-Based Effluent Limitations (WQBELs)	F-25
1. Scope and Authority	F-25
2. Applicable Beneficial Uses and Water Quality Criteria and Objectives.....	F-25
3. Determining the Need for WQBELs	F-29
4. WQBEL Calculations	F-31
5. WQBELs Based on Basin Plan Objectives	F-36
6. Whole Effluent Toxicity (WET).....	F-37
7. Final WQBELs.....	F-38
D. Final Effluent Limitation Considerations	F-39
1. Anti-Backsliding Requirements	F-40
2. Antidegradation Policies	F-41
3. Mass-based Effluent Limitations	F-42
4. Stringency of Requirements for Individual Pollutants	F-42
5. Summary of Final Effluent Limitations.....	F-43
E. Interim Effluent Limitations – Not Applicable	F-45
F. Land Discharge Specifications – Not Applicable	F-45
G. Recycling Specifications – Not Applicable.....	F-45
V. Rationale for Receiving Water Limitations.....	F-45
A. Surface Water.....	F-45
B. Groundwater – Not Applicable	F-46
VI. Rationale for Provisions	F-46
A. Standard Provisions.....	F-46
B. Special Provisions.....	F-46
1. Reopener Provisions	F-46
2. Special Studies and Additional Monitoring Requirements	F-46
3. Best Management Practices and Storm Water Pollution Prevention	F-46
4. Construction, Operation, and Maintenance Specifications	F-47
5. Other Special Provisions – Not Applicable.....	F-47

**T
E
N
T
A
T
I
V
E**

6. Compliance Schedules – Not Applicable	F-47
VII. Rationale for Monitoring and Reporting Requirements	F-47
A. Influent Monitoring – Not Applicable	F-47
B. Effluent Monitoring	F-47
C. Whole Effluent Toxicity Testing Requirements	F-48
D. Receiving Water Monitoring	F-48
1. Surface Water Monitoring	F-48
2. Groundwater – Not Applicable	F-48
E. Other Monitoring Requirements	F-48
1. Storm Water Monitoring	F-48
2. Harbor Toxics TMDL Monitoring Requirements	F-48
VIII. Public Participation.....	F-48
A. Notification of Interested Parties	F-48
B. Written Comments	F-49
C. Public Hearing	F-49
D. Reconsideration of Waste Discharge Requirements	F-49
E. Information and Copying.....	F-50
F. Register of Interested Persons.....	F-50
G. Additional Information	F-50

TABLES

Table F-1. Facility Information.....	F-3
Table F-2. Historic Effluent Limitations and Monitoring Data	F-6
Table F-3. Summary of Compliance History at EFF-001	F-8
Table F-4. Basin Plan Beneficial Uses	F-15
Table F-5. Basin Plan Beneficial Uses – Groundwater.....	F-16
Table F-6. Summary of Technology-Based Effluent Limitations at Discharge Point 001	F-24
Table F-7. Applicable Los Angeles River Metals TMDL Waste Load Allocations.....	F-26
Table F-8. Applicable Los Angeles River Nutrients TMDL Waste Load Allocations.....	F-27
Table F-9. Applicable Water Quality Criteria	F-28
Table F-10. Summary of Reasonable Potential Analysis.....	F-30
Table F-11. Summary of Final WQBELs at Discharge Point 001	F-38
Table F-12. Summary of Final Effluent Limitations at Discharge Point 001	F-43

**T
E
N
T
A
T
I
V
E**

ATTACHMENT F – FACT SHEET

As described in section II.B of this Order, the Regional Water Board incorporates this Fact Sheet as findings of the Regional Water Board supporting the issuance of this Order. This Fact Sheet includes the legal requirements and technical rationale that serve as the basis for the requirements of this Order.

This Order has been prepared under a standardized format to accommodate a broad range of discharge requirements for Dischargers in California. Only those sections or subsections of this Order that are specifically identified as “not applicable” have been determined not to apply to this Discharger. Sections or subsections of this Order not specifically identified as “not applicable” are fully applicable to this Discharger.

I. PERMIT INFORMATION

The following table summarizes administrative information related to the Facility.

Table F-1. Facility Information

WDID	4B192127001
Discharger	Lubricating Specialties Company
Name of Facility	Pico Rivera Facility
Facility Address	8015 Paramount Blvd.
	Pico Rivera, CA 90660
	Los Angeles County
Facility Contact, Title and Phone	Mark Negast, Director of Technology, 562-776-4029
Authorized Person to Sign and Submit Reports	Robert Kress, Senior Vice President, 562-776-4024
Mailing Address	Same as Facility Address
Billing Address	Same as Facility Address
Type of Facility	Lubrication Oils Blending and Packaging (SIC 2992)
Major or Minor Facility	Minor
Threat to Water Quality	3
Complexity	B
Pretreatment Program	Not Applicable
Recycling Requirements	Not Applicable
Facility Permitted Flow	0.258 million gallons per day (MGD) at Discharge Point 001
Facility Design Flow	Not Applicable
Watershed	Los Angeles River Watershed
Receiving Water	Rio Hondo Reach 2
Receiving Water Type	Inland Surface Water

- A. Lubricating Specialties Company (hereinafter, Discharger) is the owner and operator of the Pico Rivera Facility (hereinafter Facility), a lubricating oils and grease (SIC 2992) industrial facility, which is approximately 5 acres. First Industrial, LP, owns the majority of the property on which the Facility is located. The Discharger also has separate leases with the Sylvester J. Hall and Linda Hall Family Trust for an adjacent parcel located northwest of the First Industrial, LP, property; and with Paramount Pico Rivera Industrial, LLC, for a parcel located at the southeast portion of the First Industrial, LP, property. All areas mentioned above are included in the industrial processes covered by this NPDES permit.

T
E
N
T
A
T
I
V
E

For the purposes of this Order, references to the “discharger” or “permittee” in applicable federal and state laws, regulations, plans, or policy are held to be equivalent to references to the Discharger herein.

- B. The Facility discharges storm water through an unnamed drainage course to the Rio Hondo Reach 2, a water of the United States, within the Los Angeles River Watershed. The Discharger was previously regulated by Order No. R4-2011-0176 and National Pollutant Discharge Elimination System (NPDES) Permit (NPDES No. CA0059013), adopted on November 10, 2011, and effective on December 10, 2011; Order No. R4-2011-0176 was scheduled to expire on October 10, 2016. Attachment B provides a map of the area around the Facility. Attachment C provides flow schematics of the Facility.
- C. The Discharger filed a report of waste discharge and submitted an application for reissuance of its waste discharge requirements (WDRs) and NPDES permit on April 13, 2016. Supplemental information was received on April 22, 2016, and July 29, 2016. The application was deemed complete on August 3, 2016. A site visit was conducted on December 1, 2016, and on June 30, 2017, to observe operations of the Facility and to collect additional data to develop permit limitations and requirements for waste discharge.
- D. Regulations at 40 C.F.R. section 122.46 limit the duration of NPDES permits to a fixed term not to exceed five years. Accordingly, Table 3 of this Order limits the duration of the discharge authorization. However, pursuant to California Code of Regulations, title 23, section 2235.4, the terms and conditions of an expired permit are automatically continued pending reissuance of the permit if the Discharger complies with all federal NPDES requirements for continuation of expired permits.

II. FACILITY DESCRIPTION

The Discharger operates the Pico Rivera Facility, located at 8015 Paramount Boulevard, Pico Rivera, California. The Facility blends and packages lubricating oils for passenger cars and heavy duty engines; transmission fluids; and an assortment of aftermarket specialty oils. The Facility receives refined oils by rail and tanker truck. Oil additives are received mainly in drums loaded on trailers, and delivered by trucks. The Facility stores base oils, additives and the majority of finished products in a tank farm located near the northwest corner of the manufacturing area, consisting of 50 tanks with a total capacity of 962,000 gallons. The Facility may store approximately 700,000 gallons of base oils, additives, and finished product at any given time. A railroad spur located to the north of the tank farm is situated within a containment structure and can accommodate six tank cars for up to an additional 132,000 gallons of storage.

Blending and packaging operations are performed indoor within the blending building. The blended products are either packaged into containers in a drum filling area, or transferred into above ground storage tanks within the tank farm. Filled containers are transferred to a warehouse for indoor storage. Additives are stored in drums throughout the site. The entire site is covered with impervious asphalt.

A. Description of Wastewater Treatment and Controls

The Facility performs blending operations within a building. Process wastewater generated within the building is discharged to the municipal sanitary sewer system and is regulated by the Industrial Waste Permit No. 008927 issued by Sanitation Districts of Los Angeles County (LACSD). Under the Industrial Waste Permit No. 008927, the Discharger is allowed to store and reuse storm water runoff within the Facility and discharge the spent reuse storm water into the sanitary sewer at or below the permitted flow rate.

The Facility is permitted to discharge storm water only to the Rio Hondo, a tributary of the Los Angeles River, under this Order. Origins of storm water at the Facility include: 1) the tank farm

T
E
N
T
A
T
I
V
E

area; 2) the rail car loading/unloading area; 3) the drum storage areas, and 4) the oil blending building loading dock. The eastern section of the site consists of an office building, a warehouse annex, and parking areas. Storm water from the eastern section of the site sheet-flows eastward to Paramount Boulevard where it enters the municipal storm sewer system. Storm water on the eastern portion of the site does not come into contact with raw materials or products.

1. Tank Farm

The tank farm has an impervious, cement surface and is surrounded by a concrete wall to provide containment for up to 168,000 gallons of storm water. A 3-stage oil/water separator (clarifier) is located within the tank farm. Storm water that collects in the tank farm is monitored by an on-site laboratory to assess its water quality. If the storm water contains elevated levels of indicator pollutants (e.g., pH, temperature, oil and grease, TSS, and turbidity), then it is disposed of by a contracted hazardous waste hauler for treatment offsite. If the collected storm water quality is acceptable (i.e., the treatment system is capable of reducing pollutant levels to within the NPDES effluent limits), then the influent valve to the clarifier is opened. Storm water flows into the clarifier by gravity (if the flow volume is low), or by pumps (when higher volumes accumulate in the tank farm). Partially treated storm water is then discharged through a 4-inch underground pipe into a 15,000-gallon concrete-lined storm water collection pond, which collects storm water from other industrial areas at the site.

2. Rail Car Loading/Unloading

The rail car loading/unloading area has an impervious, asphalt surface and is surrounded by a concrete wall to provide containment. The railroad containment area is graded and trenched to route storm water runoff to the clarifier. Additionally, the Facility generates boiler condensate water associated with rail car unloading and other processes. The boiler condensate water is discharged to the sanitary sewer and is not an authorized discharge in this Order.

3. Drum Storage Area

The Facility maintains drum storage areas along the southwestern and western portions of the site as well as the northwest leased area of the site. Pavement grading directs storm water runoff from the western half of the site, including drum storage areas, to a storm water channel located along the western property line. The channel is separated from the rest of the Facility with a berm, and is also equipped with a gate to control storm water flow into the channel. The channel conveys storm water to the storm water collection pond. Storm water runoff from the northwest leased area is also drained to the storm water collection pond.

4. Oil Blending Building Loading Dock

Storm water that collects in the loading bays at the oil blending building enters a drain and underground vault and is then pumped to an elevated asphalt surface where it flows overland to the storm water channel, and subsequently to the storm water collection pond.

Storm water from the northeast leased area, the channel, and effluent from the clarifier drains to the storm water collection pond. The commingled storm water is then pumped through the upgraded storm water treatment system that the Discharger implemented in 2012, following the adoption of Order No. R4-2011-0176. The system is equipped with two pumps, each with a maximum capacity of 70 gallons per minute (GPM). Commingled storm water from the storm water collection pond is pumped through two bag filters, an activated carbon filter, a sand filter, a 5-micron filter, and finally a 1-micron filter. After filtration, the treated water is stored in a 1,000 gallon tank to allow for additional settling. If it is determined that additional treatment is

T
E
N
T
A
T
I
V
E

necessary for the treated storm water to meet the NPDES permit limits, the treated storm water may be diverted to a sump, from which it is pumped back to the influent of the storm water treatment system, and the treatment process is repeated. The stored treated storm water may be reused for indoor industrial processes and/or discharged into the sanitary sewer. When the amount of treated storm water exceeds the capacity for reuse and/or storage onsite, the treated storm water is discharged through a polyvinyl chloride (PVC) pipe that extends along the northern fence line. The pipe discharges offsite to an unnamed drainage ditch, where it commingles with runoff from neighboring industrial sites, and flows into the Rio Hondo.

B. Discharge Point and Receiving Water

Consistent with Order No. R4-2011-0176, the submitted ROWD, and subsequent correspondence with the Discharger, the Facility proposes to discharge up to 0.258 MGD of treated storm water through Discharge Point 001 (Latitude 33.9721°, Longitude -118.1165°) into the Rio Hondo Reach 2 (Santa Ana Freeway to Whittier Narrows Dam), a water of the United States. Order No. R4-2011-0176 identified the receiving water body as Rio Hondo Reach 1, based on previous versions of the Basin Plan, which used the end of the Rio Hondo Spreading Grounds east of the Rio Hondo as the landmark that divides the Rio Hondo Reach 1 and Reach 2. The Facility’s discharge reaches the Rio Hondo below the Rio Hondo Spreading Ground east of the Rio Hondo, and less than 0.2 miles above the Santa Ana Freeway, which is the dividing landmark for Rio Hondo Reach 1 and Reach 2 in the current Basin Plan. Therefore, this Order re-designates the receiving water for the discharge as Rio Hondo Reach 2, consistent with the current Basin Plan.

C. Summary of Existing Requirements and Self-Monitoring Report (SMR) Data

Effluent limitations from Order No. R4-2011-0176 and monitoring results for Discharge Point 001 during the term of Order No. R4-2011-0176 are listed in Table F-2.

Table F-2. Historic Effluent Limitations and Monitoring Data

Parameter	Units	Effluent Limitations from Order No. R4-2011-0176		Maximum Daily of Reported Discharge (December 2011 through March 2017)
		Average Monthly	Maximum Daily	
Flow	MGD	--	0.258	0.217
Biochemical Oxygen Demand (5-day@20°C) (BOD)	mg/L	--	30	98
Oil and Grease	mg/L	--	15	37
pH	s.u.	Between 6.5 and 8.5 ¹		6.15 - 7.63 ¹
Settleable Solids	mL/L	--	0.3	0.3
Temperature	°F	86 ²		78 ²
Total Suspended Solids (TSS)	mg/L	--	75	82
Acute Toxicity	% survival	3		70 ⁴
Ammonia, Total (as N)	mg/L	2.3	10.1	1.7

T
E
N
T
A
T
I
V
E

Parameter	Units	Effluent Limitations from Order No. R4-2011-0176		Maximum Daily of Reported Discharge (December 2011 through March 2017)
		Average Monthly	Maximum Daily	
<i>Escherichia coli</i> (<i>E. coli</i>)	MPN/100 mL or CFU/100 mL	--	--	160,000 ⁵
Nitrate Nitrogen, Total (as N)	mg/L	8.0	--	3.54
Nitrite Nitrogen, Total (as N)	mg/L	1.0	--	0.24
Nitrite Plus Nitrate (as N)	mg/L	8.0	--	2.25
Phenols	µg/L	--	1.0	0.336
Total Petroleum Hydrocarbons (TPH) ⁶	µg/L	--	100	23,400 ⁷
Turbidity	NTU	--	75	68.7
Arsenic, Total Recoverable	µg/L	--	--	51
Cadmium, Total Recoverable (dry-weather) ⁸	µg/L	--	5.3	3.0 ^{9,10}
Cadmium, Total Recoverable (wet-weather) ¹¹	µg/L	--	3.1	3.0 ^{9,10}
Copper, Total Recoverable (dry-weather) ⁸	µg/L	--	13	146 ^{9,12}
Copper, Total Recoverable (wet-weather) ¹¹	µg/L	--	17	146 ^{9,12}
Lead, Total Recoverable (dry-weather) ⁸	µg/L	--	5.0	13 ⁹
Lead, Total Recoverable (wet-weather) ¹¹	µg/L	--	62	13 ⁹
Mercury, Total Recoverable	µg/L	--	--	0.2 ¹⁰
Nickel, Total Recoverable	µg/L	--	--	78 ¹³
Selenium, Total Recoverable	µg/L	--	8.2	92
Zinc, Total Recoverable (dry-weather) ⁸	µg/L	--	130	173,000 ^{9,14}
Zinc, Total Recoverable (wet-weather) ¹¹	µg/L	--	160	173,000 ^{9,14}
Cyanide, Total (as CN)	µg/L	--	8.5	7 ¹⁰
Bis(2-ethylhexyl)phthalate	µg/L	--	--	16

¹ Instantaneous minimum and maximum range.

² Instantaneous maximum.

³ The acute toxicity of the effluent shall be such that:

- i. The average survival in the undiluted effluent for any three (3) consecutive 96-hour static or continuous flow bioassay test shall be at least 90%, and
- ii. No single test shall produce less than 70% survival.

⁴ Lowest survival of any single test.

⁵ Single sample maximum result. The second highest detected single sample result was 90,000 MPN/100mL.

T
E
N
T
A
T
I
V
E

- 6 TPH equals the sum of TPH gasoline (C4-C12), TPH diesel (C13-C22), and TPH waste oil (C23+).
- 7 Second highest result was 16,000 µg/L.
- 8 Dry weather targets are applicable when flow in the Los Angeles River at the Wardlow stream gauge station (F319-R) is less than 500 cfs.
- 9 Including data from both dry and wet weather discharges.
- 10 Detected, but not quantified (DNQ) value. The result was an estimated value as it is detected greater than the method detection limit (MDL), but less than the minimum level (ML).
- 11 The wet weather TMDL limits apply when the maximum daily flow in the Los Angeles River at Wardlow gauge station (F319-R) is greater than or equal to 500 cubic feet per second (cfs).
- 12 The result is based on data collected during the 2011 fourth quarter monitoring period. The Discharger upgraded the Facility's treatment system during the 2012 first quarter monitoring period, and the maximum detected value after the upgrade was 110 µg/L.
- 13 The result is based on data collected during the 2011 fourth quarter monitoring period. The Discharger upgraded the Facility's treatment system during the 2012 first quarter monitoring period, and the maximum detected value after the upgrade was 27 µg/L.
- 14 Second highest detected value was 1590 µg/L.

D. Compliance Summary

Based on data submitted to the Regional Water Board from December 2011 through March 2017, the Discharger has the following violations of numeric permit limitations:

Table F-3. Summary of Compliance History at EFF-001

Date Occurred	Monitoring Period	Violations Type	Pollutant	Reported Value	Permit Limitation	Units
12/14/2011	4 th Quarter 2011	Daily Maximum	Copper, Total Recoverable	146	13	µg/L
12/14/2011	4 th Quarter 2011	Daily Maximum	Copper, Total Recoverable	0.19	0.028	lbs/day
12/14/2011	4 th Quarter 2011	Daily Maximum	Zinc, Total Recoverable	239	130	µg/L
12/14/2011	4 th Quarter 2011	Daily Maximum	Zinc, Total Recoverable	0.32	0.28	lbs/day
1/23/2012	1 st Quarter 2012	Daily Maximum	Copper, Total Recoverable	19	17	µg/L
1/23/2012	1 st Quarter 2012	Daily Maximum	Total Petroleum Hydrocarbons	2,300	100	µg/L
1/23/2012	1 st Quarter 2012	Daily Maximum	Total Petroleum Hydrocarbons	2.1	0.22	lbs/day
1/23/2012	1 st Quarter 2012	Daily Maximum	Zinc, Total Recoverable	424	160	µg/L
1/23/2012	1 st Quarter 2012	Daily Maximum	Zinc, Total Recoverable	0.38	0.34	lbs/day
3/17/2012	1 st Quarter 2012	Daily Maximum	Total Petroleum Hydrocarbons	1,800	100	µg/L
3/17/2012	1 st Quarter 2012	Daily Maximum	Total Petroleum Hydrocarbons	1.2	0.22	lbs/day
3/17/2012	1 st Quarter 2012	Daily Maximum	Zinc, Total Recoverable	371	160	µg/L
4/11/2012	2 nd Quarter 2012	Daily Maximum	Copper, Total Recoverable	42	17	µg/L

T
E
N
T
A
T
I
V
E

Date Occurred	Monitoring Period	Violations Type	Pollutant	Reported Value	Permit Limitation	Units
4/11/2012	2 nd Quarter 2012	Daily Maximum	Total Petroleum Hydrocarbons	2,200	100	µg/L
4/11/2012	2 nd Quarter 2012	Daily Maximum	Total Petroleum Hydrocarbons	1.2	0.22	lbs/day
4/11/2012	2 nd Quarter 2012	Daily Maximum	Zinc, Total Recoverable	865	160	µg/L
4/26/2012	2 nd Quarter 2012	Daily Maximum	Copper, Total Recoverable	19	17	µg/L
4/26/2012	2 nd Quarter 2012	Daily Maximum	Total Petroleum Hydrocarbons	3,200	100	µg/L
4/26/2012	2 nd Quarter 2012	Daily Maximum	Total Petroleum Hydrocarbons	1.2	0.22	lbs/day
4/26/2012	2 nd Quarter 2012	Daily Maximum	Zinc, Total Recoverable	621	160	µg/L
10/11/2012	4 th Quarter 2012	Daily Maximum	Copper, Total Recoverable	69	17	µg/L
10/11/2012	4 th Quarter 2012	Daily Maximum	Total Petroleum Hydrocarbons	4990	100	µg/L
10/11/2012	4 th Quarter 2012	Daily Maximum	Total Petroleum Hydrocarbons	2.3	0.22	lbs/day
10/11/2012	4 th Quarter 2012	Daily Maximum	Zinc, Total Recoverable	1,380	160	µg/L
10/11/2012	4 th Quarter 2012	Daily Maximum	Zinc, Total Recoverable	0.63	0.34	lbs/day
11/19/2012	4 th Quarter 2012	Daily Maximum	Copper, Total Recoverable	110	13	µg/L
11/19/2012	4 th Quarter 2012	Daily Maximum	Oil and Grease	37	15	mg/L
11/19/2012	4 th Quarter 2012	Daily Maximum	Selenium, Total Recoverable	92	8.2	µg/L
11/19/2012	4 th Quarter 2012	Daily Maximum	Total Petroleum Hydrocarbons	16,000	100	µg/L
11/19/2012	4 th Quarter 2012	Daily Maximum	Total Petroleum Hydrocarbons	2.9	0.22	lbs/day
11/19/2012	4 th Quarter 2012	Daily Maximum	Zinc, Total Recoverable	1,590	130	µg/L
11/19/2012	4 th Quarter 2012	Daily Maximum	Zinc, Total Recoverable	0.29	0.28	lbs/day
11/30/2012	4 th Quarter 2012	Daily Maximum	Copper, Total Recoverable	40	17	µg/L
11/30/2012	4 th Quarter 2012	Daily Maximum	Total Petroleum Hydrocarbons	5,300	100	µg/L

T
E
N
T
A
T
I
V
E

Date Occurred	Monitoring Period	Violations Type	Pollutant	Reported Value	Permit Limitation	Units
11/30/2012	4 th Quarter 2012	Daily Maximum	Total Petroleum Hydrocarbons	1.4	0.22	lbs/day
11/30/2012	4 th Quarter 2012	Daily Maximum	Zinc, Total Recoverable	173,000	160	µg/L
11/30/2012	4 th Quarter 2012	Daily Maximum	Zinc, Total Recoverable	48 ¹	0.34	lbs/day
12/13/2012	4 th Quarter 2012	Daily Maximum	Biochemical Oxygen Demand	34	30	mg/L
12/13/2012	4 th Quarter 2012	Daily Maximum	Total Petroleum Hydrocarbons	5100	100	µg/L
12/13/2012	4 th Quarter 2012	Daily Maximum	Total Petroleum Hydrocarbons	0.92	0.22	lbs/day
12/13/2012	4 th Quarter 2012	Daily Maximum	Zinc, Total Recoverable	262	160	µg/L
12/18/2012	4 th Quarter 2012	Daily Maximum	Biochemical Oxygen Demand	45	30	mg/L
12/18/2012	4 th Quarter 2012	Daily Maximum	Copper, Total Recoverable	70	17	µg/L
12/18/2012	4 th Quarter 2012	Daily Maximum	Oil and Grease	19	15	mg/L
12/18/2012	4 th Quarter 2012	Daily Maximum	Total Suspended Solids (TSS)	82	75	mg/L
12/18/2012	4 th Quarter 2012	Daily Maximum	Total Petroleum Hydrocarbons	23,400	100	µg/L
12/18/2012	4 th Quarter 2012	Daily Maximum	Total Petroleum Hydrocarbons	3.6	0.22	lbs/day
12/18/2012	4 th Quarter 2012	Daily Maximum	Zinc, Total Recoverable	645	160	µg/L
1/25/2013	1 st Quarter 2013	Daily Maximum	Total Petroleum Hydrocarbons	6,100	100	µg/L
1/25/2013	1 st Quarter 2013	Daily Maximum	Total Petroleum Hydrocarbons	3.31524	0.22	lbs/day
1/25/2013	1 st Quarter 2013	Daily Maximum	Zinc, Total Recoverable	297	160	µg/L
2/8/2013	1 st Quarter 2013	Daily Maximum	Total Petroleum Hydrocarbons	5,110	100	µg/L
2/8/2013	1 st Quarter 2013	Daily Maximum	Total Petroleum Hydrocarbons	0.46	0.22	lbs/day
2/8/2013	1 st Quarter 2013	Daily Maximum	Zinc, Total Recoverable	260	130	µg/L

T
E
N
T
A
T
I
V
E

Date Occurred	Monitoring Period	Violations Type	Pollutant	Reported Value	Permit Limitation	Units
2/19/2013	1 st Quarter 2013	Instantaneous Minimum	pH	6.02	6.5	standard units
3/8/2013	1 st Quarter 2013	Daily Maximum	Biochemical Oxygen Demand	98	30	mg/L
3/8/2013	1 st Quarter 2013	Daily Maximum	Copper, Total Recoverable	37	17	µg/L
3/8/2013	1 st Quarter 2013	Daily Maximum	Oil and Grease	24	15	mg/L
3/8/2013	1 st Quarter 2013	Daily Maximum	Selenium, Total Recoverable	10	8.2	µg/L
3/8/2013	1 st Quarter 2013	Daily Maximum	Total Petroleum Hydrocarbons	8,310	100	µg/L
3/8/2013	1 st Quarter 2013	Daily Maximum	Total Petroleum Hydrocarbons	3.7	0.22	lbs/day
3/8/2013	1 st Quarter 2013	Daily Maximum	Zinc, Total Recoverable	261	160	µg/L
5/6/2013	2 nd Quarter 2013	Instantaneous Minimum	pH	6.15	6.5	standard units
5/6/2013	2 nd Quarter 2013	Daily Maximum	Selenium, Total Recoverable	10	8.2	µg/L
2/27/2014	1 st Quarter 2014	Daily Maximum	Copper, Total Recoverable	25	17	µg/L
2/27/2014	1 st Quarter 2014	Instantaneous Minimum	pH	6.38	6.5	standard units
2/27/2014	1 st Quarter 2014	Daily Maximum	Total Petroleum Hydrocarbons	4,630	100	µg/L
2/27/2014	1 st Quarter 2014	Daily Maximum	Total Petroleum Hydrocarbons	3.4	0.22	lbs/day
2/27/2014	1 st Quarter 2014	Daily Maximum	Zinc, Total Recoverable	813	160	µg/L
2/27/2014	1 st Quarter 2014	Daily Maximum	Zinc, Total Recoverable	0.59	0.34	lbs/day
4/3/2014	2 nd Quarter 2014	Daily Maximum	Copper, Total Recoverable	26	17	µg/L
4/3/2014	2 nd Quarter 2014	Daily Maximum	Total Petroleum Hydrocarbons	950	100	µg/L
4/3/2014	2 nd Quarter 2015	Daily Maximum	Total Petroleum Hydrocarbons	0.26	0.22	lbs/day
4/3/2014	2 nd Quarter 2014	Daily Maximum	Zinc, Total Recoverable	406	160	µg/L
11/1/2014	4 th Quarter 2014	Daily Maximum	Copper, Total Recoverable	21	17	µg/L

T
E
N
T
A
T
I
V
E

Date Occurred	Monitoring Period	Violations Type	Pollutant	Reported Value	Permit Limitation	Units
11/1/2014	4 th Quarter 2014	Daily Maximum	Total Petroleum Hydrocarbons	2220	100	µg/L
11/1/2014	4 th Quarter 2014	Daily Maximum	Total Petroleum Hydrocarbons	1.01	0.22	lbs/day
11/1/2014	4 th Quarter 2014	Daily Maximum	Zinc, Total Recoverable	897	160	µg/L
11/1/2014	4 th Quarter 2014	Daily Maximum	Zinc, Total Recoverable	0.41	0.34	lbs/day
12/1/2014	4 th Quarter 2014	Daily Maximum	Copper, Total Recoverable	30	17	µg/L
12/1/2014	4 th Quarter 2014	Daily Maximum	Total Petroleum Hydrocarbons	1,940	100	µg/L
12/1/2014	4 th Quarter 2014	Daily Maximum	Total Petroleum Hydrocarbons	2.42	0.22	lbs/day
12/1/2014	4 th Quarter 2014	Daily Maximum	Zinc, Total Recoverable	525	160	µg/L
12/1/2014	4 th Quarter 2014	Daily Maximum	Zinc, Total Recoverable	0.65	0.34	lbs/day
1/11/2015	1 st Quarter 2015	Daily Maximum	Total Petroleum Hydrocarbons	490	100	µg/L
1/11/2015	1 st Quarter 2015	Daily Maximum	Total Petroleum Hydrocarbons	0.33	0.22	lbs/day
1/11/2015	1 st Quarter 2015	Daily Maximum	Zinc, Total Recoverable	317	160	µg/L
2/23/2015	1 st Quarter 2015	Daily Maximum	Copper, Total Recoverable	20	17	µg/L
2/23/2015	1 st Quarter 2015	Daily Maximum	Total Petroleum Hydrocarbons	3,100	100	µg/L
2/23/2015	1 st Quarter 2015	Daily Maximum	Total Petroleum Hydrocarbons	1.22	0.22	lbs/day
2/23/2015	1 st Quarter 2015	Daily Maximum	Zinc, Total Recoverable	1,360	160	µg/L
2/23/2015	1 st Quarter 2015	Daily Maximum	Zinc, Total Recoverable	0.54	0.34	lbs/day
3/2/2015	1 st Quarter 2015	Daily Maximum	Total Petroleum Hydrocarbons	3,430	100	µg/L
3/2/2015	1 st Quarter 2015	Daily Maximum	Total Petroleum Hydrocarbons	1.55	0.22	lbs/day
3/2/2015	1 st Quarter 2015	Daily Maximum	Zinc, Total Recoverable	525	160	µg/L
5/14/2015	2 nd Quarter 2015	Daily Maximum	Copper, Total Recoverable	19	17	µg/L

T
E
N
T
A
T
I
V
E

Date Occurred	Monitoring Period	Violations Type	Pollutant	Reported Value	Permit Limitation	Units
5/14/2015	2 nd Quarter 2015	Daily Maximum	Total Petroleum Hydrocarbons	2,200	100	µg/L
5/14/2015	2 nd Quarter 2015	Daily Maximum	Total Petroleum Hydrocarbons	1.49	0.22	lbs/day
5/14/2015	2 nd Quarter 2015	Daily Maximum	Zinc, Total Recoverable	582	160	µg/L
5/14/2015	2 nd Quarter 2015	Daily Maximum	Zinc, Total Recoverable	0.395	0.34	lbs/day
9/15/2015	3 rd Quarter 2015	Daily Maximum	Copper, Total Recoverable	23	17	µg/L
9/15/2015	3 rd Quarter 2015	Daily Maximum	Total Petroleum Hydrocarbons	1,165	100	µg/L
9/15/2015	3 rd Quarter 2015	Daily Maximum	Total Petroleum Hydrocarbons	1.32	0.22	lbs/day
9/15/2015	3 rd Quarter 2015	Daily Maximum	Zinc, Total Recoverable	330	160	µg/L
9/15/2015	3 rd Quarter 2015	Daily Maximum	Zinc, Total Recoverable	0.37	0.34	lbs/day
1/5/2016	1 st Quarter 2016	Instantaneous Minimum	Acute Toxicity	70	90	% survival
1/5/2016	1 st Quarter 2016	Daily Maximum	Total Petroleum Hydrocarbons	4,400	100	µg/L
1/5/2016	1 st Quarter 2016	Daily Maximum	Total Petroleum Hydrocarbons	7.96 ¹	0.22	lbs/day
1/5/2016	1 st Quarter 2016	Daily Maximum	Zinc, Total Recoverable	220	160	µg/L
1/5/2016	1 st Quarter 2016	Daily Maximum	Zinc, Total Recoverable	0.4	0.34	lbs/day
2/18/2016	1 st Quarter 2016	Daily Maximum	Total Petroleum Hydrocarbons	2,460	100	µg/L
2/18/2016	1 st Quarter 2016	Daily Maximum	Total Petroleum Hydrocarbons	1.95	0.22	lbs/day
2/18/2016	1 st Quarter 2016	Daily Maximum	Zinc, Total Recoverable	450	160	µg/L
2/18/2016	1 st Quarter 2016	Daily Maximum	Zinc, Total Recoverable	0.36	0.34	lbs/day
3/7/2016	1 st Quarter 2016	Daily Maximum	Total Petroleum Hydrocarbons	870	100	µg/L
3/7/2016	1 st Quarter 2016	Daily Maximum	Total Petroleum Hydrocarbons	0.39	0.22	lbs/day
3/7/2016	1 st Quarter 2016	Daily Maximum	Zinc, Total Recoverable	340	160	µg/L

T
E
N
T
A
T
I
V
E

On August 11, 2010, the State Water Resources Control Board issued Complaint No. OE-2010-0006 to the Discharger for a mandatory minimum penalty in the amount of \$93,000, for violations of the waste discharge requirements included in Order Nos. 97-052 and R4-2006-0065 under NPDES permit No. CA0059013. Violations cited included sixteen serious and eight chronic effluent limit violations and seven reporting violations that occurred from January 2000 through December 2009. On November 18, 2010, Complaint No. OE-2010-0006 was heard in Los Angeles, California, before a Hearing Officer of the State Water Resources Control Board. On July 23, 2013, the State Water Resources Control Board considered the findings of the hearing, and adopted Order WQ 2013-0054, which imposed administrative civil liability against the Discharger in the amount of \$93,000. The Discharger completed the payment of the administrative civil liability (ACL) of \$93,000 on September 17, 2013.

On June 30, 2014, the Regional Water Board issued Settlement Offer No. R4-2014-0131 to the Discharger for \$252,000, with a Notice of Violation (NOV) notifying the Discharger of seventy-three serious and eleven chronic effluent violations that occurred from December 2010 through February 2014 under Order No. R4-2011-0176. On August 29, 2014, the Offer was amended to \$246,000. The Discharger accepted the Settlement Offer on September 22, 2014, and the Acceptance and Waiver was executed as a Stipulated Order on November 3, 2014. The Discharger completed the payment of the administrative civil liability (ACL) of \$246,000 on December 5, 2014.

On June 26, 2015, the Regional Water Board issued Settlement Offer No. R4-2015-0120 to the Discharger for \$78,000, with a Notice of Violation (NOV) notifying the Discharger of twenty-three serious and three chronic effluent violations that occurred from April 2014 through March 2015 under Order No. R4-2011-0176. On August 21, 2015, the Offer was amended to \$90,000 to include additional three serious and two chronic effluent limit violations that occurred in May 2015; one chronic violation was dismissed. The Discharger accepted the Settlement Offer on September 11, 2015, and the Acceptance and Waiver was executed as a Stipulated Order on October 30, 2015. The Discharger completed the payment of the administrative civil liability (ACL) of \$90,000 on December 4, 2015.

On March 24, 2017, the Regional Water Board issued Settlement Offer No. R4-2017-0032 to the Discharger for \$48,000, with a Notice of Violation (NOV) notifying the Discharger of sixteen serious and three chronic effluent violations that occurred from May 2015 through March 2016 under Order No. R4-2011-0176. The Discharger accepted the Settlement Offer on April 17, 2017, and the Acceptance and Waiver was executed as a Stipulated Order on June 20, 2017. The Discharger completed the payment of the administrative civil liability (ACL) of \$48,000 on July 18, 2017.

In addition to the violations above, thirteen reporting violations and three monitoring violations were cited from December 2011 through March 2017, mainly for missing parameters and perjury statements in quarterly reports. One reporting violation and one monitoring violation were dismissed. These violations are not subject to mandatory minimum penalties.

E. Planned Changes

The Discharger is seeking approval from the City of Pico Rivera Building and Safety Department to construct two additional 10,000-gallon tanks for the storage of treated storm water to expand storm water reuse within the Facility. The Discharger submitted applications for the building permits to the City of Pico Rivera and is awaiting approval. The Discharger is also evaluating the effectiveness of its current storm water treatment system and potential upgrades as necessary to comply with this Order.

T
E
N
T
A
T
I
V
E

III. APPLICABLE PLANS, POLICIES, AND REGULATIONS

The requirements contained in this Order are based on the requirements and authorities described in this section.

A. Legal Authorities

This Order serves as WDRs pursuant to article 4, chapter 4, division 7 of the California Water Code (commencing with section 13260). This Order is also issued pursuant to section 402 of the federal Clean Water Act (CWA) and implementing regulations adopted by the U.S. EPA and chapter 5.5, division 7 of the Water Code (commencing with section 13370). It shall serve as an NPDES permit authorizing the Discharger to discharge into waters of the United States at the discharge location described in Table 2 subject to the WDRs in this Order.

B. California Environmental Quality Act (CEQA)

Under Water Code section 13389, this action to adopt an NPDES permit is exempt from the provisions of Chapter 3 of CEQA, (commencing with section 21100) of Division 13 of the Public Resources Code.

C. State and Federal Laws, Regulations, Policies, and Plans

1. Water Quality Control Plan. The Regional Water Board adopted a *Water Quality Control Plan for the Los Angeles Region* (hereinafter Basin Plan) on June 13, 1994, that designates beneficial uses, establishes water quality objectives, and contains implementation programs and policies to achieve those objectives for all waters addressed through the plan. Requirements in this Order implement the Basin Plan. In addition, the Basin Plan implements State Water Board Resolution 88-63, which established state policy that all waters, with certain exceptions, should be considered suitable or potentially suitable for municipal or domestic supply (MUN). Municipal and domestic supply is a potential, not existing, beneficial use for the Rio Hondo Reach 2. The Regional Water Board is expected to identify those waters in the Region that should be excepted from the MUN designation. Such exceptions will be proposed under a special Basin Plan Amendment. Until such time, page 2-4 of the Basin Plan specifies that “no new effluent limitations will be placed in Waste Discharge Requirements as a result of these designations until the Regional Water Board adopts this amendment.” Beneficial uses applicable to the Rio Hondo Reach 2 (Santa Ana Freeway to Whittier Narrows Dam) are as follows:

Table F-4. Basin Plan Beneficial Uses

Discharge Point	Receiving Water Name	Beneficial Use(s)
001	Rio Hondo Reach 2 (Santa Ana Freeway to Whittier Narrows Dam)	<p><u>Potential:</u> Municipal and Domestic Supply* (MUN*)¹; Warm Freshwater Habitat (WARM).</p> <p><u>Intermittent:</u> Ground Water Recharge (GWR); Wildlife Habitat (WILD); Water Contact Recreation (REC-1)²</p> <p><u>Existing:</u> Non-contact Water Recreation (REC-2)</p>

¹. MUN designations are designated under State Water Board Resolution 88-63 and Regional Water Board Resolution 89-03. Some designations may be considered for exemption at a later date (See pages 2-3, 4 of the Basin Plan for more details).

T
E
N
T
A
T
I
V
E

2. Access prohibited by Los Angeles County Department in the concrete-channelized areas.

Table F-5. Basin Plan Beneficial Uses – Groundwater

Discharge Point	Receiving Water Name	Beneficial Use(s)
001	Los Angeles Coastal Plain, Central Basin	<u>Existing:</u> Municipal and Domestic Supply (MUN); Industrial Service Supply (IND); Industrial Process Supply (PROC); Agricultural Supply (AGR).

Groundwater Recharge (GWR). The receiving water Rio Hondo Reach 2 (Santa Ana Freeway to Whittier Narrows Dam) is designated as GWR. Surface water from the Rio Hondo may percolate into the Central Los Angeles Coastal Plain Groundwater Basin. Since groundwater from the Basin may be used to provide drinking water to the community, the groundwater aquifers must be protected. Therefore, Title 22-based limits and the maximum contaminant levels (MCLs) were considered during the development of effluent limits included in this Order to protect the beneficial uses of the receiving water.

Title 22 of the California Code of Regulations. The California State Water Resources Control Board – Division of Drinking Water establishes primary and secondary maximum contaminant levels (MCLs) for inorganic, organic, and radioactive contaminants in drinking water. These MCLs are codified in Title 22, California Code of Regulations (Title 22). The Basin Plan (Chapter 3) incorporates Title 22 primary MCLs by reference. This incorporation by reference is prospective including future changes to the incorporated provisions as the changes take effect. Title 22 primary MCLs have been used as the bases for effluent limitations in WDRs and NPDES permits to protect the groundwater recharge beneficial use when that receiving groundwater basin is designated as MUN. Also, the Basin Plan specifies that “Ground waters shall not contain taste or odor-producing substances in concentrations that cause nuisance or adversely affect beneficial uses”. Therefore, the secondary MCLs are also considered in this Order to protect groundwater quality.

2. **High Flow Suspension.** On July 10, 2003, the Regional Water Board adopted Resolution No. 2003-010 (High Flow Suspension) to suspend recreational beneficial uses in engineered channels during unsafe weather conditions. The High Flow Suspension became effective on November 2, 2004. The High Flow Suspension applies to 1) water contact recreational activities associated with the swimmable goal as expressed in the federal Clean Water Act section 101(a)(2) and regulated under the REC-1 beneficial use, 2) non-contact water recreation involving incidental water contact regulated under the REC-2 beneficial use, and 3) associated bacteriological objectives set to protect those activities. Water quality objectives set to protect other recreational uses associated with the fishable goal as expressed in the federal CWA section 101(a)(2) and regulated under the REC-1 use, and other REC-2 uses (e.g., uses involving the aesthetic aspects of water) shall remain in effect at all times. The High Flow Suspension is applicable to the Rio Hondo Reach 2 (Santa Ana Freeway to Whittier Narrows Dam).
3. **Thermal Plan.** The State Water Board adopted the Water Quality Control Plan for Control of Temperature in the Coastal and Interstate Waters and Enclosed Bays and Estuaries of California (Thermal Plan) on January 7, 1971, and amended this plan on September 18, 1975. Based on the requirements of the Thermal Plan and a White Paper developed by Regional Water Board staff entitled, *Temperature and Dissolved Oxygen Impacts on Biota in Tidal Estuaries and Enclosed Bays* in the Los Angeles Region, a maximum effluent temperature limitation of 86°F was determined to be appropriate for protection of aquatic

T
E
N
T
A
T
I
V
E

life and is included in the permit. The white paper evaluated the optimum temperatures for aquatic species routinely available in surface water bodies within the Los Angeles Region including: steelhead, topsmelt, ghost shrimp, brown rock crab, jackknife clam, and blue mussel. This Order addresses the water quality objective for temperature by establishing effluent limitations based on the interpretation of the Thermal Plan and the White Paper.

4. **National Toxics Rule (NTR) and California Toxics Rule (CTR).** U.S. EPA adopted the NTR on December 22, 1992, and later amended it on May 4, 1995, and November 9, 1999. About forty criteria in the NTR applied in California. On May 18, 2000, U.S. EPA adopted the CTR. The CTR promulgated new toxics criteria for California and, in addition, incorporated the previously adopted NTR criteria that were applicable in the state. The CTR was amended on February 13, 2001. These rules contain federal water quality criteria for priority pollutants.
5. **State Implementation Policy.** On March 2, 2000, the State Water Board adopted the *Policy for Implementation of Toxics Standards for Inland Surface Waters, Enclosed Bays, and Estuaries of California* (State Implementation Policy or SIP). The SIP became effective on April 28, 2000, with respect to the priority pollutant criteria promulgated for California by the U.S. EPA through the NTR and to the priority pollutant objectives established by the Regional Water Board in the Basin Plan. The SIP became effective on May 18, 2000, with respect to the priority pollutant criteria promulgated by the U.S. EPA through the CTR. The State Water Board adopted amendments to the SIP on February 24, 2005, that became effective on July 13, 2005. The SIP establishes implementation provisions for priority pollutant criteria and objectives and provisions for chronic toxicity control. Requirements of this Order implement the SIP.
6. **Antidegradation Policy.** Federal regulation 40 C.F.R. section 131.12 requires that the state water quality standards include an antidegradation policy consistent with the federal policy. The State Water Board established California's antidegradation policy in State Water Board Resolution 68-16 ("Statement of Policy with Respect to Maintaining High Quality of Waters in California"). Resolution 68-16 is deemed to incorporate the federal antidegradation policy where the federal policy applies under federal law. Resolution 68-16 requires that existing water quality be maintained unless degradation is justified based on specific findings. The Regional Water Board's Basin Plan implements, and incorporates by reference, both the State and federal antidegradation policies. The permitted discharge must be consistent with the antidegradation provision of 40 C.F.R. section 131.12 and State Water Board Resolution 68-16.
7. **Anti-Backsliding Requirements.** Sections 402(o) and 303(d)(4) of the CWA and federal regulations at 40 C.F.R. section 122.44(l) restrict backsliding in NPDES permits. These anti-backsliding provisions require that effluent limitations in a reissued permit must be as stringent as those in the previous permit, with some exceptions in which limitations may be relaxed.
8. **Domestic Water Quality.** In compliance with Water Code section 106.3, it is the policy of the State of California that every human being has the right to safe, clean, affordable, and accessible water adequate for human consumption, cooking, and sanitary purposes. This Order promotes that policy by requiring discharges to meet maximum contaminant levels implemented by the Basin Plan that are designed to protect human health and ensure that water is safe for domestic use.
9. **Endangered Species Act Requirements.** This Order does not authorize any act that results in the taking of a threatened or endangered species or any act that is now prohibited, or becomes prohibited in the future, under either the California Endangered Species Act (Fish and Game Code, §§ 2050 to 2097) or the Federal Endangered Species

T
E
N
T
A
T
I
V
E

Act (16 U.S.C.A. §§ 1531 to 1544). This Order requires compliance with effluent limits, receiving water limits, and other requirements to protect the beneficial uses of waters of the state, including protecting rare, threatened, or endangered species. The Discharger is responsible for meeting all requirements of the applicable Endangered Species Act.

- 10. Trash Provisions.** The State Water Board adopted the “*Amendment to the Ocean Plan and Part I Trash Provisions of the Water Quality Control Plan for Inland Surface Waters, Enclosed Bays, and Estuaries of California*” (Trash Amendments) through Resolution 2015-0019, which was approved by OAL on December 2, 2015 and became effective upon U.S. EPA approval on January 12, 2016. The Trash Amendments established a narrative water quality objective for trash and a prohibition on the discharge of trash, implemented through permits issued pursuant to CWA section 402(p), waste discharge requirements, or waivers of waste discharge requirements.

The Trash Amendments apply to all surface waters of the State, with the exception of those waters within the jurisdiction of the Los Angeles Regional Water Board where trash or debris TMDLs are in effect prior to the effective date of the Trash Amendments. The Los Angeles River Trash TMDL was effective prior to the effective date of the Trash Amendments. However, the Los Angeles River Trash TMDL did not include any waste load allocations for minor NPDES permittees. As such, this Order implements the requirements of the Trash Provisions through the prohibition of trash discharges to the NPDES discharge point. This Order also requires the Discharger to develop and implement a Storm Water Pollution Prevention Plan (SWPPP), which shall include specific BMPs used as storm water control measures that the Discharger will undertake to prevent the discharge of trash from the Facility to the Rio Hondo. The Discharger is required to detail and submit to the Regional Water Board annually (through their annual SWPPP submittal) specific BMPs (storm water control measures) employed to control and prohibit the discharge of trash and other pollutants from the Facility through the NPDES discharge points, consistent with the monitoring and reporting requirement of the Trash Provisions.

- 11. Mercury Provisions.** The State Water Board adopted “*Part 2 of the Water Quality Control Plan for Inland Surface Waters, Enclosed Bays, and Estuaries of California- Tribal and Subsistence Fishing Beneficial Uses and Mercury Provisions*” (Mercury Provisions) through Resolution 2017-0027, which was approved by OAL on June 28, 2017 and became effective upon U.S. EPA approval on July 14, 2017. The Mercury Provisions established one narrative and four numeric water quality objectives for mercury and three new beneficial use definitions, implemented through NPDES permits issued pursuant to CWA section 402, waste discharge requirements, or waivers of waste discharge requirements. The Mercury Provisions are applicable to this Facility as the Rio Hondo Reach 2 has beneficial uses of Warm and Wild, and there is currently no TMDL or site specific objectives for mercury in Rio Hondo Reach 2. The Provisions included implementation provisions for individual non-storm water NPDES permits for municipal and industrial dischargers; storm water discharges including the MS4 and the Industrial General Permit (NPDES No. CAS000001); mine site remediation; nonpoint source discharges; dredging activities; and wetland projects.

The Provisions did not prescribe specific implementation provisions for individual industrial permittees that discharge storm water only. However, requirements for mercury included in this Order is at least as stringent as and is consistent with the requirements included in the Provisions for industrial storm water dischargers regulated under the Industrial General Permit. The type of discharges regulated under the Industrial General Permit is similar to the Facility’s discharge as the Facility also discharges storm water only from an industrial site. The Provisions for industrial storm water permittees regulated under the Industrial General Permit includes a revision to the mercury numeric action level (NAL) to 0.3 µg/L

T
E
N
T
A
T
I
V
E

(300 ng/L) or lower. This Order establishes a water-quality based effluent limitation (WQBELs) for mercury expressed as a maximum daily effluent limitation of 0.1 µg/L (100ng/L) for the protection of the human health criterion in the CTR, based on the presence of reasonable potential for mercury with consideration of effluent monitoring data submitted by the Discharger during the term of Order No. R4-2011-0176 (See section IV.C.3 of this Fact Sheet). Therefore, in achieving compliance with the mercury effluent limitation prescribed in this Order, the Discharger will be held to a treatment level that is at least as stringent as and comparable to that required of other industrial storm water dischargers in the Region. Compliance with the permit limitation will protect the mercury objectives set forth in the Provisions, and thus satisfy the requirement of the Mercury Provisions for industrial storm water discharges.

D. Impaired Water Bodies on the CWA section 303(d) List

Section 303(d) of the CWA requires states to identify specific water bodies where water quality standards are not expected to be met after implementation of technology-based effluent limitations on point sources. For all CWA section 303(d)-listed water bodies and pollutants, the Regional Water Board plans to develop and adopt total maximum daily loads (TMDLs) that will specify waste load allocations (WLAs) for point sources and load allocations (LAs) for non-point sources, as appropriate.

U.S. EPA approved the State's 2012 303(d) list of impaired water bodies on June 26, 2015. Certain receiving waters in the Los Angeles and Ventura County watersheds do not fully support beneficial uses and therefore have been classified as impaired on the 303(d) List of Water Quality Limited Segments (hereinafter 303(d) list) and have been scheduled for TMDL development. The Facility's discharge flows into Rio Hondo Reach 2, at a location that is less than 0.2 miles upstream of Rio Hondo Reach 1. Therefore, the impact from the Facility's discharge is expected to be present at Rio Hondo Reach 2 as well as at Rio Hondo Reach 1. As such, impairments for both Rio Hondo Reach 1 and Reach 2 are considered in this Order, and the more stringent requirements for these Reaches based on applicable TMDLs as listed below are implemented in this Order.

The 2012 State Water Board California 303(d) list includes the classification of the Rio Hondo Reach 1 and Reach 2 and identifies their pollutants/stressors of concern. Rio Hondo Reach 1 is identified as impaired for: coliform bacteria, copper, lead, toxicity, trash, zinc, and pH. Rio Hondo Reach 2 is identified as impaired for: ammonia, coliform bacteria, and cyanide. Coliform bacteria, nutrients (including ammonia, nitrite as nitrogen, nitrate as nitrogen, and total nitrite plus nitrate), copper, lead, zinc, and trash are addressed through TMDLs as detailed below; the impairment for pH is addressed through the Los Angeles River Nutrients TMDL. TMDLs to address cyanide and toxicity are scheduled for completion by 2021.

- 1. Los Angeles River Bacteria TMDL.** The Regional Water Board adopted the *Amendment to the Water Quality Control Plan - Los Angeles Region to Incorporate the Los Angeles River Watershed Bacteria TMDL* through Resolution No. R10-007, which was approved by the State Water Board on November 1, 2011; by the Office of Administrative Law (OAL) on March 21, 2012; and by the U.S. EPA on March 23, 2012. It became effective on March 23, 2012. The Los Angeles River Bacteria TMDL contains WLAs of single sample and geometric mean numeric targets for E.coli during both dry and wet weather events for general and individual NPDES permits. This Order includes effluent limitations based on the Los Angeles River Bacteria TMDL.
- 2. Los Angeles River Nutrients TMDL.** The Regional Water Board adopted Resolution No. 03-009 on July 10, 2003, that amended the Basin Plan to incorporate the Los Angeles River Nitrogen Compounds and Related Effects, which was approved by the State Water Board and OAL on November 19, 2003, and February 27, 2004, respectively. The Los

T
E
N
T
A
T
I
V
E

Angeles River Nutrients TMDL was approved by USEPA on March 18, 2004, and it became effective on March 23, 2004. Subsequently, it was amended through Resolution No. 2003-016 which revised the interim effluent limitations for ammonia; the State Water Board approved the TMDL with Resolution No. 004-0014 on March 24, 2004; OAL approved the TMDL on September 27, 2004, and it became effective on the same date. The TMDL was amended again through Resolution No. 12-010 to incorporate site-specific objectives for select reaches and tributaries of the Los Angeles River Watershed. This amendment was approved by the Regional Water Board on December 6, 2012; by the State Water Board on June 4, 2013; by the OAL on June 9, 2014; by the U.S. EPA on August 7, 2014; and became effective on August 7, 2014. The TMDL established WLAs for the Los Angeles River and its tributaries for ammonia, nitrite, and nitrate. This Order includes effluent limitations based on the Los Angeles River Nutrients TMDL.

3. **Los Angeles River Trash TMDL.** The Los Angeles River Watershed Trash TMDL was originally adopted by the Regional Water Board on September 19, 2001. The TMDL was most recently amended through Resolution R15-006, *Reconsideration of Trash TMDL for Los Angeles River Watershed*, by the Regional Water Board on June 11, 2015, and it was approved by the State Water Board on November 17, 2015, the OAL on May 4, 2016, and U.S. EPA on June 30, 2016, and became effective on the same date. The TMDL set a numeric target of zero trash in all waterbodies in the Los Angeles River Watershed, and was to be implemented via municipal storm water permits in a phased reduction for a period of 10 years. However, no WLAs were assigned for individual NPDES permittees. This Order includes a prohibition of the discharge of trash and requires the implementation of a Storm Water Pollution Prevention Plan (SWPPP), which is expected when implemented to minimize and prevent the discharge of trash from the Facility to the Los Angeles River Watershed and is consistent with the Los Angeles River Trash TMDL and the Trash Amendment.
4. **Los Angeles River Metals TMDL.** The Regional Water Board amended the Basin Plan to incorporate the *Los Angeles River and Tributaries Metals TMDL* through Resolution No. R05-006 on June 2, 2005. It was approved by the State Water Board on October 20, 2005; by the OAL on December 9, 2005; and by the U.S. EPA on December 22, 2005; it became effective on January 11, 2006. The TMDL establishes numeric water quality targets for cadmium, copper, lead, and zinc in wet and dry weather that are based on criteria established by U.S. EPA in the CTR. The TMDL was subsequently amended by Resolutions Nos. R2007-014, R10-003, and R15-004. Resolution No. R15-004 was adopted by the Regional Water Board on April 9, 2015, and approved by the State Water Board, the OAL, and the U.S. EPA on November 17, 2015, July 11, 2016, and December 12, 2016, respectively. It became effective on December 12, 2016, and revised the copper WLAs using site-specific water effect ratios (WERs) for the different reaches of the Los Angeles River and its tributaries, and also revised the lead WLAs by recalculating the lead acute and chronic water quality criteria used to develop the WLAs. The TMDL revisions also included language stating that, regardless of the WER, for discharges with concentrations below WER adjusted allocations, effluent limitations shall ensure effluent concentrations do not exceed the level of water quality that can be reliably maintained by the facility's applicable treatment technologies existing at the time of permit issuance, reissuance, or modification unless anti-backsliding and anti-degradation requirements are met. The implementation of the revised lead WLA based on the recalculated lead water quality criteria in Resolution No. R15-004 will not take effect until the U.S. EPA de-promulgates the current lead CTR water quality criteria, as those are more stringent than the recalculated acute and chronic criteria for lead in the TMDL amendment. This Order includes effluent limitations in accordance with the Los Angeles River Metals TMDL.

T
E
N
T
A
T
I
V
E

E. Harbor Toxics TMDL

The Regional Water Board adopted Resolution No. R11-008 on May 5, 2011, that amended the Basin Plan to incorporate the *TMDL for Toxic Pollutants in Dominguez Channel and Greater Los Angeles and Long Beach Harbor Waters* (Harbor Toxics TMDL). The Harbor Toxics TMDL was approved by the State Water Board on February 7, 2012, the OAL on March 21, 2012, and the U.S. EPA on March 23, 2012. The Harbor Toxics TMDL contains requirements applicable to discharges to the Los Angeles River Watershed. Therefore, this Order contains monitoring requirements based on the TMDL.

Responsible parties identified in the Los Angeles River Metals TMDL are responsible for conducting water and sediment monitoring at the Los Angeles River Estuary to determine the river's contribution to impairments in the Greater Harbor waters. The Discharger may participate in or contract with a group or develop a site-specific monitoring plan. The following components shall be included in the monitoring plan.

1. Water Column Monitoring

Water samples and total suspended solids samples shall be collected at one site during two wet weather events and one dry weather event each year. The first large storm event of the season shall be included as one of the wet weather monitoring events. Water samples and total suspended solid samples shall be analyzed for metals, DDT, PCBs, and PAHs. Sampling shall be designed to collect sufficient volumes of suspended solids to allow for analysis of the listed pollutants in the bulk sediment. General water chemistry (temperature, dissolved oxygen, pH, and electrical conductivity) and a flow measurement shall be required at each sampling event. General chemistry measurements may be taken in the laboratory immediately following sample collection if auto samplers are used for sample collection or if weather conditions are unsuitable for field measurements.

2. Sediment Monitoring

For sediment chemistry, sediment samples shall be collected at one site every two years for analysis of general sediment quality constituents and the full chemical suite as specified in the State Water Quality Control Plan for Enclosed Bays and Estuaries – Part 1 Sediment Quality (SQO Part 1). All samples shall be collected in accordance with the State Water Resources Board's Surface Water Ambient Monitoring Program (SWAMP) protocols. The details of the Monitoring Program including sampling location and all methods shall be specified in the Monitoring and Reporting Program (MRP). The proposed MRP will be reviewed by the Regional Water Board and the public. After required updates are implemented then the MRP will be approved by the Executive Officer.

3. Quality Assurance Project Plan

The Quality Assurance Project Plan (QAPP) shall describe the project objectives and organization, functional activities, and quality assurance/quality control protocols for the water and sediment monitoring. The QAPP shall include protocols for sample collection, standard analytical procedures, and laboratory certification. All samples shall be collected in accordance with Surface Water Ambient Monitoring Program (SWAMP) protocols.

The details of the Monitoring Program including sampling location and all methods shall be specified in the Monitoring and Reporting Program (MRP). The MRP will be reviewed by the Regional Water Board and the public. After required updates are implemented then the MRP will be approved by the Executive Officer.

T
E
N
T
A
T
I
V
E

IV. RATIONALE FOR EFFLUENT LIMITATIONS AND DISCHARGE SPECIFICATIONS

The CWA requires point source dischargers to control the amount of conventional, non-conventional, and toxic pollutants that are discharged into the waters of the United States. The control of pollutants discharged is established through effluent limitations and other requirements in NPDES permits. There are two principal bases for effluent limitations in the Code of Federal Regulations (C.F.R.): 40 C.F.R. section 122.44(a) requires that permits include applicable technology-based limitations and standards; and 40 C.F.R. section 122.44(d) requires that permits include water quality-based effluent limitations (WQBELs) to attain and maintain applicable numeric and narrative water quality criteria to protect the beneficial uses of the receiving water.

Discharges from the Facility include the discharge of wastewater from a lubricating oils and grease Facility. The Facility blends and packages lubricating oils, transmission oils, and an assortment of aftermarket specialty oils. These operations are conducted indoor, and process wastewater generated are discharged to the sanitary sewer. The Facility's discharge to the Rio Hondo consists of treated storm water runoff from the railcar loading and unloading area, the tank farm, the drum storage yard, and the blending building loading dock, and may pick up pollutants present in the raw materials, additives, and finished products used in the Facility's operations. Order No. R4-2011-0176 identified a number of pollutants believed to be present in the Facility's discharge based on a review of its operations, and included monitoring requirements and effluent limitations for TSS, BOD, oil and grease, pH, temperature, settleable solids, turbidity, ammonia, nitrate, nitrite, total petroleum hydrocarbons, cadmium, copper, lead, selenium, zinc, and cyanide. This Order considered the regulated pollutants identified in Order No. R4-2011-0176 as pollutants of concern. Pollutants of concern were also identified based on the Facility's monitoring history and impairments of the receiving water as identified on the State's 2012 303(d) list.

Pursuant to 40 C.F.R. section 122.45(d), permit limitations for continuous discharges shall be expressed, unless impracticable, as both average monthly effluent limitations (AMELs) and maximum daily effluent limitations (MDELs). However, discharges through Discharge Point 001 consist of storm water only, are intermittent and of short duration. Therefore, consistent with Order No. R4-2011-0176, only MDELs are included to ensure protection of the beneficial uses in the receiving water. However, where appropriate and consistent with the intent of the Los Angeles River Nutrients TMDL, this Order also includes AMELs for selected nitrogen parameters (ammonia, nitrate, and nitrite).

Generally, mass-based effluent limitations ensure that proper treatment, and not dilution, is employed to comply with the final effluent concentration limitations. Section 122.45(f)(1) requires that all permit limitations, standards or prohibitions be expressed in terms of mass units except under the following conditions: (1) for pH, temperature, radiation or other pollutants that cannot appropriately be expressed by mass limitations; (2) when applicable standards or limitations are expressed in terms of other units of measure; or (3) if in establishing technology-based permit limitations on a case-by-case basis limitations based on mass are infeasible because the mass of pollutant cannot be related to a measure of production. The limitations, however, must ensure that dilution will not be used as a substitute for treatment.

A. Discharge Prohibitions

The discharge prohibitions enumerated in section III of the Waste Discharge Requirements of this Order are based on the requirements of the Basin Plan, State Water Board's plans and policies, the Water Code, and previous permit provisions. They are consistent with the requirements set for other discharges to the Rio Hondo that are regulated by NPDES permits.

T
E
N
T
A
T
I
V
E

B. Technology-Based Effluent Limitations

1. Scope and Authority

Section 301(b) of the CWA and implementing U.S. EPA permit regulations at 40 C.F.R. section 122.44 require that permits include conditions meeting applicable technology-based requirements at a minimum, and any more stringent effluent limitations necessary to meet applicable water quality standards. The discharge authorized by this Order must meet minimum federal technology-based requirements based on Best Professional Judgment (BPJ) in accordance with 40 C.F.R. section 125.3.

The CWA requires that technology-based effluent limitations be established based on several levels of controls:

- a. Best practicable treatment control technology (BPT) represents the average of the best existing performance by well-operated facilities within an industrial category or subcategory. BPT standards apply to toxic, conventional, and non-conventional pollutants.
- b. Best available technology economically achievable (BAT) represents the best existing performance of treatment technologies that are economically achievable within an industrial point source category. BAT standards apply to toxic and non-conventional pollutants.
- c. Best conventional pollutant control technology (BCT) represents the control from existing industrial point sources of conventional pollutants including BOD, TSS, fecal coliform, pH, and oil and grease. The BCT standard is established after considering a two-part reasonableness test. The first test compares the relationship between the costs of attaining a reduction in effluent discharge and the resulting benefits. The second test examines the cost and level of reduction of pollutants from the discharge from publicly owned treatment works to the cost and level of reduction of such pollutants from a class or category of industrial sources. Effluent limitations must be reasonable under both tests.
- d. New source performance standards (NSPS) represent the best available demonstrated control technology standards. The intent of NSPS guidelines is to set limitations that represent state-of-the-art treatment technology for new sources.

The CWA requires U.S. EPA to develop effluent limitations, guidelines and standards (ELGs) representing application of BPT, BAT, BCT, and NSPS. Section 402(a)(1) of the CWA and 40 C.F.R. section 125.3 authorize the use of best professional judgment (BPJ) to derive technology-based effluent limitations on a case-by-case basis where ELGs are not available for certain industrial categories and/or pollutants of concern. Where BPJ is used, the Regional Water Board must consider specific factors outlined in 40 C.F.R. section 125.3.

2. Applicable Technology-Based Effluent Limitations (TBELs)

Federal ELGs have not been developed for treated storm water from a lubricating oils and grease facility. The technology-based requirements in this Order are based on case-by-case numeric limitations developed using BPJ in accordance with 40 C.F.R. section 125.3. Technology-based effluent limitations (TBELs) were established in Order No. R4-2011-0176 for biochemical oxygen demand (BOD), oil and grease, total suspended solids (TSS), turbidity, phenols, settleable solids, and total petroleum hydrocarbons (TPH) at Discharge Point 001. Pursuant to federal antibacksliding requirements, this Order retains the technology-based effluent limitations for these parameters except phenols. These limitations are consistent with technology-based effluent limitations included in other

T
E
N
T
A
T
I
V
E

Orders within the State for similar types of discharges and compliance with these limitations is not expected to require additional equipment as these limitations are retained from the prior Order.

Pursuant to section 122.44(k), the prior Order required the Discharger to develop, implement, and submit a Storm Water Pollution Prevention Plan (SWPPP). This Order will continue to require the Discharger to update and implement, consistent with the prior Order requirements, a SWPPP to outline site-specific management processes for minimizing storm water runoff contamination and for preventing contaminated storm water runoff from being discharged directly into the storm drain or receiving water. At a minimum, the management practices should ensure that trash are not entrained in storm water discharges, and unauthorized non-storm water discharges do not occur at the Facility. The SWPPP shall outline management practices to eliminate the discharge of trash entrained in storm water discharged from the Facility.

This Order also requires that the Discharger develop and implement a Best Management Practices Plan (BMPP). The BMPP shall include a summary of BMPs aimed at controlling the potential exposure of pollutants to storm water, inspection practices, schedules of preventive maintenance, housekeeping procedures, vehicle management practices, and spill containment and cleanup procedures. The BMPP should demonstrate the Discharger's continued effective implementation of the SWPPP.

This Order will also require the Discharger to update and continue to implement their Spill Prevention Control and Countermeasure (SPCC) Plan.

The combination of the SWPPP, BMPP, SPCC Plan, and permit limitations based on past performance and reflecting BPJ will serve as the equivalent of technology based effluent limitations, in the absence of established ELGs, in order to carry out the purposes and intent of the CWA.

Table F-6. Summary of Technology-Based Effluent Limitations at Discharge Point 001

Parameter	Units	Effluent Limitations	
		Average Monthly	Maximum Daily
Biochemical Oxygen Demand (BOD) (5-day @ 20°C)	mg/L	--	30
	lbs/day ¹	--	65
Oil and Grease	mg/L	--	15
	lbs/day ¹	--	32
Settleable Solids	mL/L	--	0.3
Total Petroleum Hydrocarbons (TPH) ²	µg/L	--	100
	lbs/day ¹	--	0.22
Total Suspended Solids (TSS)	mg/L	--	75
	lbs/day ¹	--	160
Turbidity	NTU	--	75

¹ Mass loading limitations are based on the maximum flow at Discharge Point 001 (0.258 million gallons per day (MGD)) and are calculated as follows:

$$\text{Flow (MGD)} \times \text{Concentration (mg/L)} \times 8.34 \text{ (conversion factor)} = \text{lbs/day.}$$

² TPH equals the sum of TPH gasoline (C4-C12), TPH diesel (C13-C22), and TPH waste oil (C23+).

T
E
N
T
A
T
I
V
E

C. Water Quality-Based Effluent Limitations (WQBELs)

1. Scope and Authority

CWA section 301(b) and 40 C.F.R. section 122.44(d) require that permits include limitations more stringent than applicable federal technology-based requirements where necessary to achieve applicable water quality standards.

40 C.F.R. section 122.44(d)(1)(i) requires that permits include effluent limitations for all pollutants that are or may be discharged at levels that have the reasonable potential to cause or contribute to an exceedance of a water quality standard, including numeric and narrative objectives within a standard. Where reasonable potential has been established for a pollutant, but there is no numeric criterion or objective for the pollutant, WQBELs must be established using: (1) U.S. EPA criteria guidance under CWA section 304(a), supplemented where necessary by other relevant information; (2) an indicator parameter for the pollutant of concern; or (3) a calculated numeric water quality criterion, such as a proposed state criterion or policy interpreting the state's narrative criterion, supplemented with other relevant information, as provided in section 122.44(d)(1)(vi). WQBELs must also be consistent with the assumption and requirements of TMDL WLAs approved by U.S. EPA.

The process for determining reasonable potential and calculating WQBELs when necessary is intended to protect the designated beneficial uses of the receiving water as specified in the Basin Plan, and achieve applicable water quality objectives and criteria that are contained in other state plans and policies, or any applicable water quality criteria contained in the CTR and NTR.

2. Applicable Beneficial Uses and Water Quality Criteria and Objectives

As noted in section III of the Fact Sheet, the Regional Water Board adopted a Basin Plan that designates beneficial uses, establishes water quality objectives, and contains implementation programs and policies to achieve those objectives for all waters addressed through the Basin Plan. The beneficial uses applicable to the Rio Hondo Reach 2 are summarized in section III.C.1 of this Fact Sheet. The Basin Plan includes both narrative and numeric water quality objectives applicable to the receiving water.

Priority pollutant water quality criteria in the CTR are applicable to the Rio Hondo. The CTR contains both saltwater and freshwater criteria. Because a distinct separation generally does not exist between freshwater and saltwater aquatic communities, the following apply, in accordance with section 131.38(c)(3); freshwater criteria apply at salinities of 1 part per thousand (ppt) and below at locations where this occurs 95 percent or more of the time. The Regional Water Board has determined that freshwater criteria applies to the Rio Hondo Reach 2, consistent with Order No. R4-2011-0176. The CTR criteria for freshwater or human health for consumption of organisms, or the maximum contaminant levels (MCLs), whichever is more stringent, are used to prescribe the effluent limitations in this Order. For parameters to which a waste load allocation (WLA) has been developed in an applicable TMDL, this Order includes effluent limitations based on the WLA. Effluent limitations are included in this Order to protect the beneficial uses of Rio Hondo Reach 2 and the Central Los Angeles Coastal Plain Groundwater Basin, both of which are waters of the United States.

- a. **Los Angeles River Metals TMDL.** The TMDL is most recently amended on April 9, 2015, through Resolution No. R15-004, and includes concentration-based dry weather WLAs for copper, lead, and zinc in Rio Hondo Reach 1, and concentration-based wet weather WLAs for cadmium, copper, lead, and zinc for all reaches of the Los Angeles River and its tributaries. There were no specific dry weather WLA

T
E
N
T
A
T
I
V
E

assigned to Rio Hondo Reach 2 as all water flowing from upstream of Reach 1 is expected to exit to the spreading grounds prior to reaching Reach 1 during dry weather. However, as the discharge enters the Rio Hondo below the spreading ground upstream of Reach 1, the discharge has the potential to enter Reach 1 even during dry weather and impact its water quality. As such, the application of dry weather WLAs for Reach 1 to the Facility’s discharge is appropriate, since this action resulted in the more stringent set of requirements that can ensure that beneficial uses of both the Rio Hondo Reach 1 and Reach 2 are protected. Therefore, this Order prescribes effluent limitations based on the wet weather WLAs for cadmium, copper, lead, and zinc that are applicable for all reaches of the Los Angeles River, and, consistent with Order No. R4-2011-0176, and the dry weather WLAs for copper, lead, and zinc that are applicable to Rio Hondo Reach 1.

The numeric target portion of the TMDL specifies when the wet weather and dry weather are applicable. Wet weather targets are applicable when the flow in the Los Angeles River at Station F319-R (Wardlow Gauge) is greater than or equal to 500 cubic feet per second (cfs). Dry weather targets are applicable when flow in the Los Angeles River at Station F319-R (Wardlow Gauge) is less than 500 cfs. The TMDL states that permit writers may translate applicable WLAs into effluent limitations for the major, minor, and general NPDES permits by applying the effluent limitation procedures in Section 1.4 of the SIP or other applicable engineering practices authorized under federal regulations. This Order includes dry-weather effluent limitations for copper, lead, and zinc, and wet weather effluent limitations for cadmium, copper, lead, and zinc based on the WLAs contained in the Los Angeles River Metals TMDL and applying the procedures in Section 1.4 of the SIP. The effluent limitations for copper in dry weather and for lead in wet and dry weather were based on available effluent monitoring data and previous amendments of the Los Angeles River Metals TMDL; see section IV.C.4.f of this Attachment.

Table F-7 summarizes the dry and wet weather WLAs for cadmium, copper, lead, and zinc included in the Los Angeles River Metals TMDL that are applicable to the Facility’s discharge through Discharge Point 001 to the Rio Hondo.

Table F-7. Applicable Los Angeles River Metals TMDL Waste Load Allocations

Parameter	Units	Waste Load Allocation	
		Dry-Weather	Wet-Weather
Cadmium, Total Recoverable	µg/L	--	3.1 ^{1,2,5}
Copper, Total Recoverable	µg/L	126 ^{3,4,5}	67 ^{2,5,6}
Lead, Total Recoverable	µg/L	37 ^{1,5,7}	94 ^{1,5,8}
Zinc, Total Recoverable	µg/L	131 ^{1,2,9}	159 ^{1,2,5}

¹ Water effect ratio (WER) of 1.0 is used.
² WLAs for these parameters are based on acute CTR criteria.
³ Water effect ratio (WER) of 9.69 is used.
⁴ WLAs for these parameters are based on the chronic CTR criteria.
⁵ Based on 50th percentile hardness value (141 mg/L as CaCO₃).
⁶ Water effect ratio (WER) of 3.97 is used.
⁷ WLA is based on recalculated chronic lead criteria.
⁸ WLA is based on recalculated acute lead criteria.
⁹ Based on 10th percentile hardness value (111 mg/L as CaCO₃).

T
E
N
T
A
T
I
V
E

- b. **Los Angeles River Nutrients TMDL.** This TMDL establishes concentration-based WLAs for ammonia, nitrate, nitrite, and total nitrate plus nitrite for minor point source dischargers. The implementation portion of the TMDL states that WLAs shall be applied to minor point source dischargers on the effective date of the TMDL on August 7, 2014. This Order implements the applicable WLAs as required in the TMDL. Table F-8 summarizes the WLAs applicable to the discharges under this Order:

Table F-8. Applicable Los Angeles River Nutrients TMDL Waste Load Allocations

Parameter	Units	Waste Load Allocation	
		30-day Average	One-hour Average
Total Ammonia as N	mg/L	2.3	10.1
Nitrate as N	mg/L	8	--
Nitrite as N	mg/L	1	--
Nitrate plus nitrite as N	mg/L	8	--

- c. **Los Angeles River Bacteria TMDL.** The Los Angeles River Bacteria TMDL contains WLAs of zero days of allowable exceedances of the single sample target of 235/100mL *E. coli* for both dry and wet weather (defined as days with 0.1 inch of rain or greater and the three days following the rain event) and no exceedances of the geometric mean numeric target of 126/100 mL *E. coli* for general and individual NPDES permits with discharges to the Los Angeles River and its tributaries. The calculation of the rolling 30-day geometric mean requires a statistically sufficient number of samples (generally, at least five equally spaced samples over a 30-day period). This Order includes effluent limitations in accordance with the Los Angeles River Bacteria TMDL.
- d. **Los Angeles River Trash TMDL.** This TMDL establishes a WLA of zero for trash in the Los Angeles River and its tributaries for municipal storm water permittees, including Caltrans. The implementation of the TMDL is specific to MS4 permittees within the Los Angeles River Watershed; no specific WLAs are specified for non-municipal storm water NPDES permittees. However, consistent with the Trash Amendment, this Order includes a prohibition of the discharge of trash and requires the implementation of a SWPPP as discussed in section IV.B.2 of this Fact Sheet, which are expected to prevent/minimize the discharge of trash to the Los Angeles River Watershed from the Facility.

Table F-9 summarizes the applicable water quality criteria/objective for priority pollutants that were reported in detectable concentrations historically in the discharge effluent at EFF-001, or for which the receiving water is identified to be impaired. These criteria were used to conduct the reasonable potential analysis (RPA) in this Order. The median hardness value of 104 mg/L as CaCO₃ and the minimum pH value of 6.21 standard units were used for the RPA, based on the receiving water monitoring data submitted by the Discharger from January 2012 through March 2017. Wet weather cadmium, copper, lead, and zinc, and dry weather copper, lead, and zinc effluent limits are included in this Order in accordance with the WLAs included in the Los Angeles River Metals TMDL.

T
E
N
T
A
T
I
V
E

Table F-9. Applicable Water Quality Criteria

CTR No.	Constituent	Selected Criteria ¹	CTR/NTR Water Quality Criteria			Maximum Contaminant Levels (MCLs)	Total Maximum Daily Loads (TMDL)
			Freshwater		Human Health for Consumption of:		
			Acute	Chronic	Organisms only		
			µg/L	µg/L	µg/L		
1	Antimony	6	--	--	4,300	6	--
2	Arsenic	10	340	150	--	10	--
3	Beryllium	4	--	--	Narrative	4	--
4	Cadmium (Wet Weather)	3.1	4.7	2.5	Narrative	5	3.1
4	Cadmium (Dry Weather)	2.5	4.7	2.5	Narrative	5	--
5a	Chromium (III)	50	1,793	213	Narrative	50	--
6	Copper, Total Recoverable (Wet Weather)	67	15	9.6	--	1,000 ²	67
6	Copper, Total Recoverable (Dry Weather)	126	15	9.6	--	1,000 ²	126
7	Lead, Total Recoverable (Wet Weather)	94	86	3.3	Narrative	--	94
7	Lead, Total Recoverable (Dry Weather)	37	86	3.3	Narrative	--	37
8	Mercury	0.051	--	--	0.051	2	--
9	Nickel, Total Recoverable	54	485	54	4,600	100	--
10	Selenium, Total Recoverable	5	20	5	Narrative	50	--
11	Silver, Total Recoverable	4.3	4.3	--	--	100 ²	--
13	Zinc, Total Recoverable (Wet Weather)	159	124	124	--	5,000 ²	159
13	Zinc, Total Recoverable (Dry Weather)	131	124	124	--	5,000 ²	131
14	Cyanide	5.2	22	5.2	220,000	150	--
39	Toluene	150	--	--	200,000	150	--
68	Bis(2-ethylhexyl) phthalate	4	--	--	5.9	4	--
112	Alpha-Endosulfan	0.056	0.22	0.056	240	--	--

¹ The CTR criteria for freshwater or human health for consumption of organisms, or the maximum contaminant levels (MCLs), whichever is more stringent, are as the selected parameter. For parameters to which a waste load allocation (WLA) has been assigned in a TMDL, the WLA becomes the selected parameter.

T
E
N
T
A
T
I
V
E

² Secondary MCLs.

3. Determining the Need for WQBELs

In accordance with Section 1.3 of the SIP, the Regional Water Board conducts a reasonable potential analysis (RPA) for each priority pollutant with an applicable criterion or objective to determine if a WQBEL is required in the permit. The Regional Water Board analyzes effluent and receiving water data and identifies the maximum observed effluent concentration (MEC) and maximum background concentration (B) in the receiving water for each constituent. To determine reasonable potential, the MEC and the B are then compared with the applicable water quality objectives (C) outlined in the CTR, NTR, as well as the Basin Plan. For all pollutants that have a reasonable potential to cause or contribute to an excursion above a state water quality standard, numeric WQBELs are required.

Section 1.3 of the SIP provides the procedures for determining reasonable potential to exceed applicable water quality criteria and objectives. The SIP specifies three triggers to complete a RPA:

1. Trigger 1 – if $MEC \geq C$, a limit is needed.
2. Trigger 2 – If the background concentration $B > C$ and the pollutant is detected in the effluent, a limit is needed.
3. Trigger 3 – If other related information such as CWA 303(d) listing for a pollutant, discharge type, compliance history, or other applicable factors indicate that a WQBEL is required.

Sufficient effluent and receiving water data are needed to conduct a complete RPA. If data are not sufficient, the Discharger will be required to gather the appropriate data for the Regional Water Board to conduct the RPA. Upon review of the data, and if the Regional Water Board determines that WQBELs are needed to protect the beneficial uses, the permit will be reopened for appropriate modification. The RPA was performed using available priority pollutant data collected by the Discharger at Monitoring Location EFF-001 from January 2012 through March 2017 (the Discharger upgraded the Facility's storm water treatment system during the 2012 first quarter monitoring period; data subsequent to the upgrade are considered in the RPA). Receiving water data collected by the Discharger during the same period in the Rio Hondo were also considered.

The Regional Water Board developed WQBELs for wet weather cadmium, copper, lead, and zinc, and dry weather copper, lead, and zinc based on the waste load allocations included in the Los Angeles River Metals TMDL. The Regional Water Board also developed WQBELs for ammonia as nitrogen, nitrite as nitrogen, nitrate as nitrogen, and total nitrate plus nitrite as nitrogen based on the waste load allocations specified in the Los Angeles River Nutrients TMDL; and WQBELs for *E. coli* in accordance with the Los Angeles River Bacteria TMDL. The effluent limitations for these pollutants were established regardless of whether or not there is reasonable potential for the pollutants to be present in the discharge at levels that would cause or contribute to a violation of water quality standards. The Regional Water Board developed water quality-based effluent limitations for these pollutants pursuant to 40 C.F.R. section 122.44(d)(1)(vii), which does not require or contemplate a reasonable potential analysis for effluent limitations consistent with the assumption and requirements of a TMDL WLA. Similarly, the SIP at Section 1.3 recognizes that reasonable potential analysis is not appropriate if a TMDL has been developed.

The following table summarizes results from the RPA:

T
E
N
T
A
T
I
V
E

Table F-10. Summary of Reasonable Potential Analysis

CTR No.	Constituent	Applicable Water Quality Criteria (µg/L)	Maximum Effluent Concentration (µg/L)	Maximum Detected Receiving Water Concentration (µg/L)	RPA Result – Need Limitation?	Reason ¹
1	Antimony	6.0	1.7	2.1	No	MEC<C; B<C
2	Arsenic	10	51	14	Yes	MEC>C
3	Beryllium	4.0	ND (<0.15)	0.19	No	MEC<C; B<C
4	Cadmium (Wet Weather)	3.1	3.0	ND(<0.12)	Yes	TMDL
4	Cadmium (Dry Weather)	2.5	3.0	ND(<0.12)	Yes	MEC>C
5a	Chromium (III)	50	4.0	1.4	No	MEC<C; B<C
6	Copper, Total Recoverable (Wet Weather)	67	110	32	Yes	MEC>C; TMDL
6	Copper, Total Recoverable (Dry Weather)	126	110	32	Yes	TMDL
7	Lead, Total Recoverable (Wet Weather)	94	13	19	Yes	TMDL
7	Lead, Total Recoverable (Dry Weather)	37	13	19	Yes	TMDL
8	Mercury	0.051	0.2	ND (<0.03)	Yes	MEC>C
9	Nickel, Total Recoverable	54	27	3.0	No	MEC<C; B<C
10	Selenium, Total Recoverable	5.0	92	ND (<0.75)	Yes	MEC>C
11	Silver, Total Recoverable	4.3	ND (<0.12)	0.16	No	MEC<C; B<C
13	Zinc, Total Recoverable (Wet Weather)	159	173,000	165	Yes	TMDL
13	Zinc, Total Recoverable (Dry Weather)	131	173,000	165	Yes	TMDL
14	Cyanide	5.2	7.0	4.0	Yes	MEC>C
39	Toluene	150	0.33	ND (<0.24)	No	MEC<C; B<C

T
E
N
T
A
T
I
V
E

CTR No.	Constituent	Applicable Water Quality Criteria (µg/L)	Maximum Effluent Concentration (µg/L)	Maximum Detected Receiving Water Concentration (µg/L)	RPA Result – Need Limitation?	Reason ¹
68	Bis(2-Ethylhexyl) Phthalate	4.0	16	ND (<4.6)	Yes	MEC>C
112	alpha-Endosulfan	0.056	ND(<0.006)	0.038	No	MEC<C; B<C

ND= not detected

¹ B= background level; C= criteria; MEC = maximum effluent concentration; TMDL = Los Angeles River Metals Total Maximum Daily Load

4. WQBEL Calculations

- a. If reasonable potential exists to exceed applicable water quality criteria or objectives, then a WQBEL must be established in accordance with one or more of the three procedures contained in section 1.4 of the SIP. These procedures include:
 - 1. If applicable and available, use the WLA established as part of a TMDL.
 - 2. Use of a steady-state model to derive maximum daily effluent limitations (MDELs) and average monthly effluent limitations (AMELs).
 - 3. Where sufficient effluent and receiving water data exist, use of a dynamic model, which has been approved by the Regional Water Board.
- b. WQBELs for *E. coli*, ammonia as nitrogen, nitrite as nitrogen, nitrate as nitrogen, total nitrate plus nitrite as nitrogen, copper, lead, zinc, and wet weather cadmium are based on TMDLs applicable to the Rio Hondo.
- c. The WQBELs for arsenic, dry weather cadmium, mercury, selenium, cyanide, and bis(2-ethylhexyl)phthalate are established based on monitoring results and following the procedures based on the steady-state model in accordance to section 1.4 of the SIP.
- d. Since many of the streams in the Region have minimal upstream flows, mixing zones and dilution credits are usually not appropriate. No dilution credit is included in this Order.
- e. **WQBELs Calculation Example**

Using total recoverable cadmium as an example, the following demonstrates how WQBELs were established for this Order. The calculation for the effluent limitations for total recoverable cadmium in dry weather represents a WQBEL established based on the CTR criteria; the calculation for effluent limitations for total recoverable cadmium in wet weather represents a WQBEL established based on the WLA as included the Los Angeles River Metals TMDL. Attachment J summarizes the calculation of all WQBELs for this Order using the process described below. The process for developing these limits is in accordance with section 1.4 of the SIP.

Concentration-Based Effluent Limitations

Two sets of AMEL and MDEL values are calculated separately, one set for the protection of aquatic life and the other for the protection of human health. The AMEL

T
E
N
T
A
T
I
V
E

and MDEL limitations for aquatic life and human health are compared, and the most restrictive AMEL and the most restrictive MDEL are selected as the WQBEL.

Calculation of AMEL and MDEL

Step 1: For each constituent requiring an effluent limit, identify the applicable water quality criteria or objective. For each criterion, determine the effluent concentration allowance (ECA) using the following steady state equation:

$$ECA = C + D(C-B) \quad \text{when } C > B, \text{ and}$$

$$ECA = C \quad \text{when } C \leq B$$

Where: C = The priority pollutant criterion/objective, adjusted if necessary for hardness, pH, and translators. In this Order, a hardness value of 104 mg/L (as CaCO₃) was used for development of hardness-dependent criteria and a pH of 6.21 was used for pH-dependent criteria for Discharge Point 001, except for copper, lead, zinc, and wet weather cadmium. For these parameters, WLAs were established in the Los Angeles River Metals TMDL (refer to Table F-7) and were used as the criteria for these parameters in this RPA, independent of hardness and pH adjustments.

D = The dilution credit

B = The ambient background concentration

As discussed above, this Order does not allow dilution; therefore:

$$ECA = C$$

For total recoverable cadmium in wet weather, the applicable water quality criteria are (reference Table F-7):

$ECA_{acute} = 3.1 \mu\text{g/L}$ (wet weather WLA developed using the CTR acute criterion)

$ECA_{chronic} = \text{Not Applicable}$

For total recoverable cadmium in dry weather, there is no applicable WLA. Therefore, the CTR aquatic life freshwater criteria are used:

$$ECA_{acute} = 4.7 \mu\text{g/L}$$

$$ECA_{chronic} = 2.5 \mu\text{g/L}$$

Step 2: For each ECA based on aquatic life criterion/objective, determine the long-term average discharge condition (LTA) by multiplying the ECA by a factor (multiplier). The multiplier is a statistically based factor that adjusts the ECA to account for effluent variability. The value of the multiplier varies depending on the coefficient of variation (CV) of the data set and whether it is an acute or chronic criterion/objective. Table 1 of the SIP provides pre-calculated values for the multipliers based on the value of the CV. Equations to develop the multipliers in place of using values in the tables are provided in section 1.4, Step 3 of the SIP and will not be repeated here.

$$LTA_{acute} = ECA_{acute} \times \text{Multiplier}_{acute99}$$

$$LTA_{chronic} = ECA_{chronic} \times \text{Multiplier}_{chronic99}$$

T
E
N
T
A
T
I
V
E

The CV for the data set must be determined before the multipliers can be selected and will vary depending on the number of samples and the standard deviation of a data set. If the data set is less than 10 samples, or at least 80% of the samples in the data set are reported as non-detect, the CV shall be set equal to 0.6. If the data set is greater than 10 samples, and at least 20% of the samples in the data set are reported as detected, the CV shall be equal to the standard deviation of the data set divided by the average of the data set.

For total recoverable cadmium, the following data were used to develop the acute and chronic LTAs using equations provided in Section 1.4, Step 3 of the SIP (Table 1 of the SIP also provides this data up to three decimals):

No. of Samples	No. of Non-Detects (% of Total)	CV	ECA Multiplier _{acute}	ECA Multiplier _{chronic}
26	81%	0.6	0.321	0.527

Total recoverable cadmium (wet weather):

$$LTA_{acute} = 3.1 \mu\text{g/L} \times 0.321 = 1.0 \mu\text{g/L}$$

$$LTA_{chronic} = \text{Not applicable}$$

Total recoverable cadmium (dry weather):

$$LTA_{acute} = 4.7 \mu\text{g/L} \times 0.321 = 1.52 \mu\text{g/L}$$

$$LTA_{chronic} = 2.5 \mu\text{g/L} \times 0.527 = 1.34 \mu\text{g/L}$$

Step 3: Select the most limiting (lowest) of the LTA.

For total recoverable cadmium (wet weather), only the acute LTA is applicable; therefore, no comparison is made.

$$LTA = LTA_{acute} = 1.0 \mu\text{g/L}$$

For total recoverable cadmium (dry weather), the $LTA_{chronic}$ is selected as it is the most limiting.

$$LTA = LTA_{chronic} = 1.34 \mu\text{g/L}$$

Step 4: Calculate the WQBELs by multiplying the LTA by a factor (multiplier). WQBELs are expressed as AMEL and MDEL. The multiplier is a statistically based factor that adjusts the LTA for the averaging periods and exceedance frequencies of the criteria/objectives and the effluent limitations. The value of the multiplier varies depending on the probability basis, the CV of the data set, the number of samples (for AMEL) and whether it is a monthly or daily limit. Table 2 of the SIP provides pre-calculated values for the multipliers based on the value of the CV and the number of samples. Equations to develop the multipliers in place of using values in the tables are provided in section 1.4, Step 5 of the SIP and will not be repeated here.

$$AMEL_{aquatic\ life} = LTA \times AMEL_{multiplier95}$$

$$MDEL_{aquatic\ life} = LTA \times MDEL_{multiplier99}$$

AMEL multipliers are based on a 95th percentile occurrence probability, and the MDEL multipliers are based on the 99th percentile occurrence probability. If the number of samples is less than four (4), the default number of samples to be used is four (4).

T
E
N
T
A
T
I
V
E

For total recoverable cadmium, the following data were used to develop the AMEL and MDEL for effluent limitations using equations provided in section 1.4, Step 5 of the SIP (Table 2 of the SIP also provides this data up to two decimals):

No. of Samples Per Month	CV	Multiplier _{MDEL99}	Multiplier _{AMEL95}
4	0.6	3.11	1.55

Total recoverable cadmium (wet weather):

$$AMEL_{\text{aquatic life}} = 1.0 \times 1.55 = 1.5 \mu\text{g/L}$$

$$MDEL_{\text{aquatic life}} = 1.0 \times 3.11 = 3.1 \mu\text{g/L}$$

Total recoverable cadmium (dry weather):

$$AMEL_{\text{aquatic life}} = 1.34 \times 1.55 = 2.1 \mu\text{g/L}$$

$$MDEL_{\text{aquatic life}} = 1.34 \times 3.11 = 4.2 \mu\text{g/L}$$

Calculation of human health AMEL and MDEL:

Step 5: For the ECA based on human health, set the AMEL equal to the ECA_{Human Health}:

$$AMEL_{\text{Human Health}} = ECA_{\text{Human Health}} \text{ or } ECA_{\text{MCL}}$$

For total recoverable cadmium (wet weather), wet weather WLA is assigned in the Los Angeles River TMDL; therefore, this procedure is not applicable.

For total recover cadmium (dry weather), there is no numeric human health criteria. Therefore, this procedure is not applicable. The MCL for cadmium of 5 µg/L was also considered; MCLs are applied directly as maximum daily effluent limitations as the discharge consist of storm water only, is intermittent and of short duration.

Step 6: Calculate the MDEL for human health by multiplying the AMEL in Step 5 by the ratio of Multiplier_{MDEL} to the Multiplier_{AMEL}. Table 2 of the SIP provides pre-calculated ratios to be used in this calculation based on the CV and the number of samples.

$$MDEL_{\text{Human Health}} = AMEL_{\text{Human Health}} \times (\text{Multiplier}_{\text{MDEL}} / \text{Multiplier}_{\text{AMEL}})$$

This procedure is not applicable for cadmium.

Step 7: Select the lower set of the AMEL and MDEL based on aquatic life criteria, human health criteria, or MCL as the WQBEL for the Order.

Final WQBELs for Cadmium:

Parameter	MDEL (µg/L)
Total Recoverable Cadmium (Wet Weather)	3.1
Total Recoverable Cadmium (Dry Weather)	4.2

WQBELs for cadmium (dry weather), selenium, and cyanide are established based on the CTR aquatic life criteria. WQBELs for mercury is established based on the CTR human health criterion. WQBELs for arsenic and bis(2-ethylhexyl)phthalate are established based on the MCLs, which are applied directly as MDELs as the

T
E
N
T
A
T
I
V
E

discharge is storm water only. For total recoverable copper, lead, zinc in both wet and dry weather, and cadmium in wet weather, WQBELs are established based on the WLAs included in the Los Angeles River Metals TMDL; refer to the following section for detail on the development of WQBELs for copper and lead. Since the Facility discharges storm water runoff only and the discharge is infrequent, only MDELs are prescribed in this Order (except for nitrite as nitrogen, nitrate as nitrogen, and total nitrate plus nitrite as nitrogen as explained below).

In accordance with the Los Angeles River Nutrients TMDL, this Order applies the 1-hour average WLA for ammonia directly as the MDEL for ammonia, and applies the 30-day average WLAs for ammonia, nitrite as nitrogen, nitrate as nitrogen, and total nitrate plus nitrite as nitrogen directly as average monthly (30-day average) effluent limitations for these parameters. The limitations for ammonia, nitrite as nitrogen, nitrate as nitrogen, and total nitrate plus nitrite as nitrogen included in this Order are consistent with the limits included in Order No. R4-2011-0176 for these parameters, and with the intent of the Los Angeles River Nutrient TMDL.

Final WQBELs are summarized in Table F-11 of this Fact Sheet.

f. **WQBELs for Copper and Lead Pursuant to the Los Angeles River Metals TMDL**

The Los Angeles River Metals TMDL was most recently amended through Resolution No. R15-004. WLAs for copper, which were established based on acute and chronic CTR criteria in the previous version of the TMDL, were revised through adjustment of the water effect ratio (WERs) based on site specific conditions; the revision constituted site specific expression of the promulgated CTR criteria using site specific WERs. However, lead WLAs were amended in Resolution No. R15-004 through a site-specific recalculation of the lead water quality objectives in the Los Angeles River and its tributaries. On December 12, 2016, the U.S. EPA approved Resolution No. R15-004 to amend the WLAs for copper and lead with the understanding "... that the Regional Board is applying both the anti-backsliding and anti-degradation provisions. The anti-backsliding provision ensures that effluent concentrations do not increase above levels that can be maintained by wastewater facilities at the time of permit reissuance... Therefore, the amendments will have no effect on the discharge effluent limits for facilities that are currently discharging copper or lead at concentrations that are below the existing CTR values." Resolution No. R15-004 became effective upon U.S. EPA approval.

WQBELs for Lead

In accordance with 40 C.F.R. section 131.21(c), if a State adopts a water quality standard that goes into effect after May 30, 2000, and the U.S. EPA approves that water quality standard, then it becomes the applicable water quality standard for purposes of the Act, unless or until "EPA has promulgated a more stringent water quality standard for the State... that is in effect", in which case "the EPA promulgated water quality standard is the applicable water quality standard for purpose of the Act until EPA withdraws the Federal water quality standard." The recalculated lead water quality objectives in Resolution No. R15-004 are less stringent than the federal CTR water quality standard for lead as codified in 40 C.F.R. section 131.38. Therefore, this Order includes effluent limitations for lead based on WLAs included in the previous amendments of the Los Angeles River Metals TMDL, Resolutions Nos. R4-2007-014 and R10-003, and consistent with the CTR; the revised lead WLAs contained in Resolution No. R15-004 cannot be implemented until the U.S. EPA withdraws or modifies the existing CTR water quality standard for lead.

T
E
N
T
A
T
I
V
E

WQBELs for Copper

Resolution No. R15-004 states that: “Regardless of the WER, for discharges regulated under this TMDL with concentrations below WER-adjusted allocations, effluent limitations shall ensure effluent concentrations do not exceed the level of water quality that can be reliably maintained by the facility’s applicable treatment technologies existing at the time of permit issuance, reissuance, or modification unless anti-backsliding requirements in Clean Water Act section 402(o) and anti-degradation requirements are met.” Resolution No. R15-004 included a dry weather WER-adjusted WLA for copper of 126 µg/L; using the CTR-SIP procedure, effluent limitations are derived for copper during dry weather, with a maximum daily effluent limitation (MDEL) of 231 µg/L. Order No. R4-2011-0176 included a dry weather MDEL of 13 µg/L for copper. Based on the Facility’s effluent monitoring data from January 2012 through March 2017, a total of 26 effluent data for copper were available with results ranging from 9 to 110 µg/L, with the 99th percentile concentration at 100 µg/L. The 99th percentile concentration, which is used as an indication of the Facility’s existing treatment performance, is lower than the dry weather MDEL (231 µg/L) derived using the WER-adjusted WLA for copper in Resolution No. R15-004. As such, consistent with the intent of the TMDL, this Order establishes dry weather maximum daily effluent limitations for copper based on the treatment performance of the Facility (99th percentile effluent concentration) instead of the amended WLA contained in Resolution No. R15-004, to ensure that effluent limitations included in this Order do not exceed the level of water quality currently attainable by the Facility. Thus, the MDEL for copper during dry weather is set equal to the 99th percentile effluent concentration of 100 µg/L.

The effluent limitations for all other parameters included in the Los Angeles River Metals TMDL are based on the amended WLAs contained in Resolution No. R15-004 as listed in Table F-7. These effluent limitations are protective of beneficial uses and are consistent with the intent of the TMDL.

5. WQBELs Based on Basin Plan Objectives

- a. **pH.** This Order includes effluent limitations for pH in the range of 6.5 – 8.5 (instantaneous minimum and maximum) at Discharge Point 001 and receiving water limitations for pH, to ensure compliance with Basin Plan objectives for pH.
- b. **Temperature.** This Order includes an instantaneous effluent temperature limitation of 86°F consistent with the Thermal Plan and the white paper entitled *Temperature and Dissolved Oxygen Impacts on Biota in Tidal Estuaries and Enclosed Bays in the Los Angeles Region*. This effluent limitation was determined to be appropriate for the protection of the Basin Plan objective for temperature in the Rio Hondo.
- c. **TDS, Sulfate, and Chloride.** Water quality objectives for total dissolved solids (TDS), sulfate, chloride, and nitrogen (nitrate-nitrogen plus nitrite-nitrogen) for Rio Hondo are established in the Basin Plan in Table 3-10. Order No. R4-2011-0176 did not include monitoring requirements or effluent limitations for total dissolved solids (TDS), sulfate, and chloride. This Order includes effluent monitoring requirements for total dissolved solids (TDS), sulfate, and chloride to gather additional data for future effluent limitations considerations. Nitrogen parameters are addressed through WQBELs developed in accordance with the Los Angeles River Nutrients TMDL.

T
E
N
T
A
T
I
V
E

6. Whole Effluent Toxicity (WET)

Whole effluent toxicity (WET) protects the receiving water quality from the aggregate toxic effect of a mixture of pollutants in the effluent. WET tests measure the degree of response of exposed aquatic test organisms to an effluent. The WET approach allows for protection of the narrative “no toxics in toxic amounts” criterion while implementing numeric criteria for toxicity. There are two types of WET tests: acute and chronic. An acute toxicity test is conducted over a short time period and measures mortality. A chronic toxicity test is conducted over a longer period of time and may measure mortality, reproduction, and growth.

The Basin Plan specifies a narrative objective for toxicity, requiring that all waters be maintained free of toxic substances in concentrations that are lethal to or produce other detrimental responses by aquatic organisms. Detrimental responses include, but are not limited to: decreased growth rate, decreased reproductive success of resident or indicator species, and/or significant alterations in population, community ecology, or receiving water biota. Order No. R4-2011-0176 contains acute toxicity limitations and monitoring requirements in accordance with the Basin Plan, in which the acute toxicity limitation dictates that the average survival in undiluted effluent for any three consecutive 96-hour static or continuous flow bioassay tests shall be at least 90%, with no single test having less than 70% survival. Three effluent acute toxicity data from January 2012 through March 2017 are available with 90%, 90%, and 70% survival, which exceeded the acute toxicity limitation for the average survival of three consecutive tests, indicating that toxicity may be present in the discharge.

Chronic toxicity is a more stringent requirement than acute toxicity. A chemical at a low concentration can have chronic effects but no acute effects. Because discharge from the Facility may include a number of pollutants, which individually may not be present in toxic concentrations while exhibiting aggregated toxic effects as a whole, this Order prescribes a chronic toxicity effluent limitation and requires chronic toxicity monitoring of the effluent at Discharge Point 001. The whole effluent toxicity testing is evaluated using U.S. EPA’s 2010 Test of Significant Toxicity (TST) statistical approach. In 2010, U.S. EPA endorsed the peer-reviewed TST statistical approach in the National Pollutant Discharge Elimination System Test of Significant Toxicity Implementation Document (EPA 833-R-10-003, 2010) as an improved statistical tool to evaluate data from U.S. EPA’s toxicity test methods. The TST statistical approach is the superior statistical approach for addressing statistical uncertainty when used in combination with U.S. EPA’s toxicity test methods and is implemented in federal permits issued by U.S. EPA Region 9.

The TST’s null hypothesis for chronic toxicity is:

H_0 : Mean response (In-stream Waste Concentration (IWC) in % effluent) \leq (0.75 x mean response (Control)).

Results obtained from a chronic toxicity test are analyzed using the TST statistical approach and an acceptable level of chronic toxicity is demonstrated by rejecting the null hypothesis and reporting “Pass” or “P”. Chronic toxicity results are expressed as “Pass” or “Fail” and “% Effect”. The chronic toxicity IWCs for Discharge Point 001 is 100 percent effluent. The MDEL for chronic toxicity is exceeded and a violation will be flagged when a chronic toxicity test, analyzed at the IWC using the TST statistical approach, results in “Fail” and the Percent Effect is \geq 50%.

Order No. R4-2011-0176 contained final effluent limitations and monitoring requirements for acute toxicity. This Order instead includes monitoring requirements and effluent limitations for chronic toxicity, consistent with the Basin Plan. Since chronic toxicity is a

T
E
N
T
A
T
I
V
E

more stringent requirement than acute toxicity, and it evaluates the mortality endpoint as does the acute toxicity testing, removal of the numeric acute toxicity effluent limitation does not constitute backsliding.

7. Final WQBELs

Table F-11. Summary of Final WQBELs at Discharge Point 001

Parameter	Units	Effluent Limitations			
		Average Monthly	Maximum Daily	Instantaneous Minimum	Instantaneous Maximum
pH	standard units	--	--	6.5	8.5
Ammonia, Total (as N) ¹	mg/L	2.3	10.1	--	--
	lbs/day ²	4.9	22	--	--
Chronic Toxicity ³	Pass or Fail, % Effect	--	Pass or % Effect < 50	--	--
<i>Escherichia coli</i> (<i>E. coli</i>)	MPN or CFU/100 mL	4		--	--
Nitrate Nitrogen, Total as Nitrogen ¹	mg/L	8.0	--	--	--
	lbs/day ²	17	--	--	--
Nitrite Nitrogen, Total as Nitrogen ¹	mg/L	1.0	--	--	--
	lbs/day ²	2.2	--	--	--
Nitrite Plus Nitrate, Total as Nitrogen ¹	mg/L	8.0	--	--	--
	lbs/day ²	17	--	--	--
Temperature	°F	--	--	--	86
Arsenic, Total Recoverable	µg/L	--	10	--	--
	lbs/day ²	--	0.022	--	--
Cadmium, Total Recoverable (Dry Weather) ⁵	µg/L	--	4.2	--	--
	lbs/day ²	--	0.0090	--	--
Cadmium, Total Recoverable (Wet Weather) ^{6,7}	µg/L	--	3.1	--	--
	lbs/day ²	--	0.0067	--	--
Copper, Total Recoverable (Dry Weather) ^{5,6,8}	µg/L	--	100	--	--
	lbs/day ²	--	0.22	--	--
Copper, Total Recoverable (Wet Weather) ^{6,7}	µg/L	--	67	--	--
	lbs/day ²	--	0.14	--	--
Lead, Total Recoverable, Dry Weather ^{5,6,9}	µg/L	--	9.0	--	--
	lbs/day ²	--	0.019	--	--
Lead, Total Recoverable, Wet Weather ^{6,7,9}	µg/L	--	62	--	--
	lbs/day ²	--	0.13	--	--
Mercury, Total Recoverable	µg/L	--	0.10	--	--
	lbs/day ²	--	0.00022	--	--
Selenium, Total Recoverable	µg/L	--	8.2	--	--
	lbs/day ²	--	0.018	--	--

T
E
N
T
A
T
I
V
E

Parameter	Units	Effluent Limitations			
		Average Monthly	Maximum Daily	Instantaneous Minimum	Instantaneous Maximum
Zinc, Total Recoverable, Dry Weather ^{5,6}	µg/L	--	131	--	--
	lbs/day ²	--	0.28	--	--
Zinc, Total Recoverable, Wet Weather ^{6,7}	µg/L	--	159	--	--
	lbs/day ²	--	0.34	--	--
Cyanide, Total (as CN)	µg/L	--	8.5	--	--
	lbs/day ²	--	0.018	--	--
Bis(2-ethylhexyl) Phthalate	µg/L	--	4.0	--	--
	lbs/day ²	--	0.0086	--	--

1. The MDEL for ammonia and AMEL for ammonia, nitrite, nitrate, and total nitrate and nitrite as nitrogen are based on their respective WLAs as included in the Los Angeles River Nutrients TMDL. The 1-hour average WLA for ammonia is translated into MDEL in accordance with the Los Angeles River Nutrient TMDL. The 30-day average WLAs for ammonia, nitrite, nitrate, and total nitrate plus nitrite in the TMDL are translated into AMELs to ensure the protection of aquatic life.
2. Mass-based effluent limitations are based on a storm water discharge of 0.258 MGD and are calculated as follows:

$$\text{Flow (MGD)} \times \text{Concentration (mg/L)} \times 8.34 \text{ (conversion factor)} = \text{lbs/day.}$$
3. The maximum daily effluent limitation (MDEL) shall be reported as "Pass" or "Fail" and "% Effect". The MDEL is exceeded when a toxicity test results in a "Fail," and the percent effect is greater than or equal to 50%. Report "Pass" or "Fail" and "% Effect" for Maximum Daily Effluent Limitation (MDEL).
4. The Los Angeles River Bacteria TMDL contains WLAs of zero days of allowable exceedances of the single sample target of 235/100mL *E. coli* for both dry and wet weather (defined as days with 0.1 inch of rain or greater and the three days following the rain event) and no exceedances of the geometric mean TMDL numeric target of 126/100 mL *E. coli* for individual NPDES permits. The calculation of the rolling 30-day geometric mean requires a statistically sufficient number of samples (generally, at least five equally spaced samples over a 30-day period).
5. Dry weather effluent limitations are applicable when flow in the Los Angeles River at the Wardlow stream gauge station (F319-R) is less than 500 cfs.
6. The effluent limitations are based on the Los Angeles River Metals TMDL WLAs using the CTR-SIP procedures.
7. The wet weather effluent limitations apply when the maximum daily flow in the Los Angeles River at Wardlow gauge station (F319-R) is greater than or equal to 500 cubic feet per second (cfs).
8. Dry weather effluent limitation for copper is developed based on treatment performance of the Facility, using the 99th percentile of effluent data collected from January 2012 through March 2017.
9. Effluent limitations for lead are retained from Order No. R4-2011-0176. The WLAs for lead included in Resolution No. R15-004 (most recent amendment of the Los Angeles River Metals TMDL) are based on site-specific recalculations of the lead water quality objectives, which are less stringent than the Federal promulgated CTR criteria. Consistent with 40 C.F.R. section 131.21(c), this Order retained the effluent limitations from Order No. R4-2011-0176 that were derived from the lead WLAs from previous amendments of the Los Angeles River Metals TMDL, which were developed based on the more stringent Federal promulgated CTR criteria.

D. Final Effluent Limitation Considerations

Technology-based effluent limitations for BOD, TSS, oil and grease, settleable solids, TPH, and turbidity are included in this Order, based on a review of Facility operations and BPJ. WQBELs for arsenic, dry weather cadmium, mercury, selenium, cyanide, and bis(2-ethylhexyl)phthalate are developed based on the presence of reasonable potential; these effluent limitations are

T
E
N
T
A
T
I
V
E

derived based on CTR criteria and/or MCLs and SIP procedures. Effluent limitations for copper, lead, zinc, and wet weather cadmium are developed in accordance with the Los Angeles River Metals TMDL. Effluent limitations for ammonia-nitrogen, nitrate-nitrogen, nitrite-nitrogen, and nitrate-nitrogen plus nitrite-nitrogen are included consistent with Order No. R4-2011-0176 and in accordance with the Los Angeles River Nutrients TMDL. In addition, this Order establishes new effluent limitations for *E. coli* which are based on the Los Angeles River Bacteria TMDL. A chronic toxicity effluent limitation (evaluated using the TST statistical approach), which is a more stringent requirement than the acute toxicity limitation, is included in this Order in lieu of an acute toxicity effluent limitation. Effluent limitations for temperature and pH are included in this Order in accordance with the Basin Plan.

Refer to Attachment J for a summary of the RPA and associated effluent limitation calculations.

1. Anti-Backsliding Requirements

Sections 402(o) and 303(d)(4) of the CWA and federal regulations at 40 C.F.R. section 122.44(l) prohibit backsliding in NPDES permits. These anti-backsliding provisions require effluent limitations in a reissued permit to be as stringent as those in the previous permit, with some exceptions where limitations may be relaxed. All effluent limitations established in this Order are at least as stringent as the requirements and limitations of Order No. R4-2011-0176 except for the removal of the acute toxicity and phenols effluent limitations, and modifications of the wet and dry weather copper and dry weather lead effluent limitations.

The removal of the acute toxicity effluent limitation does not constitute backsliding. As explained in section IV.C.6 of this Attachment, Order No. R4-2011-0176 contained acute toxicity limitations based on Basin Plan objectives. This Order includes instead a chronic toxicity effluent limitation evaluated using the TST statistical approach, and requires chronic toxicity monitoring for the effluent at Discharge Point 001. A chemical at a low concentration can have chronic effects but no acute effects; chronic toxicity is protective of both the numeric and the narrative acute toxicity Basin Plan water quality objectives. As chronic toxicity is a more stringent requirement than acute toxicity, the inclusion of a chronic toxicity limit replacing the acute toxicity effluent limitations for discharges through Discharge Point 001 is consistent with the anti-backsliding requirements of the CWA and federal regulations.

CWA section 402(o)(2) allows backsliding where material and substantial alterations or additions to the permitted facility occurred after permit issuance, or new information (other than revised regulations, guidance, or test methods) becomes available that was not available at the time of permit issuance and that would have justified a less stringent effluent limitation. As such, the removal of the technology-based effluent limitations for phenols are consistent with CWA section 402(o)(2). The effluent limitations for phenols were included in historical Orders for the Discharger and are no longer applicable. Order No. R4-2011-0176 retained the limitations from prior permits based on the presence of phenols in historical discharges from the Facility during prior permit terms. The Discharger has since upgraded their treatment system in 2012, which includes a four-stage clarifier at the tank farm and a series of filters for the effluent prior to discharge to Rio Hondo. Also, recent effluent monitoring results collected during the term of Order No. R4-2011-0176, submitted by the Discharger from December 2011 through March 2017, showed twenty non-detected values out of twenty-seven effluent monitoring events; detected values for phenols were all lower than its respective effluent limitations included in Order No. R4-2011-0176 (the maximum effluent concentration was 0.336 mg/L; the effluent limit for phenols was 1.0 mg/L). The removal of the technology-based effluent limitations for phenols complies with the exception to the anti-backsliding requirements because of Facility modifications during the term of Order No. R4-2011-0176 and the availability of

T
E
N
T
A
T
I
V
E

new information (monitoring data) that was not available at the time when Order No. R4-2011-0176 was adopted which demonstrates that there is no reasonable potential for the applicable water quality criteria to be exceeded. Therefore, removing the effluent limitations for phenols is appropriate and complies with the exception to the anti-backsliding requirements. The Discharger is required to monitor phenols in future discharges as per the MRP.

Effluent limitations for wet and dry weather copper are modified in this Order and are consistent with modifications of requirements included in the Los Angeles River Metals TMDL through Resolution No. R15-004, which became effective on December 12, 2016. These requirements were developed subsequent to the adoption of Order No. R4-2011-0176. The information on which these effluent limitations were based is new information that was not available at the time of the prior permit issuance and would have justified the application of a less stringent effluent limitation, and the cumulative effect of the WLAs will result in a decrease in the amount of pollutants discharged into the receiving waters. As such, the relaxation is consistent with CWA section 303(d)(4)(A) which allows for the establishment of a less stringent effluent limitation based on a TMDL WLA when the receiving water has been identified as not meeting applicable water quality standards (i.e., a nonattainment water) and the TMDL WLA is part of an overall strategy for achieving attainment.

The inclusion of less stringent effluent limitations for dry weather lead in this Order is consistent with the Los Angeles River Metals TMDL and is authorized under CWA section 402(o)(2)(B)(ii), which allows for the establishment of a less stringent effluent limitation when the Regional Water Board determines that technical mistakes or mistaken interpretations of law were made in adopting the effluent limitations for dry weather lead included in Order No. R4-2011-0176. The Los Angeles River Metals TMDL established the dry weather WLA for lead based on the chronic CTR criterion; however, Order No. R4-2011-0176 applied the dry weather WLA for lead as both acute and chronic criteria using the CTR-SIP procedures when calculating an effluent limit for dry weather lead. This Order applied the WLA as a chronic criteria only, consistent with the Los Angeles River Metals TMDL, which resulted in a less stringent effluent limitation for lead in dry weather.

2. Antidegradation Policies

40 C.F.R. section 131.12 requires that the state water quality standards include an anti-degradation policy consistent with the federal policy. The State Water Board established California's antidegradation policy in State Water Board Resolution No. 68-16. Resolution No. 68-16 incorporates the federal antidegradation policy where the federal policy applies under federal law. Resolution No. 68-16 requires that existing water quality be maintained unless degradation is justified based on specific findings. The Regional Water Board's Basin Plan implements, and incorporates by reference, both the State and federal antidegradation policies. Compliance with these requirements will result in the use of best practicable treatment or control of the discharge.

The relaxation of effluent limitations for copper (dry and wet weather) and lead (dry weather) in this Order will not result in the degradation of high quality waters because these limitations are developed based on the Los Angeles River Metals TMDL WLAs and the cumulative effect of the WLAs are expected to result in a decrease in the amount of pollutants discharged into the receiving waters. Consistent with the TMDL, this Order also considered effluent monitoring data during the term of Order No. R4-2011-0176 in relaxing these limitations to ensure that effluent concentrations do not exceed the level of water

T
E
N
T
A
T
I
V
E

quality that can be reliably maintained by the Facility's treatment existing at the time of reissuance of this permit.

Removal of the effluent limitations for phenols will not result in the degradation of the receiving water, because effluent sampling conducted during the term of Order No. R4-2011-0176 resulted in non-detected values for phenols or detected values that do not exceed the effluent limitations for phenols contained in Order No. R4-2011-0176.

The permitted discharge is not a new discharge. This Order does not provide for an increase in the permitted design flow at Discharge Point 001, nor does it allow for a reduction in the level of treatment. The final limitations in this Order, which include concentration based and mass based limitations, hold the Discharger to performance levels that will not adversely impact the beneficial uses or degrade the water quality of the Rio Hondo, and they are developed consistent with federal effluent limitation guidelines and state regulations. The effluent limitations, receiving water limitations, and effluent and receiving water monitoring requirements ensure that excursions above water quality objectives of the Rio Hondo will be apparent and can be addressed immediately. Further, compliance with these requirements will result in the use of best practicable treatment or control of the discharge. Therefore, the permitted discharge is consistent with the state's antidegradation policy.

3. Mass-based Effluent Limitations

Generally, mass-based effluent limitations ensure that proper treatment, and not dilution, is employed to comply with the final effluent concentration limitations. 40 C.F.R. 122.45(f)(1) requires that all permit limitations, standards or prohibitions be expressed in terms of mass units except under the following conditions: (1) for pH, temperature, radiation or other pollutants that cannot appropriately be expressed by mass limitations; (2) when applicable standards or limitations are expressed in terms of other units of measure; or (3) if in establishing technology-based permit limitation on a case-by-case basis, limitation based on mass are infeasible because the mass or pollutant cannot be related to a measure of production.

Mass-based effluent limitations are established using the following formula:

$$\text{Mass (lbs/day)} = \text{flow rate (MGD)} \times 8.34 \times \text{effluent limitation (mg/L)}$$

where: Mass = mass limitation for a pollutant (lbs/day)

Effluent limitation = concentration limit for a pollutant (mg/L)

Flow rate = discharge flow rate (MGD)

Mass-based effluent limitations applicable to Discharge Point 001 are calculated based on a permitted discharge flow of 0.258 MGD, respectively.

4. Stringency of Requirements for Individual Pollutants

This Order contains both technology-based and water quality-based effluent limitations for individual pollutants. The technology-based effluent limitations consist of restrictions for BOD, TSS, oil and grease, settleable solids, TPH, and turbidity. Restrictions on these pollutants are discussed in section IV.B of the Fact Sheet. This Order's technology-based pollutant restrictions implement the minimum, applicable federal technology-based requirements.

Water quality-based effluent limitations have been derived to implement water quality objectives that protect beneficial uses. Both the beneficial uses and the water quality objectives have been approved pursuant to federal law and are the applicable federal

T
E
N
T
A
T
I
V
E

water quality standards. To the extent that toxic pollutant WQBELs were derived from the CTR, the CTR is the applicable standard pursuant to 40 C.F.R. section 131.38. The procedures for calculating the individual WQBELs for priority pollutants are based on the CTR implemented by the SIP, which was approved by U.S. EPA on May 18, 2000. Most beneficial uses and water quality objectives contained in the Basin Plan were approved under state law and submitted to and approved by U.S. EPA prior to May 30, 2000. Any water quality objectives and beneficial uses submitted to U.S. EPA prior to May 30, 2000, but not approved by U.S. EPA before that date, are nonetheless “applicable water quality standards for purposes of the CWA” pursuant to 40 C.F.R. section 131.21(c)(1). The remaining water quality objectives and beneficial uses implemented by this Order were approved by U.S. EPA and are applicable water quality standards pursuant to section 131.21(c)(2). Collectively, this Order’s restrictions on individual pollutants are no more stringent than required to implement the requirements of the CWA.

Based on effluent monitoring data submitted by the Discharger during the term of Order No. R4-2011-0176, the Discharger may not be able to consistently comply with the effluent limitations contained in this Order for copper, lead, zinc, TPH, and *E. coli*. The Discharger submitted a request for a time schedule order with a schedule of milestones to achieve compliance with the final effluent limitations for zinc and TPH on July 1, 2016, and on August 4, 2017. Additionally, staff discussed with the Discharger the potential of exceedances with effluent limitations for copper, lead, and *E. coli* based on existing data during the permit renewal for Order No. R4-2011-0176. However, the Discharger decided not to request for a time schedule order for these parameters at the time of adoption of this Order.

5. Summary of Final Effluent Limitations

Table F-12. Summary of Final Effluent Limitations at Discharge Point 001

Parameter	Units	Effluent Limitations				Basis ¹
		Average Monthly	Maximum Daily	Instantaneous Minimum	Instantaneous Maximum	
Conventional Pollutants						
Biochemical Oxygen Demand (BOD ₅) (5-day @ 20 deg. C)	mg/L	--	30	--	--	E, BPJ
	lbs/day ²	--	65	--	--	
Oil and Grease	mg/L	--	15	--	--	E, BPJ
	lbs/day ²	--	32	--	--	
pH	standard units	--	--	6.5	8.5	E, BP
Total Suspended Solids (TSS)	mg/L	--	75	--	--	E, BPJ
	lbs/day ²	--	160	--	--	
Non-Conventional Pollutants						
Ammonia, Total (as N) ³	mg/L	2.3	10.1	--	--	E, TMDL
	lbs/day ²	4.9	22	--	--	
Chronic Toxicity ⁴	Pass or Fail and % Effect (for TST Statistical Approach)	--	Pass or % Effect < 50	--	--	BP
<i>Escherichia coli</i> (<i>E. coli</i>)	MPN or CFU/100 mL	5		--	--	TMDL

T
E
N
T
A
T
I
V
E

Parameter	Units	Effluent Limitations				Basis ¹
		Average Monthly	Maximum Daily	Instantaneous Minimum	Instantaneous Maximum	
Nitrate Nitrogen, Total (as N) ³	mg/L	8.0	--	--	--	E, TMDL
	lbs/day ²	17	--	--	--	
Nitrite Nitrogen, Total (as N) ³	mg/L	1.0	--	--	--	E, TMDL
	lbs/day ²	2.2	--	--	--	
Nitrite Plus Nitrate, Total (as N) ³	mg/L	8.0	--	--	--	E, TMDL
	lbs/day ²	17	--	--	--	
Settleable Solids	ml/L	--	0.3	--	--	E, BPJ
Temperature	°F	--	--	--	86	E, BP, WP, TP
Turbidity	NTU	--	75	--	--	E, BPJ
Total Petroleum Hydrocarbons (TPH) ⁶	µg/L	--	100	--	--	E, BPJ
	lbs/day ²	--	0.22	--	--	
Priority Pollutants						
Arsenic, Total Recoverable	µg/L	--	10	--	--	BP, MCL, SIP
	lbs/day ²	--	0.022	--	--	
Cadmium, Total Recoverable (Dry Weather) ⁷	µg/L	--	4.2	--	--	E, CTR, SIP
	lbs/day ²	--	0.0090	--	--	
Cadmium, Total Recoverable (Wet Weather) ^{8,9}	µg/L	--	3.1	--	--	E, TMDL
	lbs/day ²	--	0.0067	--	--	
Copper, Total Recoverable (Dry Weather) ^{7,8,10}	µg/L	--	100	--	--	E, TMDL
	lbs/day ²	--	0.22	--	--	
Copper, Total Recoverable (Wet Weather) ^{8,9}	µg/L	--	67	--	--	E, TMDL
	lbs/day ²	--	0.14	--	--	
Lead, Total Recoverable, Dry Weather ^{7,8,11}	µg/L	--	9.0	--	--	E, TMDL
	lbs/day ²	--	0.019	--	--	
Lead, Total Recoverable, Wet Weather ^{8,9,11}	µg/L	--	62	--	--	E, TMDL
	lbs/day ²	--	0.13	--	--	
Mercury, Total Recoverable	µg/L	--	0.10	--	--	CTR, SIP
	lbs/day ²	--	0.00022	--	--	
Selenium, Total Recoverable	µg/L	--	8.2	--	--	CTR, SIP
	lbs/day ²	--	0.018	--	--	
Zinc, Total Recoverable, Dry Weather ^{7,8}	µg/L	--	131	--	--	E, TMDL
	lbs/day ²	--	0.28	--	--	
Zinc, Total Recoverable, Wet Weather ^{8,9}	µg/L	--	159	--	--	E, TMDL
	lbs/day ²	--	0.34	--	--	
Cyanide, Total (as CN)	µg/L	--	8.5	--	--	CTR, SIP
	lbs/day ²	--	0.018	--	--	

T
E
N
T
A
T
I
V
E

Parameter	Units	Effluent Limitations				Basis ¹
		Average Monthly	Maximum Daily	Instantaneous Minimum	Instantaneous Maximum	
Bis(2-ethylhexyl) Phthalate	µg/L	--	4.0	--	--	BP, MCL, SIP
	lbs/day ²	--	0.0086	--	--	

- ¹ E= Order No. R4-2011-0176; BPJ = Best Professional Judgment; BP = Basin Plan; CTR = California Toxics Rule; SIP = State Implementation Policy; TMDL = Total Maximum Daily Loads; MCL = Maximum Contaminant Levels; WP = White Paper; and TP= Thermal Plan.
- ² Mass loading limitations are based on the maximum flow at Discharge Point 001 (0.258 million gallons per day (MGD)) and are calculated as follows:
 Flow (MGD) x Concentration (mg/L) x 8.34 (conversion factor) = lbs/day.
- ³ The MDEL for ammonia and AMEL for ammonia, nitrite, nitrate, and total nitrate and nitrite as nitrogen are based on their respective WLAs as included in the Los Angeles River Nutrients TMDL. The 1-hour average WLA for ammonia is translated into MDEL in accordance to the Los Angeles River Nutrient TMDL. The 30-day average WLAs for ammonia, nitrite, nitrate, and total nitrate plus nitrite in the TMDL are translated into AMELs to ensure the protection of aquatic life.
- ⁴ The maximum daily effluent limitation (MDEL) shall be reported as "Pass" or "Fail" and "% Effect". The MDEL is exceeded when a toxicity test results in a "Fail," and the percent effect is greater than or equal to 0.50. Report "Pass" or "Fail" and "% Effect" for Maximum Daily Effluent Limitation (MDEL).
- ⁵ The Los Angeles River Bacteria TMDL contains WLAs of zero days of allowable exceedances of the single sample target of 235/100mL *E. coli* for both dry and wet weather (defined as days with 0.1 inch of rain or greater and the three days following the rain event) and no exceedances of the geometric mean TMDL numeric target of 126/100 mL *E. coli* for general and individual NPDES permits. The calculation of the rolling 30-day geometric mean requires a statistically sufficient number of samples (generally, at least five equally spaced samples over a 30-day period).
- ⁶ TPH equals the sum of TPH gasoline (C₄-C₁₂), TPH diesel (C₁₃-C₂₂), and TPH waste oil (C₂₃₊).
- ⁷ Dry weather effluent limitations are applicable when flow in the Los Angeles River at the Wardlow stream gauge station (F319-R) is less than 500 cfs.
- ⁸ The effluent limitations are based on the Los Angeles River Metals TMDL WLAs using the CTR-SIP procedures.
- ⁹ The wet weather effluent limitations apply when the maximum daily flow in the Los Angeles River at Wardlow gauge station (F319-R) is greater than or equal to 500 cubic feet per second (cfs).
- ¹⁰ Dry weather effluent limitation for copper is developed based on treatment performance of the Facility, using the 99th percentile of effluent data collected from January 2012 through March 2017.
- ¹¹ Effluent limitations for lead are retained from Order No. R4-2011-0176. The WLAs included for lead in Resolution No. R15-004 (most recent amendment of the Los Angeles River Metals TMDL) are based on site-specific recalculations of the lead water quality objectives, which are less stringent than the Federal promulgated CTR. Consistent with 40 C.F.R. section 131.21(c), this Order retained the effluent limitations from Order No. R4-2011-0176 that were derived from the lead WLAs from previous amendments of the Los Angeles River Metals TMDL, which were developed based on the more stringent Federal promulgated CTR criteria.

E. Interim Effluent Limitations – Not Applicable

F. Land Discharge Specifications – Not Applicable

G. Recycling Specifications – Not Applicable

V. RATIONALE FOR RECEIVING WATER LIMITATIONS

A. Surface Water

The Basin Plan contains numeric and narrative water quality objectives applicable to all surface waters within the Los Angeles Region. Water quality objectives include an objective to maintain the high quality waters pursuant to federal regulations (40 C.F.R. section 131.12) and State Water Board Resolution No. 68-16. Receiving water limitations in this Order are included to ensure protection of the beneficial uses of the receiving water. If there is reasonable potential or a U.S. EPA-approved TMDL WLA, then WQBELs are included in this Order to ensure protection of those water quality standards.

T
E
N
T
A
T
I
V
E

B. Groundwater – Not Applicable

VI. RATIONALE FOR PROVISIONS

A. Standard Provisions

Standard Provisions, which apply to all NPDES permits in accordance with 40 C.F.R. section 122.41, and additional conditions applicable to specified categories of permits in accordance with 40 C.F.R. section 122.42, are provided in Attachment D. The Discharger must comply with all standard provisions and with those additional conditions that are applicable under section 122.42.

Sections 122.41(a)(1) and (b) through (n) of 40 C.F.R. establish conditions that apply to all state-issued NPDES permits. These conditions must be incorporated into the permits either expressly or by reference. If incorporated by reference, a specific citation to the regulations must be included in the Order. 40 C.F.R. section 123.25(a)(12) allows the state to omit or modify conditions to impose more stringent requirements. In accordance with 40 C.F.R. section 123.25, this Order omits federal conditions that address enforcement authority specified in 40 C.F.R. sections 122.41(j)(5) and (k)(2) because the enforcement authority under the Water Code is more stringent. In lieu of these conditions, this Order incorporates by reference Water Code section 13387(e).

B. Special Provisions

1. Reopener Provisions

These provisions are based on 40 C.F.R part 123 and Order No. R4-2011-0176. The Regional Water Board may reopen the permit to modify permit conditions and requirements. Causes for modifications include the promulgation of new federal regulations, modification in toxicity requirements, or adoption of new regulations by the State Water Board or Regional Water Board, including revisions to the Basin Plan or adoption of applicable TMDLs associated with the receiving water.

2. Special Studies and Additional Monitoring Requirements

a. **Initial Investigation Toxicity Reduction Evaluation (TRE) Workplan.** This provision is based on section 4 of the SIP, Toxicity Control Provisions, which establishes minimum toxicity control requirements for implementing the narrative toxicity objective for aquatic life protection established in the basin plans of the State of California.

b. **Harbor Toxics TMDL Water Column, Sediment, and Fish Tissue Monitoring for the Greater Los Angeles and Long Beach Harbor Waters Compliance Monitoring Program.** This provision implements the Compliance Monitoring Program as required in the Harbor Toxics TMDL. The Compliance Monitoring Program includes water column monitoring and sediment monitoring above the Los Angeles River Estuary, as specified in Section VI.C.2.b of the Waste Discharge Requirements of this Order. The Discharger may participate in or contract with a collaborating group, or develop a site specific plan to comply with this requirement.

3. Best Management Practices and Storm Water Pollution Prevention

a. **Storm Water Pollution Prevention Plan (SWPPP).** This Order requires the Discharger to update, as necessary, and continue to implement a SWPPP. The SWPPP will outline site-specific management processes for minimizing storm water runoff contamination and for preventing trash and contaminated storm water runoff from being discharged directly into the receiving water. At a minimum, the management practices should ensure that raw materials and chemicals do not come

T
E
N
T
A
T
I
V
E

into contact with storm water, and to prevent the entrainment of trash in storm water that is discharged through Discharge Point 001. SWPPP requirements are included as Attachment G, based on 40 CFR 122.44(k).

- b. **Best Management Practices Plan (BMPP).** This Order requires the Discharger to develop and implement a BMPP. The BMPP may be included as a component of the SWPPP. The purpose of the BMPP is to establish site-specific procedures that ensure proper operation and maintenance of equipment, to ensure that unauthorized non-storm water discharges (i.e., spills) do not occur at the Facility. The BMPP shall incorporate the requirements contained in Attachment G. Attachment G requires a discussion on the effectiveness of each BMP to reduce or prevent pollutants in storm water discharges.
 - c. **Spill Contingency Plan (SCP).** This Order requires the Discharger to develop and implement a SCP to control the discharge of pollutants. The SCP shall include a technical report on the preventive (failsafe) and contingency (cleanup) plans for controlling accidental discharges, and for minimizing the effect of such events at the site. This provision is included in this Order to minimize and control the amount of pollutants discharged in case of a spill. The SCP shall be site specific and shall cover all areas of the Facility. A Spill Prevention, Control, and Countermeasure (SPCC) Plan may satisfy this requirement.
4. **Construction, Operation, and Maintenance Specifications**
This provision is based on the requirements of 40 C.F.R section 122.41(e).
5. **Other Special Provisions – Not Applicable**
6. **Compliance Schedules – Not Applicable**

VII. RATIONALE FOR MONITORING AND REPORTING REQUIREMENTS

CWA section 308 and 40 C.F.R. sections 122.41(h), (j)-(l), 122.44(i), and 122.48 require that all NPDES permits specify monitoring and reporting requirements. Water Code sections 13267 and 13383 also authorize the Regional Water Board to establish monitoring, inspection, entry, reporting, and recordkeeping requirements. The Monitoring and Reporting Program (MRP), Attachment E of this Order establishes monitoring, reporting, and recordkeeping requirements that implement federal and state requirements. The following provides the rationale for the monitoring and reporting requirements contained in the MRP for this Facility.

- A. **Influent Monitoring – Not Applicable**
- B. **Effluent Monitoring**

Effluent monitoring for pollutants expected to be present in the discharge will be required at Monitoring Location EFF-001 as prescribed in Table E-3 in the MRP (Attachment E). To demonstrate compliance with established effluent limitations, the Order includes monitoring requirements of at least once per quarter for parameters with effluent limitations. Chronic toxicity monitoring is required at least once per year. Monitoring for additional pollutants is required based on considerations of pollutants commonly associated with similar operations.

The SIP states that the Regional Water Board will require periodic monitoring for pollutants for which criteria or objectives apply and for which no effluent limitations have been established. This Order requires the Discharger to conduct annual monitoring for the remaining CTR priority pollutants, including TCDD equivalents, at Discharge Point 001. The Regional Water Board will use the additional data to conduct an RPA and determine if additional WQBELs are required. The Regional Water Board may reopen the permit to incorporate additional effluent limitations and requirements, if necessary.

C. Whole Effluent Toxicity Testing Requirements

Whole effluent toxicity (WET) protects the receiving water quality from the aggregate toxic effect of a mixture of pollutants in the effluent. A chronic toxicity test measures mortality, reproduction, and growth. A chemical at a low concentration can have chronic effects but no acute effects. Chronic toxicity is a more stringent requirement than acute toxicity. For this Order, chronic toxicity monitoring in the discharge is required. The chronic toxicity testing results are analyzed using U.S. EPA's 2010 TST statistical approach.

D. Receiving Water Monitoring

1. Surface Water Monitoring

Monitoring requirements at the upstream receiving water Monitoring Station RSW-001 are retained for this Order. The SIP requires monitoring of the receiving water for the CTR priority pollutants, including TCDD equivalents, to determine reasonable potential. This Order requires the Discharger to monitor the receiving water for pH, temperature, hardness, *E. coli*, turbidity, dissolved oxygen, ammonia, priority pollutants (including TCDD equivalents) of the receiving water at least once per year. Additionally, the Discharger must analyze these same parameters at the downstream Monitoring Station RSW-002 at least once per permit term to determine compliance with the receiving water limitations.

The Discharger is also required to report the maximum daily flow in the Los Angeles River, at the Los Angeles County Department of Public Works' Willow Street Gauge Station at Wardlow (Wardlow gauging station F319-R). This station is designated as RSW-003 in this Order. The stream flow data can be obtained by contacting LACDPW at (626)458-5100 or through Mr. Arthur Gotingco at (626)458-6379 or at agoting@dpw.lacounty.gov . The data for this station is downloaded once a month with a 1-2 week processing time for the provisional data. This data shall be used to determine wet weather and dry weather conditions for compliance with the effluent limitations set forth in this Order.

2. Groundwater – Not Applicable

E. Other Monitoring Requirements

1. Storm Water Monitoring

The discharge is comprised of storm water runoff. As such, the Discharger is required to measure and record the rainfall each day of the month. The Discharger is also required to conduct visual observations of all storm water discharges to observe the presence of floating and suspended materials, trash, oil and grease, discoloration, turbidity, and odor.

2. Harbor Toxics TMDL Monitoring Requirements

To implement the Harbor Toxics TMDL, the Discharger is encouraged to participate in the development of Regional Monitoring Program(s) or to develop site specific plans to determine the Los Angeles River's contribution to impairments in the Greater Harbor waters as required in the Harbor Toxics TMDL.

VIII. PUBLIC PARTICIPATION

The Regional Water Board has considered the issuance of WDRs that will serve as an NPDES permit for the Lubricating Specialties Company, Pico Rivera Facility. As a step in the WDR adoption process, the Regional Water Board staff has developed tentative WDRs and has encouraged public participation in the WDR adoption process.

A. Notification of Interested Parties

The Regional Water Board notified the Discharger and interested agencies and persons of its intent to prescribe WDRs for the discharge and provided an opportunity to submit written

T
E
N
T
A
T
I
V
E

comments and recommendations. Notification was provided through the following: email and local newspaper; relevant documents to the tentative permit was also available on the Regional Water Board website.

The public had access to the agenda and any changes in dates and locations through the Regional Water Board's website at:

<http://www.waterboards.ca.gov/losangeles>

B. Written Comments

Interested persons were invited to submit written comments concerning the tentative WDRs as provided through the notification process. Comments were required to be submitted either in person or by mail to the Executive Officer at the Regional Water Board at 320 West 4th Street, Suite 200, Los Angeles, CA 90013, or by email to losangeles@waterboards.ca.gov with a copy to Ching-Yin.To@waterboards.ca.gov.

To be fully responded to by staff and considered by the Regional Water Board, the written comments were due at the Regional Water Board office by 5:00 p.m. **September 14, 2017.**

C. Public Hearing

The Regional Water Board held a public hearing on the tentative WDRs during its regular Board meeting on the following date and time and at the following location:

Date: October 5, 2017

Time: 9:00 a.m.

Location: Metropolitan Water District, Board Room
700 North Alameda Street,
Los Angeles, California

Interested persons were invited to attend. At the public hearing, the Regional Water Board heard testimony pertinent to the discharge, WDRs, and permit. For accuracy of the record, important testimony was requested in writing.

D. Reconsideration of Waste Discharge Requirements

Any person aggrieved by this action of the Regional Water Board may petition the State Water Board to review the action in accordance with Water Code section 13320 and California Code of Regulations, title 23, sections 2050 and following. The State Water Board must receive the petition by 5:00 p.m., within 30 calendar days of the date of adoption of this Order at the following address, except that if the thirtieth day following the date of this Order falls on a Saturday, Sunday, or state holiday, the petition must be received by the State Water Board by 5:00 p.m. on the next business day:

State Water Resources Control Board
Office of Chief Counsel
P.O. Box 100
Sacramento, CA 95812-0100

Or by email to: waterqualitypetitions@waterboards.ca.gov

For instructions on how to file a petition for review, see

http://www.waterboards.ca.gov/public_notices/petitions/water_quality/wqpetition_instr.shtml

T
E
N
T
A
T
I
V
E

E. Information and Copying

The Report of Waste Discharge (ROWD), tentative WDRs, comments received, and other supporting documents are on file and the electronic copies may be assessed in the CIWQS database or on the Los Angeles Regional Water Quality Control Board website at www.waterboards.ca.gov/losangeles. Hard copies may be inspected at the Regional Water Board's office at any time between 8:30 a.m. and 4:45 p.m., Monday through Friday. Viewing and copying of documents may be arranged through the Regional Water Board by calling (213) 576 – 6600.

F. Register of Interested Persons

Any person interested in being placed on the mailing list for information regarding the WDRs and NPDES permit should contact the Regional Water Board, reference this Facility, and provide a name, address, and phone number.

G. Additional Information

Requests for additional information or questions regarding this Order should be directed to Ching Yin To at Ching-Yin.To@waterboards.ca.gov or at (213)576-6696.

**T
E
N
T
A
T
I
V
E**

ATTACHMENT G – STORM WATER POLLUTION PREVENTION PLAN REQUIREMENTS

I. IMPLEMENTATION SCHEDULE

A storm water pollution prevention plan (SWPPP) shall be developed and submitted to the Regional Water Board within 90 days following the adoption of this Order. The SWPPP shall be implemented for each facility covered by this Permit within 10 days of approval from the Regional Water Board, or no later than 90 days from the date of the submittal of the SWPPP to the Regional Water Board (whichever comes first).

II. OBJECTIVES

The SWPPP has two major objectives: (a) to identify and evaluate sources of pollutants associated with industrial activities that may affect the quality of storm water discharges and authorized non-storm water discharges from the facility; and (b) to identify and implement site-specific best management practices (BMPs) to reduce or prevent pollutants associated with industrial activities in storm water discharges and authorized non-storm water discharges. BMPs may include a variety of pollution prevention measures or other low-cost and pollution control measures. They are generally categorized as non-structural BMPs (activity schedules, prohibitions of practices, maintenance procedures, and other low-cost measures) and as structural BMPs (treatment measures, run-off controls, overhead coverage.) To achieve these objectives, facility operators should consider the five phase process for SWPPP development and implementation as shown in Table A.

The SWPPP requirements are designed to be sufficiently flexible to meet the needs of various facilities. SWPPP requirements that are not applicable to a facility should not be included in the SWPPP.

A facility's SWPPP is a written document that shall contain a compliance activity schedule, a description of industrial activities and pollutant sources, descriptions of BMPs, drawings, maps, and relevant copies or references of parts of other plans. The SWPPP shall be revised whenever appropriate and shall be readily available for review by facility employees or Regional Water Board inspectors.

III. PLANNING AND ORGANIZATION

A. Pollution Prevention Team

The SWPPP shall identify a specific individual or individuals and their positions within the facility organization as members of a storm water pollution prevention team responsible for developing the SWPPP, assisting the facility manager in SWPPP implementation and revision, and conducting all monitoring program activities required in Attachment E of this Permit. The SWPPP shall clearly identify Permit-related responsibilities, duties, and activities of each team member. For small facilities, storm water pollution prevention teams may consist of one individual where appropriate.

B. Review Other Requirements and Existing Facility Plans

The SWPPP may incorporate or reference the appropriate elements of other regulatory requirements. Facility operators should review all local, state, and federal requirements that impact, complement, or are consistent with the requirements of this permit. Facility operators should identify any existing facility plans that contain storm water pollutant control measures or relate to the requirements of this Permit. As examples, facility operators whose facilities are subject to Federal Spill Prevention Control and Countermeasures' requirements should already have instituted a plan to control spills of certain hazardous materials. Similarly, facility operators

T
E
N
T
A
T
I
V
E

whose facilities are subject to air quality related permits and regulations may already have evaluated industrial activities that generate dust or particulates.

IV. SITE MAP

The SWPPP shall include a site map. The site map shall be provided on an 8-½ x 11 inch or larger sheet and include notes, legends, and other data as appropriate to ensure that the site map is clear and understandable. If necessary, facility operators may provide the required information on multiple site maps.

**TABLE A
FIVE PHASES FOR DEVELOPING AND IMPLEMENTING INDUSTRIAL
STORM WATER POLLUTION PREVENTION PLANS**

PLANNING AND ORGANIZATION Form Pollution Prevention Team Review other plans
ASSESSMENT PHASE Develop a site map Identify potential pollutant sources Inventory of materials and chemicals List significant spills and leaks Identify non-storm water discharges Assess pollutant risks
BEST MANAGEMENT PRACTICES IDENTIFICATION PHASE Non-structural BMPs Structural BMPs Select activity and site-specific BMPs
IMPLEMENTATION PHASE Train employees Implement BMPs Conduct recordkeeping and reporting
EVALUATION / MONITORING Conduct annual site evaluation Review monitoring information Evaluate BMPs Review and revise SWPPP

The following information shall be included on the site map:

**T
E
N
T
A
T
I
V
E**

- A. The facility boundaries; the outline of all storm water drainage areas within the facility boundaries; portions of the drainage area impacted by run-on from surrounding areas; and direction of flow of each drainage area, on-site surface water bodies, and areas of soil erosion. The map shall also identify nearby water bodies (such as rivers, lakes, and ponds) and municipal storm drain inlets where the facility's storm water discharges and authorized non-storm water discharges may be received.
- B. The location of the storm water collection and conveyance system, associated points of discharge, and direction of flow. Include any structural control measures that affect storm water discharges, authorized non-storm water discharges, and run-on. Examples of structural control measures are catch basins, berms, detention ponds, secondary containment, oil/water separators, diversion barriers, etc.
- C. An outline of all impervious areas of the facility, including paved areas, buildings, covered storage areas, or other roofed structures.
- D. Locations where materials are directly exposed to precipitation and the locations where significant spills or leaks identified in section VI.A.4 below have occurred.
- E. Areas of industrial activity. This shall include the locations of all storage areas and storage tanks, shipping and receiving areas, fueling areas, vehicle and equipment storage/maintenance areas, material handling and processing areas, waste treatment and disposal areas, dust or particulate generating areas, cleaning and rinsing areas, and other areas of industrial activity which are potential pollutant sources.

V. LIST OF SIGNIFICANT MATERIALS

The SWPPP shall include a list of significant materials¹ handled and stored at the site. For each material on the list, describe the locations where the material is being stored, received, shipped, and handled, as well as the typical quantities and frequency. Materials shall include raw materials, intermediate products, final or finished products, recycled materials, and waste or disposed materials.

VI. DESCRIPTION OF POTENTIAL POLLUTANT SOURCES

- A. The SWPPP shall include a narrative description of the facility's industrial activities, as identified in section IV.E above, associated potential pollutant sources, and potential pollutants that could be discharged in storm water discharges or authorized non-storm water discharges. At a minimum, the following items related to a facility's industrial activities shall be considered:
 - 1. **Industrial Processes.** Describe each industrial process, the type, characteristics, and quantity of significant materials used in or resulting from the process, and a description of the manufacturing, cleaning, rinsing, recycling, disposal, or other activities related to the process. Where applicable, areas protected by containment structures and the corresponding containment capacity shall be described.
 - 2. **Material Handling and Storage Areas.** Describe each handling and storage area, type, characteristics, and quantity of significant materials handled or stored, description of the shipping, receiving, and loading procedures, and the spill or leak prevention and response

¹ "Significant materials" includes, but is not limited to: raw materials; fuels; materials such as solvents, detergents, and plastic pellets; finished materials such as metallic products; raw materials used in food processing or production; hazardous substances designated under Section 101(14) of Comprehensive Environmental Response, Compensation, and Liability Act (CERCLA); any chemical the facility is required to report pursuant to Section 313 of Title III of Superfund Amendments and Reauthorization Act (SARA); fertilizers; pesticides; and waste products such as ashes, slag, and sludge that have the potential to be released with storm water discharges.

T
E
N
T
A
T
I
V
E

procedures. Where applicable, areas protected by containment structures and the corresponding containment capacity shall be described.

3. **Dust and Particulate Generating Activities.** Describe all industrial activities that generate dust or particulates that may be deposited within the facility's boundaries and identify their discharge locations; the characteristics of dust and particulate pollutants; the approximate quantity of dust and particulate pollutants that may be deposited within the facility boundaries; and a description of the primary areas of the facility where dust and particulate pollutants would settle.

4. **Significant Spills and Leaks.** Describe materials that have spilled or leaked in significant quantities in storm water discharges or authorized non-storm water discharges since April 17, 1994. Include toxic chemicals (listed in 40 Code of Federal Regulations (C.F.R.) part 302) that have been discharged to storm water as reported on U.S. Environmental Protection Agency (U.S. EPA) Form R, and oil and hazardous substances in excess of reportable quantities (see 40 C.F.R., parts 110, 117, and 302).

The description shall include the type, characteristics, and approximate quantity of the material spilled or leaked, the cleanup or remedial actions that have occurred or are planned, the approximate remaining quantity of materials that may be exposed to storm water or non-storm water discharges, and the preventative measures taken to ensure spill or leaks do not reoccur. Such list shall be updated as appropriate during the term of this Permit.

5. **Non-Storm Water Discharges.** Facility operators shall investigate the facility to identify all non-storm water discharges and their sources. As part of this investigation, all drains (inlets and outlets) shall be evaluated to identify whether they connect to the storm drain system.

All non-storm water discharges shall be described. This shall include the source, quantity, frequency, and characteristics of the authorized non-storm water discharges and associated drainage area.

Non-storm water discharges that are not authorized by this Permit, other waste discharge requirements, or other NPDES permits are prohibited. The SWPPP must include BMPs to prevent or reduce contact of authorized non-storm water discharges with significant materials (as defined in Footnote 1 of section V above) or equipment.

6. **Soil Erosion.** Describe the facility locations where soil erosion may occur as a result of industrial activity, storm water discharges associated with industrial activity, or authorized non-storm water discharges.

7. **Trash.** Describe the facility locations where trash may be generated as a result of facility operations and on-site activities.

- B. The SWPPP shall include a summary of all areas of industrial activities, potential pollutant sources, and potential pollutants. This information should be summarized similar to Table B. The last column of Table B, "Control Practices", should be completed in accordance with section VIII. below.

VII. ASSESSMENT OF POTENTIAL POLLUTANT SOURCES

- A. The SWPPP shall include a narrative assessment of all industrial activities and potential pollutant sources as described in section VI above to determine:

4. Which areas of the facility are likely sources of pollutants in storm water discharges and authorized non-storm water discharges, and

T
E
N
T
A
T
I
V
E

5. Which pollutants are likely to be present in storm water discharges and authorized non-storm water discharges. Facility operators shall consider and evaluate various factors when performing this assessment such as current storm water BMPs; quantities of significant materials handled, produced, stored, or disposed of; likelihood of exposure to storm water or authorized non-storm water discharges; history of spill or leaks; and run-on from outside sources.
- B.** Facility operators shall summarize the areas of the facility that are likely sources of pollutants and the corresponding pollutants that are likely to be present in storm water discharges and authorized non-storm water discharges.

Facility operators are required to develop and implement additional BMPs as appropriate and necessary to prevent or reduce pollutants associated with each pollutant source. The BMPs will be narratively described in section VIII below.

VIII. STORM WATER BEST MANAGEMENT PRACTICES

The SWPPP shall include a narrative description of the storm water BMPs to be implemented at the facility for each potential pollutant and its source identified in the site assessment phase (sections VI and VII above). The BMPs shall be developed and implemented to reduce or prevent pollutants in storm water discharges and authorized non-storm water discharges. Each pollutant and its source may require one or more BMPs. Some BMPs may be implemented for multiple pollutants and their sources, while other BMPs will be implemented for a very specific pollutant and its source.

TABLE B
EXAMPLE
ASSESSMENT OF POTENTIAL POLLUTION SOURCES AND
CORRESPONDING BEST MANAGEMENT PRACTICES
SUMMARY

Area	Activity	Pollutant Source	Pollutant	Best Management Practices
Vehicle & Equipment Fueling	Fueling	Spills and leaks during delivery. Spills caused by topping off fuel tanks. Hosing or washing down fuel oil fuel area. Leaking storage tanks. Rainfall running off fuel oil, and rainfall running onto and off fueling area.	fuel oil	Use spill and overflow protection. Minimize run-on of storm water into the fueling area. Cover fueling area. Use dry cleanup methods rather than hosing down area. Implement proper spill prevention control program. Implement adequate preventative maintenance program to preventive tank and line leaks. Inspect fueling areas regularly to detect problems before they occur. Train employees on proper fueling, cleanup, and spill response techniques.

**T
E
N
T
A
T
I
V
E**

The description of the BMPs shall identify the BMPs as (1) existing BMPs, (2) existing BMPs to be revised and implemented, or (3) new BMPs to be implemented. The description shall also include a discussion on the effectiveness of each BMP to reduce or prevent pollutants in storm water discharges and authorized non-storm water discharges. The SWPPP shall provide a summary of all BMPs implemented for each pollutant source. This information should be summarized similar to Table B.

Facility operators shall consider the following BMPs for implementation at the facility:

A. Non-Structural BMPs

Non-structural BMPs generally consist of processes, prohibitions, procedures, schedule of activities, etc., that prevent pollutants associated with industrial activity from contacting with storm water discharges and authorized non-storm water discharges. They are considered low technology, cost-effective measures. Facility operators should consider all possible non-structural BMPs options before considering additional structural BMPs (see section VIII.B. below). Below is a list of non-structural BMPs that should be considered:

6. **Good Housekeeping.** Good housekeeping generally consists of practical procedures to maintain a clean and orderly facility.
7. **Preventive Maintenance.** Preventive maintenance includes the regular inspection and maintenance of structural storm water controls (catch basins, oil/water separators, etc.) as well as other facility equipment and systems.
8. **Spill Response.** This includes spill clean-up procedures and necessary clean-up equipment based upon the quantities and locations of significant materials that may spill or leak.
9. **Material Handling and Storage.** This includes all procedures to minimize the potential for spills and leaks and to minimize exposure of significant materials to storm water and authorized non-storm water discharges.
10. **Employee Training.** This includes training of personnel who are responsible for (1) implementing activities identified in the SWPPP, (2) conducting inspections, sampling, and visual observations, and (3) managing storm water. Training should address topics such as spill response, good housekeeping, and material handling procedures, and actions necessary to implement all BMPs identified in the SWPPP. The SWPPP shall identify periodic dates for such training. Records shall be maintained of all training sessions held.
11. **Waste Handling/Recycling.** This includes the procedures or processes to handle, store, or dispose of waste materials or recyclable materials.
12. **Recordkeeping and Internal Reporting.** This includes the procedures to ensure that all records of inspections, spills, maintenance activities, corrective actions, visual observations, etc., are developed, retained, and provided, as necessary, to the appropriate facility personnel.
13. **Erosion Control and Site Stabilization.** This includes a description of all sediment and erosion control activities. This may include the planting and maintenance of vegetation, diversion of run-on and runoff, placement of sandbags, silt screens, or other sediment control devices, etc.
14. **Inspections.** This includes, in addition to the preventative maintenance inspections identified above, an inspection schedule of all potential pollutant sources. Tracking and follow-up procedures shall be described to ensure adequate corrective actions are taken and SWPPPs are made.

T
E
N
T
A
T
I
V
E

15. Quality Assurance. This includes the procedures to ensure that all elements of the SWPPP and Monitoring Program are adequately conducted.

B. Structural BMPs.

Where non-structural BMPs as identified in section VIII.A above are not effective, structural BMPs shall be considered. Structural BMPs generally consist of structural devices that reduce or prevent pollutants in storm water discharges and authorized non-storm water discharges. Below is a list of structural BMPs that should be considered:

- 16. Overhead Coverage.** This includes structures that provide horizontal coverage of materials, chemicals, and pollutant sources from contact with storm water and authorized non-storm water discharges.
- 17. Retention Ponds.** This includes basins, ponds, surface impoundments, bermed areas, etc. that do not allow storm water to discharge from the facility.
- 18. Control Devices.** This includes berms or other devices that channel or route run-on and runoff away from pollutant sources.
- 19. Secondary Containment Structures.** This generally includes containment structures around storage tanks and other areas for the purpose of collecting any leaks or spills.
- 20. Treatment.** This includes inlet controls, infiltration devices, oil/water separators, detention ponds, vegetative swales, etc. that reduce the pollutants in storm water discharges and authorized non-storm water discharges.

IX. ANNUAL COMPREHENSIVE SITE COMPLIANCE EVALUATION

The facility operator shall conduct one comprehensive site compliance evaluation (evaluation) in each reporting period (July 1-June 30). Evaluations shall be conducted within 8-16 months of each other. The SWPPP shall be revised, as appropriate, and the revisions implemented within 10 days of the approval by the Executive Officer or no later than 90 days after submission to the Regional Water Board, whichever comes first. . Evaluations shall include the following:

- A.** A review of all visual observation records, inspection records, and sampling and analysis results.
- B.** A visual inspection of all potential pollutant sources for evidence of, or the potential for, pollutants entering the drainage system.
- C.** A review and evaluation of all BMPs (both structural and non-structural) to determine whether the BMPs are adequate, properly implemented and maintained, or whether additional BMPs are needed. A visual inspection of equipment needed to implement the SWPPP, such as spill response equipment, shall be included.
- D.** An evaluation report that includes, (i) identification of personnel performing the evaluation, (ii) the date(s) of the evaluation, (iii) necessary SWPPP revisions, (iv) schedule, as required in section X.E., for implementing SWPPP revisions, (v) any incidents of non-compliance and the corrective actions taken, and (vi) a certification that the facility operator is in compliance with this Permit. If the above certification cannot be provided, explain in the evaluation report why the facility operator is not in compliance with this Permit. The evaluation report shall be submitted as part of the annual report, retained for at least five years, and signed and certified in accordance with Standard Provisions V.B.5 of Attachment D.

X. SWPPP GENERAL REQUIREMENTS

- A.** The SWPPP shall be retained on site and made available upon request of a representative of the Regional Water Board and/or local storm water management agency (local agency) which receives the storm water discharges.

T
E
N
T
A
T
I
V
E

- B.** The Regional Water Board and/or local agency may notify the facility operator when the SWPPP does not meet one or more of the minimum requirements of this section. As requested by the Regional Water Board and/or local agency, the facility operator shall submit an SWPPP revision and implementation schedule that meets the minimum requirements of this section to the Regional Water Board and/or local agency that requested the SWPPP revisions. Within 14 days after implementing the required SWPPP revisions, the facility operator shall provide written certification to the Regional Water Board and/or local agency that the revisions have been implemented.
- C.** The SWPPP shall be revised, as appropriate, and implemented prior to changes in industrial activities which (i) may significantly increase the quantities of pollutants in storm water discharge, (ii) cause a new area of industrial activity at the facility to be exposed to storm water, or (iii) begin an industrial activity which would introduce a new pollutant source at the facility.
- D.** The SWPPP shall be revised and implemented in a timely manner, but in no case more than 90 days after a facility operator determines that the SWPPP is in violation of any requirement(s) of this Permit.
- E.** When any part of the SWPPP is infeasible to implement due to proposed significant structural changes, the facility operator shall submit a report to the Regional Water Board prior to the applicable deadline that (i) describes the portion of the SWPPP that is infeasible to implement by the deadline, (ii) provides justification for a time extension, (iii) provides a schedule for completing and implementing that portion of the SWPPP, and (iv) describes the BMPs that will be implemented in the interim period to reduce or prevent pollutants in storm water discharges and authorized non-storm water discharges. Such reports are subject to Regional Water Board approval and/or modifications. Facility operators shall provide written notification to the Regional Water Board within 14 days after the SWPPP revisions are implemented.
- F.** The SWPPP shall be provided, upon request, to the Regional Water Board. The SWPPP is considered a report that shall be available to the public by the Regional Water Board under section 308(b) of the Clean Water Act.

**T
E
N
T
A
T
I
V
E**

ATTACHMENT H – STATE WATER BOARD MINIMUM LEVELS (MICROGRAMS/LITER (µG/L))

The Minimum Levels (MLs) in this Attachment are for use in reporting and compliance determination purposes in accordance with section 2.4 of the State Implementation Policy. These MLs were derived from data for priority pollutants provided by State certified analytical laboratories in 1997 and 1998. These MLs shall be used until new values are adopted by the State Water Board and become effective. The following tables (Tables 2a - 2d) present MLs for four major chemical groupings: volatile substances, semi-volatile substances, inorganics, and pesticides and PCBs.

Table 2a - VOLATILE SUBSTANCES*	GC	GCMS
1,1 Dichloroethane	0.5	1
1,1 Dichloroethylene	0.5	2
1,1,1 Trichloroethane	0.5	2
1,1,2 Trichloroethane	0.5	2
1,1,2,2 Tetrachloroethane	0.5	1
1,2 Dichlorobenzene (volatile)	0.5	2
1,2 Dichloroethane	0.5	2
1,2 Dichloropropane	0.5	1
1,3 Dichlorobenzene (volatile)	0.5	2
1,3 Dichloropropene (volatile)	0.5	2
1,4 Dichlorobenzene (volatile)	0.5	2
Acrolein	2.0	5
Acrylonitrile	2.0	2
Benzene	0.5	2
Bromoform	0.5	2
Methyl Bromide	1.0	2
Carbon Tetrachloride	0.5	2
Chlorobenzene	0.5	2
Chlorodibromo-methane	0.5	2
Chloroethane	0.5	2
Chloroform	0.5	2
Chloromethane	0.5	2
Dichlorobromo-methane	0.5	2
Dichloromethane	0.5	2
Ethylbenzene	0.5	2
Tetrachloroethylene	0.5	2
Toluene	0.5	2
Trans-1,2 Dichloroethylene	0.5	1
Trichloroethene	0.5	2
Vinyl Chloride	0.5	2

*The normal method-specific factor for these substances is 1; therefore, the lowest standard concentration in the calibration curve is equal to the above ML value for each substance.

Table 2b - SEMI-VOLATILE SUBSTANCES*	GC	GCMS	LC	COLOR
Benzo (a) Anthracene	10	5		
1,2 Dichlorobenzene (semivolatile)	2	2		
1,2 Diphenylhydrazine		1		
1,2,4 Trichlorobenzene	1	5		

T
E
N
T
A
T
I
V
E

Table 2b - SEMI-VOLATILE SUBSTANCES*	GC	GCMS	LC	COLOR
1,3 Dichlorobenzene (semivolatile)	2	1		
1,4 Dichlorobenzene (semivolatile)	2	1		
2- Chlorophenol	2	5		
2,4 Dichlorophenol	1	5		
2,4 Dimethylphenol	1	2		
2,4 Dinitrophenol	5	5		
2,4 Dinitrotoluene	10	5		
2,4,6 Trichlorophenol	10	10		
2,6 Dinitrotoluene		5		
2- Nitrophenol		10		
2-Chloroethyl vinyl ether	1	1		
2-Chloronaphthalene		10		
3,3' Dichlorobenzidine		5		
Benzo (b) Fluoranthene		10	10	
3-Methyl-Chlorophenol	5	1		
4,6 Dinitro-2-methylphenol	10	5		
4- Nitrophenol	5	10		
4-Bromophenyl phenyl ether	10	5		
4-Chlorophenyl phenyl ether		5		
Acenaphthene	1	1	0.5	
Acenaphthylene		10	0.2	
Anthracene		10	2	
Benzidine		5		
Benzo(a) pyrene		10	2	
Benzo(g,h,i)perylene		5	0.1	
Benzo(k)fluoranthene		10	2	
bis 2-(1-Chloroethoxyl) methane		5		
bis(2-chloroethyl) ether	10	1		
bis(2-Chloroisopropyl) ether	10	2		
bis(2-Ethylhexyl) phthalate	10	5		
Butyl benzyl phthalate	10	10		
Chrysene		10	5	
di-n-Butyl phthalate		10		
di-n-Octyl phthalate		10		
Dibenzo(a,h)-anthracene		10	0.1	
Diethyl phthalate	10	2		
Dimethyl phthalate	10	2		
Fluoranthene	10	1	0.05	
Fluorene		10	0.1	
Hexachloro-cyclopentadiene	5	5		
Hexachlorobenzene	5	1		
Hexachlorobutadiene	5	1		
Hexachloroethane	5	1		
Indeno(1,2,3,cd)-pyrene		10	0.05	
Isophorone	10	1		
N-Nitroso diphenyl amine	10	1		
N-Nitroso-dimethyl amine	10	5		
N-Nitroso -di n-propyl amine	10	5		
Naphthalene	10	1	0.2	
Nitrobenzene	10	1		
Pentachlorophenol	1	5		
Phenanthrene		5	0.05	

T
E
N
T
A
T
I
V
E

Table 2b - SEMI-VOLATILE SUBSTANCES*	GC	GCMS	LC	COLOR
Phenol **	1	1		50
Pyrene		10	0.05	

* With the exception of phenol by colorimetric technique, the normal method-specific factor for these substances is 1,000; therefore, the lowest standard concentration in the calibration curve is equal to the above ML value for each substance multiplied by 1,000.

** Phenol by colorimetric technique has a factor of 1.

Table 2c INORGANICS*	FAA	GFAA	ICP	ICPMS	SPGFAA	HYDRIDE	CVAA	COLOR	DCP
Antimony	10	5	50	0.5	5	0.5			1,000
Arsenic		2	10	2	2	1		20	1,000
Beryllium	20	0.5	2	0.5	1				1,000
Cadmium	10	0.5	10	0.25	0.5				1,000
Chromium (total)	50	2	10	0.5	1				1,000
Chromium VI	5							10	
Copper	25	5	10	0.5	2				1,000
Cyanide								5	
Lead	20	5	5	0.5	2				10,000
Mercury				0.5			0.2		
Nickel	50	5	20	1	5				1,000
Selenium		5	10	2	5	1			1,000
Silver	10	1	10	0.25	2				1,000
Thallium	10	2	10	1	5				1,000
Zinc	20		20	1	10				1,000

* The normal method-specific factor for these substances is 1; therefore, the lowest standard concentration in the calibration curve is equal to the above ML value for each substance.

Table 2d – PESTICIDES – PCBs*	GC
4,4'-DDD	0.05
4,4'-DDE	0.05
4,4'-DDT	0.01
a-Endosulfan	0.02
alpha-BHC	0.01
Aldrin	0.005
b-Endosulfan	0.01
Beta-BHC	0.005
Chlordane	0.1
Delta-BHC	0.005
Dieldrin	0.01
Endosulfan Sulfate	0.05
Endrin	0.01
Endrin Aldehyde	0.01
Heptachlor	0.01
Heptachlor Epoxide	0.01
Gamma-BHC (Lindane)	0.02
PCB 1016	0.5
PCB 1221	0.5
PCB 1232	0.5
PCB 1242	0.5
PCB 1248	0.5

T
E
N
T
A
T
I
V
E

Table 2d – PESTICIDES – PCBs*	GC
PCB 1254	0.5
PCB 1260	0.5
Toxaphene	0.5

* The normal method-specific factor for these substances is 100; therefore, the lowest standard concentration in the calibration curve is equal to the above ML value for each substance multiplied by 100.

Techniques:

- GC - Gas Chromatography
- GCMS - Gas Chromatography/Mass Spectrometry
- HRGCMS - High Resolution Gas Chromatography/Mass Spectrometry (i.e., EPA 1613, 1624, or 1625)
- LC - High Pressure Liquid Chromatography
- FAA - Flame Atomic Absorption
- GFAA - Graphite Furnace Atomic Absorption
- HYDRIDE - Gaseous Hydride Atomic Absorption
- CVAA - Cold Vapor Atomic Absorption
- ICP - Inductively Coupled Plasma
- ICPMS - Inductively Coupled Plasma/Mass Spectrometry
- SPGFAA - Stabilized Platform Graphite Furnace Atomic Absorption (i.e., EPA 200.9)
- DCP - Direct Current Plasma
- COLOR – Colorimetric

**T
E
N
T
A
T
I
V
E**

ATTACHMENT I – LIST OF PRIORITY POLLUTANTS

CTR Number	Parameter	CAS Number	Analytical Methods
1	Antimony	7440360	1
2	Arsenic	7440382	1
3	Beryllium	7440417	1
4	Cadmium	7440439	1
5a	Chromium (III)	16065831	1
5a	Chromium (VI)	18540299	1
6	Copper	7440508	1
7	Lead	7439921	1
8	Mercury	7439976	1
9	Nickel	7440020	1
11	Selenium	7782492	1
11	Silver	7440224	1
12	Thallium	7440280	1
13	Zinc	7440666	1
14	Cyanide	57125	1
15	Asbestos	1332214	1
16	2,3,7,8-TCDD	1746016	1
17	Acrolein	117028	1
18	Acrylonitrile	117131	1
19	Benzene	71432	1
20	Bromoform	75252	1
21	Carbon Tetrachloride	56235	1
22	Chlorobenzene	118907	1
23	Chlorodibromomethane	124481	1
24	Chloroethane	75003	1
25	2-Chloroethylvinyl Ether	111758	1
26	Chloroform	67663	1
27	Dichlorobromomethane	75274	1
28	1,1-Dichloroethane	75343	1
29	1,2-Dichloroethane	117062	1
30	1,1-Dichloroethylene	75354	1
31	1,2-Dichloropropane	78875	1
32	1,3-Dichloropropylene	542756	1
33	Ethylbenzene	110414	1
34	Methyl Bromide	74839	1
35	Methyl Chloride	74873	1
36	Methylene Chloride	75092	1
37	1,1,2,2-Tetrachloroethane	79345	1
38	Tetrachloroethylene	127184	1
39	Toluene	118883	1
40	1,2-Trans-Dichloroethylene	156605	1
41	1,1,1-Trichloroethane	71556	1
42	1,1,2-Trichloroethane	79005	1
43	Trichloroethylene	79016	1
44	Vinyl Chloride	75014	1
45	2-Chlorophenol	95578	1
46	2,4-Dichlorophenol	120832	1

T
E
N
T
A
T
I
V
E

CTR Number	Parameter	CAS Number	Analytical Methods
47	2,4-Dimethylphenol	115679	1
48	2-Methyl-4,6-Dinitrophenol	534521	1
49	2,4-Dinitrophenol	51285	1
50	2-Nitrophenol	88755	1
51	4-Nitrophenol	110027	1
52	3-Methyl-4-Chlorophenol	59507	1
53	Pentachlorophenol	87865	1
54	Phenol	118952	1
55	2,4,6-Trichlorophenol	88062	1
56	Acenaphthene	83329	1
57	Acenaphthylene	208968	1
58	Anthracene	120127	1
59	Benzidine	92875	1
60	Benzo(a)Anthracene	56553	1
61	Benzo(a)Pyrene	50328	1
62	Benzo(b)Fluoranthene	205992	1
63	Benzo(ghi)Perylene	191242	1
64	Benzo(k)Fluoranthene	207089	1
65	Bis(2-Chloroethoxy)Methane	111911	1
66	Bis(2-Chloroethyl)Ether	111444	1
67	Bis(2-Chloroisopropyl)Ether	118601	1
68	Bis(2-Ethylhexyl)Phthalate	117817	1
69	4-Bromophenyl Phenyl Ether	111553	1
70	Butylbenzyl Phthalate	85687	1
71	2-Chloronaphthalene	91587	1
72	4-Chlorophenyl Phenyl Ether	7005723	1
73	Chrysene	218019	1
74	Dibenzo(a,h)Anthracene	53703	1
75	1,2-Dichlorobenzene	95501	1
76	1,3-Dichlorobenzene	541731	1
77	1,4-Dichlorobenzene	116467	1
78	3,3'-Dichlorobenzidine	91941	1
79	Diethyl Phthalate	84662	1
80	Dimethyl Phthalate	131113	1
81	Di-n-Butyl Phthalate	84742	1
82	2,4-Dinitrotoluene	121142	1
83	2,6-Dinitrotoluene	606202	1
84	Di-n-Octyl Phthalate	117840	1
85	1,2-Diphenylhydrazine	122667	1
86	Fluoranthene	206440	1
87	Fluorene	86737	1
88	Hexachlorobenzene	118741	1
89	Hexachlorobutadiene	87863	1
90	Hexachlorocyclopentadiene	77474	1
91	Hexachloroethane	67721	1
92	Indeno(1,2,3-cd)Pyrene	193395	1
93	Isophorone	78591	1
94	Naphthalene	91203	1
95	Nitrobenzene	98953	1
96	N-Nitrosodimethylamine	62759	1

T
E
N
T
A
T
I
V
E

CTR Number	Parameter	CAS Number	Analytical Methods
97	N-Nitrosodi-n-Propylamine	621647	1
98	N-Nitrosodiphenylamine	86306	1
99	Phenanthrene	85018	1
100	Pyrene	129000	1
101	1,2,4-Trichlorobenzene	120821	1
102	Aldrin	309002	1
103	alpha-BHC	319846	1
104	beta-BHC	319857	1
105	gamma-BHC	58899	1
106	delta-BHC	319868	1
107	Chlordane	57749	1
108	4,4'-DDT	50293	1
109	4,4'-DDE	72559	1
110	4,4'-DDD	72548	1
111	Dieldrin	60571	1
112	alpha-Endosulfan	959988	1
113	beta-Endosulfan	33213659	1
114	Endosulfan Sulfate	1131178	1
115	Endrin	72208	1
116	Endrin Aldehyde	7421934	1
117	Heptachlor	76448	1
118	Heptachlor Epoxide	1124573	1
119	PCB-1016	12674112	1
120	PCB-1221	11104282	1
121	PCB-1232	11141165	1
122	PCB-1242	53469219	1
123	PCB-1248	12672296	1
124	PCB-1254	11097691	1
125	PCB-1260	11096825	1
126	Toxaphene	8001352	1

¹ Pollutants shall be analyzed using the methods described in 40 C.F.R. Part 136.

T
E
N
T
A
T
I
V
E

ATTACHMENT J – SUMMARY OF EFFLUENT LIMITATION CALCULATIONS

**T
E
N
T
A
T
I
V
E**

CTR#	Parameters	Units	CV	MEC	CTR Water Quality Criteria (ug/L)								Lowest C
					Freshwater		Saltwater		Human Health for consumption of:		Los Angeles River TMDL		
					C acute = CMC tot	C chronic = CCC tot	C acute = CMC tot	C chronic = CCC tot	Primary MCLs	Organisms only	Dry Weather WLAs (Chronic Criteria)	Wet Weather WLAs (Acute Criteria)	
1	Antimony	ug/L		1.7					6.00	4300.00			6.00
2	Arsenic	ug/L	1.37	51	340.00	150.00			10.00				10.00
3	Beryllium	ug/L		0.15					4.00	Narrative			4.00
4	Cadmium (Dry Weather)	ug/L	0.6	3	4.72	2.54			5.00	Narrative			2.54
4	Cadmium (TMDL Wet Weather)	ug/L	0.6	3								3.10	3.10
5a	Chromium (III)	ug/L		4	1793.20	213.74				Narrative			213.74
5b	Chromium (VI)	ug/L		0.1	16.00	11.00			10.00	Narrative			10.00
6	Copper (TMDL Dry Weather)	ug/L	0.92	110							126		126.00
6	Copper (TMDL Wet Weather)	ug/L	0.92	110								67	67.00
7	Lead (TMDL Dry Weather)	ug/L	0.7	13							5		5.00
7	Lead (TMDL Wet Weather)	ug/L	0.7	13								62	62.00
8	Mercury	ug/L	0.6	0.2					2.00	0.05			0.05
9	Nickel	ug/L		27	485.00	53.92			100.00	4600.00			53.92
10	Selenium	ug/L	0.6	92	20.00	5.00			50.00	Narrative			5.00
11	Silver	ug/L		0.12	4.34								4.34
12	Thallium	ug/L		0.1					2.00	6.30			2.00
13	Zinc (TMDL Dry Weather)	ug/L	4.7	173000							131		131.00
13	Zinc (TMDL Wet Weather)	ug/L	4.7	173000								159	159.00
14	Cyanide	ug/L	0.6	7	22.00	5.20			150.00	220000.00			5.20
15	Asbestos	Fibers		0.18					7.00				7.00
16	2,3,7,8 TCDD	ug/L								0.00			0.00
	TCDD Equivalents	ug/L								0.00			0.00
17	Acrolein	ug/L		3.3						780.00			780.00
18	Acrylonitrile	ug/L		0.52						0.66			0.66
19	Benzene	ug/L		0.18					1.00	71.00			1.00
20	Bromoform	ug/L		0.13					80.00	360.00			80.00
21	Carbon Tetrachloride	ug/L		0.27					0.50	4.40			0.50
22	Chlorobenzene	ug/L		0.19					70.00	21000.00			70.00
23	Chlorodibromomethane	ug/L		0.21					80.00	34.00			34.00
24	Chloroethane	ug/L		No Criteria									No Criteria
25	2-Chloroethylvinyl ether	ug/L		No Criteria									No Criteria
26	Chloroform	ug/L		0.18					80.00				80.00

CTR#	Parameters	REASONABLE POTENTIAL ANALYSIS (RPA)											HUMAN HEALTH CALCULATIONS		
		MEC >= Lowest C	Tier 1 - Need limit?	B Available (Y/N)?	Are all B data points non-detects (Y/N)?	If all data points ND Enter the min detection limit (MDL) (ug/L)	Enter the pollutant B detected max conc (ug/L)	If all B is ND, is MDL>C?	If B>C, effluent limit required	Tier 3 - other info. ?	RPA Result - Need Limit?	Reason	Organisms only		
													AMEL hh = ECA = C hh O only	MDEL/AMEL multiplier	MDEL hh
1	Antimony	No	No	Y	N		2.1		B<=C, Step 7		No	MEC<C & B<=C			
2	Arsenic	Yes	Yes	Y	N		14		Limit required, B>C & pollutant detected		Yes	MEC>=C		2.82	
3	Beryllium	No	No	Y	N		0.19		B<=C, Step 7		No	MEC<C & B<=C			
4	Cadmium (Dry Weather)	Yes	Yes	Y	Y	0.12		N	No detected value of B, Step 7		Yes	MEC>=C		2.01	
4	Cadmium (TMDL Wet Weather)	No	No	Y	Y	0.12		N	No detected value of B, Step 7		No	MEC<C & B is ND		2.01	
5a	Chromium (III)	No	No	Y	N		1.4		B<=C, Step 7		No	MEC<C & B<=C			
5b	Chromium (VI)	No	No	Y	Y	0.1		N	No detected value of B, Step 7		No	MEC<C & B is ND			
6	Copper (TMDL Dry Weather)	No	No	Y	N		32		B<=C, Step 7		No	MEC<C & B<=C		2.43	
6	Copper (TMDL Wet Weather)	Yes	Yes	Y	N		32		B<=C, Step 7		Yes	MEC>=C		2.43	
7	Lead (TMDL Dry Weather)	Yes	Yes	Y	N		19		Limit required, B>C & pollutant detected		Yes	MEC>=C		2.16	
7	Lead (TMDL Wet Weather)	No	No	Y	N		19		B<=C, Step 7		No	MEC<C & B<=C		2.16	
8	Mercury	Yes	Yes	Y	Y	0.03		N	No detected value of B, Step 7		Yes	MEC>=C	0.051	2.01	0.10232
9	Nickel	No	No	Y	N		3		B<=C, Step 7		No	MEC<C & B<=C			
10	Selenium	Yes	Yes	Y	Y	0.75		N	No detected value of B, Step 7		Yes	MEC>=C		2.01	
11	Silver	No	No	Y	N		0.16		B<=C, Step 7		No	MEC<C & B<=C			
12	Thallium	No	No	Y	Y	0.078		N	No detected value of B, Step 7		No	MEC<C & B is ND			
13	Zinc (TMDL Dry Weather)	Yes	Yes	Y	N		165		Limit required, B>C & pollutant detected		Yes	MEC>=C		3.44	
13	Zinc (TMDL Wet Weather)	Yes	Yes	Y	N		165		Limit required, B>C & pollutant detected		Yes	MEC>=C		3.44	
14	Cyanide	Yes	Yes	Y	N		4		B<=C, Step 7		Yes	MEC>=C	220000	2.01	441362
15	Asbestos	No	No	Y	Y	0.28		N	No detected value of B, Step 7		No	MEC<C & B is ND			
16	2,3,7,8 TCDD			Y	Y	0.00000243		Y	No detected value of B, Step 7		No	UD; effluent ND, MDL			
	TCDD Equivalents			N					No detected value of B, Step 7		Ud	No effluent data & n			
17	Acrolein	No	No	Y	Y	3.3		N	No detected value of B, Step 7		No	MEC<C & B is ND			
18	Acrylonitrile	No	No	Y	Y	0.52		N	No detected value of B, Step 7		No	MEC<C & B is ND			
19	Benzene	No	No	Y	Y	0.18		N	No detected value of B, Step 7		No	MEC<C & B is ND			
20	Bromoform	No	No	Y	Y	0.13		N	No detected value of B, Step 7		No	MEC<C & B is ND			
21	Carbon Tetrachloride	No	No	Y	Y	0.27		N	No detected value of B, Step 7		No	MEC<C & B is ND			
22	Chlorobenzene	No	No	Y	Y	0.19		N	No detected value of B, Step 7		No	MEC<C & B is ND			
23	Chlorodibromomethane	No	No	Y	Y	0.21		N	No detected value of B, Step 7		No	MEC<C & B is ND			
24	Chloroethane	No Criteria	No Criteria	Y	Y	0.45		N	No Criteria		No Criteria	No Criteria			
25	2-Chloroethylvinyl ether	No Criteria	No Criteria	Y	Y	0.23		N	No Criteria	No Criteria	Uc	No Criteria			
26	Chloroform	No	No	Y	Y	0.18		N	No detected value of B, Step 7		No	MEC<C & B is ND			

CTR#	Parameters	AQUATIC LIFE CALCULATIONS										LIMITS (in Bold)			Recommendation	Comment
		Saltwater / Freshwater / Basin Plan										RPA		Title 22 (MCL)		
		ECA acute multiplier (p.7)	LTA acute	ECA chronic multiplier	LTA chronic	Lowest LTA	AMEL multiplier 95	AMEL aq life	MDEL multiplier 99	MDEL aq life	Lowest AMEL	Lowest MDEL				
1	Antimony														No Limit	
2	Arsenic	0.15	52.67	0.29	42.86	42.86	2.29	98.23	6.46	276.662	98	277	10		Apply MCL as MDEL	
3	Beryllium														No Limit	
4	Cadmium (Dry Weather)	0.32	1.52	0.53	1.34	1.34	1.55	2.08	3.11	4.17076	2.1	4.2	5.0		Apply CTR Limits	
4	Cadmium (TMDL Wet Weather)	0.32	1.00	0.53		1.00	1.55	1.55	3.11	3.1	1.5	3.1	5.0		Apply CTR Limits	
5a	Chromium (III)														No Limit	
5b	Chromium (VI)														No Limit	
6	Copper (TMDL Dry Weather)	0.22		0.40	50.14	50.14	1.87	93.55	4.54	227.63	93.6	228			Apply performance-based MDEL of 100 ug/L based on 99th percentile effluent monitoring data	
6	Copper (TMDL Wet Weather)	0.22	14.76	0.40		14.76	1.87	27.54	4.54	67	28	67				
7	Lead (TMDL Dry Weather)	0.28		0.48	2.39	2.39	1.65	3.96	3.58	8.56114	4	9			Limits developed based on previous TMDL WLA derived from existing CTR criterion as per 40 C.F.R. 131.21(c)	
7	Lead (TMDL Wet Weather)	0.28	17.34	0.48		17.34	1.65	28.69	3.58	62	29	62				
8	Mercury						1.55		3.11		0.051	0.10				
9	Nickel														No Limit	
10	Selenium	0.32	6.42	0.53	2.64	2.64	1.55	4.09	3.11	8.21335	4.1	8.2	50		Apply CTR Limits	
11	Silver														No Limit	
12	Thallium														No Limit	
13	Zinc (TMDL Dry Weather)	0.08	10.21	0.106		10.21	3.73	38.04	12.83	131	38	131				
13	Zinc (TMDL Wet Weather)	0.0779	12.39	0.106		12.39	3.73	46.17	12.83	159	46	159				
14	Cyanide	0.32	7.06	0.53	2.74	2.74	1.55	4.26	3.11	8.54188	4.3	8.5	150		Apply CTR Limits	
15	Asbestos														No Limit	
16	2,3,7,8 TCDD														No Limit	
	TCDD Equivalents														No Limit	
17	Acrolein														No Limit	
18	Acrylonitrile														No Limit	
19	Benzene														No Limit	
20	Bromoform														No Limit	
21	Carbon Tetrachloride														No Limit	
22	Chlorobenzene														No Limit	
23	Chlorodibromomethane														No Limit	
24	Chloroethane														No Limit	
25	2-Chloroethylvinyl ether														No Limit	
26	Chloroform														No Limit	

CTR#	Parameters	Units	CV	MEC	CTR Water Quality Criteria (ug/L)								
					Freshwater		Saltwater		Human Health for consumption of:		Los Angeles River TMDL		
					C acute = CMC tot	C chronic = CCC tot	C acute = CMC tot	C chronic = CCC tot	Primary MCLs	Organisms only	Dry Weather WLAs (Chronic Criteria)	Wet Weather WLAs (Acute Criteria)	Lowest C
27	Dichlorobromomethane	ug/L		0.31				80.00	46.00				46.00
28	1,1-Dichloroethane	ug/L		0.32				5.00					5.00
29	1,2-Dichloroethane	ug/L		0.2				0.50	99.00				0.50
30	1,1-Dichloroethylene	ug/L		0.3				6.00	3.20				3.20
31	1,2-Dichloropropane	ug/L		0.36				5.00	39.00				5.00
32	1,3-Dichloropropylene	ug/L		0.25				0.50	1700.00				0.50
33	Ethylbenzene	ug/L		0.17				300.00	29000.00				300.00
34	Methyl Bromide	ug/L		0.68					4000.00				4000.00
35	Methyl Chloride	ug/L		Criteria									No Criteria
36	Methylene Chloride	ug/L		0.16				5.00	1600.00				5.00
37	1,1,2,2-Tetrachloroethane	ug/L		0.25				1.00	11.00				1.00
38	Tetrachloroethylene	ug/L		0.18				5.00	8.85				5.00
39	Toluene	ug/L		0.33				150.00	200000.00				150.00
40	1,2-Trans-Dichloroethylene	ug/L		0.33				10.00	140000.00				10.00
41	1,1,1-Trichloroethane	ug/L		0.38				200.00					200.00
42	1,1,2-Trichloroethane	ug/L		0.25				5.00	42.00				5.00
43	Trichloroethylene	ug/L		0.39				5.00	81.00				5.00
44	Vinyl Chloride	ug/L		0.18				0.50	525.00				0.50
45	2-Chlorophenol	ug/L		3.4					400.00				400.00
46	2,4-Dichlorophenol	ug/L		3.1					790.00				790.00
47	2,4-Dimethylphenol	ug/L		3.6					2300.00				2300.00
48	4,6-dinitro-o-resol (aka2-methyl-4,6-Dinitrophenol)	ug/L		3.1					765.00				765.00
49	2,4-Dinitrophenol	ug/L		1.9					14000.00				14000.00
50	2-Nitrophenol	ug/L		Criteria									No Criteria
51	4-Nitrophenol	ug/L		Criteria									No Criteria
52	3-Methyl-4-Chlorophenol (aka P-chloro-m-resol)	ug/L		Criteria									No Criteria
53	Pentachlorophenol	ug/L			3.94	3.03		1.00	8.20				1.00
54	Phenol	ug/L		1.6					4600000.00				#####
55	2,4,6-Trichlorophenol	ug/L		2.7					6.50				6.50
56	Acenaphthene	ug/L		3.4					2700.00				2700.00
57	Acenaphthylene	ug/L		Criteria									No Criteria
58	Anthracene	ug/L		3.9					110000.00				110000.00
59	Benzidine	ug/L							0.00				0.00
60	Benzo(a)Anthracene	ug/L							0.05				0.05
61	Benzo(a)Pyrene	ug/L							0.05				0.05
62	Benzo(b)Fluoranthene	ug/L							0.05				0.05
63	Benzo(ghi)Perylene	ug/L		Criteria									No Criteria
64	Benzo(k)Fluoranthene	ug/L							0.05				0.05
65	Bis(2-Chloroethoxy)Methane	ug/L		Criteria									No Criteria
66	Bis(2-Chloroethyl)Ether	ug/L							1.40				1.40

CTR#	Parameters	REASONABLE POTENTIAL ANALYSIS (RPA)											HUMAN HEALTH CALCULATIONS		
		MEC >= Lowest C	Tier 1 - Need limit?	B Available (Y/N)?	Are all B data points non-detects (Y/N)?	If all data points ND Enter the min detection limit (MDL) (ug/L)	Enter the pollutant B detected max conc (ug/L)	If all B is ND, is MDL>C?	If B>C, effluent limit required	Tier 3 - other info. ?	RPA Result - Need Limit?	Reason	Organisms only		
													AMEL hh = ECA = C hh O only	MDEL/AMEL multiplier	MDEL hh
27	Dichlorobromomethane	No	No	Y	Y	0.31		N	No detected value of B, Step 7		No	MEC<C & B is ND			
28	1,1-Dichloroethane	No	No	Y	Y	0.32		N	No detected value of B, Step 7		No	MEC<C & B is ND			
29	1,2-Dichloroethane	No	No	Y	Y	0.2		N	No detected value of B, Step 7		No	MEC<C & B is ND			
30	1,1-Dichloroethylene	No	No	Y	Y	0.3		N	No detected value of B, Step 7		No	MEC<C & B is ND			
31	1,2-Dichloropropane	No	No	Y	Y	0.36		N	No detected value of B, Step 7		No	MEC<C & B is ND			
32	1,3-Dichloropropylene	No	No	Y	Y	0.25		N	No detected value of B, Step 7		No	MEC<C & B is ND			
33	Ethylbenzene	No	No	Y	Y	0.21		N	No detected value of B, Step 7		No	MEC<C & B is ND			
34	Methyl Bromide	No	No	Y	Y	0.68		N	No detected value of B, Step 7		No	MEC<C & B is ND			
35	Methyl Chloride	No Criteria	No Criteria	Y	Y	0.27		N	No Criteria	No Criteria	Uc	No Criteria			
36	Methylene Chloride	No	No	Y	Y	0.16		N	No detected value of B, Step 7		No	MEC<C & B is ND			
37	1,1,2,2-Tetrachloroethane	No	No	Y	Y	0.25		N	No detected value of B, Step 7		No	MEC<C & B is ND			
38	Tetrachloroethylene	No	No	Y	Y	0.18		N	No detected value of B, Step 7		No	MEC<C & B is ND			
39	Toluene	No	No	Y	Y	0.24		N	No detected value of B, Step 7		No	MEC<C & B is ND			
40	1,2-Trans-Dichloroethylene	No	No	Y	Y	0.33		N	No detected value of B, Step 7		No	MEC<C & B is ND			
41	1,1,1-Trichloroethane	No	No	Y	Y	0.38		N	No detected value of B, Step 7		No	MEC<C & B is ND			
42	1,1,2-Trichloroethane	No	No	Y	Y	0.25		N	No detected value of B, Step 7		No	MEC<C & B is ND			
43	Trichloroethylene	No	No	Y	Y	0.39		N	No detected value of B, Step 7		No	MEC<C & B is ND			
44	Vinyl Chloride	No	No	Y	Y	0.18		N	No detected value of B, Step 7		No	MEC<C & B is ND			
45	2-Chlorophenol	No	No	Y	Y	3.4		N	No detected value of B, Step 7		No	MEC<C & B is ND			
46	2,4-Dichlorophenol	No	No	Y	Y	3.1		N	No detected value of B, Step 7		No	MEC<C & B is ND			
47	2,4-Dimethylphenol	No	No	Y	Y	3.6		N	No detected value of B, Step 7		No	MEC<C & B is ND			
48	4,6-dinitro-o-resol (aka2-methyl-4,6-Dinitrophenol)	No	No	Y	Y	3.1		N	No detected value of B, Step 7		No	MEC<C & B is ND			
49	2,4-Dinitrophenol	No	No	Y	Y	1.9		N	No detected value of B, Step 7		No	MEC<C & B is ND			
50	2-Nitrophenol	No Criteria	No Criteria	Y	Y	3.3		N	No Criteria	No Criteria	Uc	No Criteria			
51	4-Nitrophenol	No Criteria	No Criteria	Y	Y	0.9		N	No Criteria	No Criteria	Uc	No Criteria			
52	3-Methyl-4-Chlorophenol (aka P-chloro-m-resol)	No Criteria	No Criteria	Y	Y	2.9		N	No Criteria	No Criteria	Uc	No Criteria			
53	Pentachlorophenol			Y	Y	3.1		Y	No detected value of B, Step 7		No	UD; effluent ND, MD			
54	Phenol	No	No	Y	Y	1.6		N	No detected value of B, Step 7		No	MEC<C & B is ND			
55	2,4,6-Trichlorophenol	No	No	Y	Y	2.7		N	No detected value of B, Step 7		No	MEC<C & B is ND			
56	Acenaphthene	No	No	Y	Y	3.4		N	No detected value of B, Step 7		No	MEC<C & B is ND			
57	Acenaphthylene	No Criteria	No Criteria	Y	Y	3.1		N	No Criteria	No Criteria	Uc	No Criteria			
58	Anthracene	No	No	Y	Y	3.9		N	No detected value of B, Step 7		No	MEC<C & B is ND			
59	Benzidine			Y	Y	4		Y	No detected value of B, Step 7		No	UD; effluent ND, MD			
60	Benzo(a)Anthracene			Y	Y	3.7		Y	No detected value of B, Step 7		No	UD; effluent ND, MD			
61	Benzo(a)Pyrene			Y	Y	3.8		Y	No detected value of B, Step 7		No	UD; effluent ND, MD			
62	Benzo(b)Fluoranthene			Y	Y	4.3		Y	No detected value of B, Step 7		No	UD; effluent ND, MD			
63	Benzo(ghi)Perylene	No Criteria	No Criteria	Y	Y	4.3		N	No Criteria	No Criteria	Uc	No Criteria			
64	Benzo(k)Fluoranthene			Y	Y	3.8		Y	No detected value of B, Step 7		No	UD; effluent ND, MD			
65	Bis(2-Chloroethoxy)Methane	No Criteria	No Criteria	Y	Y	3.2		N	No Criteria	No Criteria	Uc	No Criteria			
66	Bis(2-Chloroethyl)Ether			Y	Y	3.8		Y	No detected value of B, Step 7		No	UD; effluent ND, MD			

CTR#	Parameters	AQUATIC LIFE CALCULATIONS									LIMITS (in Bold)			Recommendation	Comment
		Saltwater / Freshwater / Basin Plan									RPA		Title 22 (MCL)		
		ECA acute multiplier (p.7)	LTA acute	ECA chronic multiplier	LTA chronic	Lowest LTA	AMEL multiplier 95	AMEL aq life	MDEL multiplier 99	MDEL aq life	Lowest AMEL	Lowest MDEL			
27	Dichlorobromomethane													No Limit	
28	1,1-Dichloroethane													No Limit	
29	1,2-Dichloroethane													No Limit	
30	1,1-Dichloroethylene													No Limit	
31	1,2-Dichloropropane													No Limit	
32	1,3-Dichloropropylene													No Limit	
33	Ethylbenzene													No Limit	
34	Methyl Bromide													No Limit	
35	Methyl Chloride													No Limit	
36	Methylene Chloride													No Limit	
37	1,1,2,2-Tetrachloroethane													No Limit	
38	Tetrachloroethylene													No Limit	
39	Toluene													No Limit	
40	1,2-Trans-Dichloroethylene													No Limit	
41	1,1,1-Trichloroethane													No Limit	
42	1,1,2-Trichloroethane													No Limit	
43	Trichloroethylene													No Limit	
44	Vinyl Chloride													No Limit	
45	2-Chlorophenol													No Limit	
46	2,4-Dichlorophenol													No Limit	
47	2,4-Dimethylphenol													No Limit	
48	4,6-dinitro-o-resol (aka2-methyl-4,6-Dinitrophenol)													No Limit	
49	2,4-Dinitrophenol													No Limit	
50	2-Nitrophenol													No Limit	
51	4-Nitrophenol													No Limit	
52	3-Methyl-4-Chlorophenol (aka P-chloro-m-resol)													No Limit	
53	Pentachlorophenol													No Limit	
54	Phenol													No Limit	
55	2,4,6-Trichlorophenol													No Limit	
56	Acenaphthene													No Limit	
57	Acenaphthylene													No Limit	
58	Anthracene													No Limit	
59	Benzidine													No Limit	
60	Benzo(a)Anthracene													No Limit	
61	Benzo(a)Pyrene													No Limit	
62	Benzo(b)Fluoranthene													No Limit	
63	Benzo(ghi)Perylene													No Limit	
64	Benzo(k)Fluoranthene													No Limit	
65	Bis(2-Chloroethoxy)Methane													No Limit	
66	Bis(2-Chloroethyl)Ether													No Limit	

CTR#	Parameters	Units	CV	MEC	CTR Water Quality Criteria (ug/L)										
					Freshwater		Saltwater		Human Health for consumption of:		Los Angeles River TMDL				
					C acute = CMC tot	C chronic = CCC tot	C acute = CMC tot	C chronic = CCC tot	Primary MCLs	Organisms only	Dry Weather WLAs (Chronic Criteria)	Wet Weather WLAs (Acute Criteria)	Lowest C		
67	Bis(2-Chloroisopropyl)Ether	ug/L		3.4							170000.00				170000.00
68	Bis(2-Ethylhexyl)Phthalate	ug/L	0.6	16					4.00	5.90					4.00
69	4-Bromophenyl Phenyl Ether	ug/L		b Criteria											No Criteria
70	Butylbenzyl Phthalate	ug/L		2.5						5200.00					5200.00
71	2-Chloronaphthalene	ug/L		3.6						4300.00					4300.00
72	4-Chlorophenyl Phenyl Ether	ug/L		b Criteria											No Criteria
73	Chrysene	ug/L								0.05					0.05
74	Dibenzo(a,h)Anthracene	ug/L								0.05					0.05
75	1,2-Dichlorobenzene	ug/L		3.5				600.00		17000.00					600.00
76	1,3-Dichlorobenzene	ug/L		3.3						2600.00					2600.00
77	1,4-Dichlorobenzene	ug/L		3.5				5.00		2600.00					5.00
78	3,3 Dichlorobenzidine	ug/L								0.08					0.08
79	Diethyl Phthalate	ug/L		2.5						120000.00					120000.00
80	Dimethyl Phthalate	ug/L		2.5						2900000.00					#####
81	Di-n-Butyl Phthalate	ug/L		2.5						12000.00					12000.00
82	2,4-Dinitrotoluene	ug/L		2.8						9.10					9.10
83	2,6-Dinitrotoluene	ug/L		b Criteria											No Criteria
84	Di-n-Octyl Phthalate	ug/L		b Criteria											No Criteria
85	1,2-Diphenylhydrazine	ug/L								0.54					0.54
86	Fluoranthene	ug/L		3.9						370.00					370.00
87	Fluorene	ug/L		3.4						14000.00					14000.00
88	Hexachlorobenzene	ug/L						1.00		0.00					0.00
89	Hexachlorobutadiene	ug/L		3.5						50.00					50.00
90	Hexachlorocyclopentadiene	ug/L		2.1				50.00		17000.00					50.00
91	Hexachloroethane	ug/L		3.3						8.90					8.90
92	Indeno(1,2,3-cd)Pyrene	ug/L								0.05					0.05
93	Isophorone	ug/L		3.4						600.00					600.00
94	Naphthalene	ug/L		b Criteria											No Criteria
95	Nitrobenzene	ug/L		4.1						1900.00					1900.00
96	N-Nitrosodimethylamine	ug/L		2.8						8.10					8.10
97	N-Nitrosodi-n-Propylamine	ug/L								1.40					1.40
98	N-Nitrosodiphenylamine	ug/L		4.2						16.00					16.00
99	Phenanthrene	ug/L		b Criteria											No Criteria
100	Pyrene	ug/L		3.9						11000.00					11000.00
101	1,2,4-Trichlorobenzene	ug/L		3.3				5.00							5.00
102	Aldrin	ug/L								3.00					0.00
103	alpha-BHC	ug/L		0.005						0.01					0.01
104	beta-BHC	ug/L		0.005						0.05					0.05
105	gamma-BHC	ug/L		0.0004						0.95					0.06
106	delta-BHC	ug/L		b Criteria											No Criteria
107	Chlordane	ug/L								2.40	0.00				0.00
108	4,4'-DDT	ug/L								1.10	0.00				0.00
109	4,4'-DDE (linked to DDT)	ug/L									0.00				0.00
110	4,4'-DDD	ug/L									0.00				0.00
111	Dieldrin	ug/L									0.24	0.06			0.00
112	alpha-Endosulfan	ug/L		0.006						0.22	0.06				0.06
113	beta-Endosulfan	ug/L		0.011						0.22	0.06				0.06
114	Endosulfan Sulfate	ug/L		0.012							240.00				240.00
115	Endrin	ug/L		0.015					2.00	0.09	0.04				0.04
116	Endrin Aldehyde	ug/L		0.012							0.81				0.81
117	Heptachlor	ug/L								0.52	0.00				0.00
118	Heptachlor Epoxide	ug/L								0.52	0.00				0.00
119-125	PCBs sum (2)	ug/L							0.50	0.01					0.00
126	Toxaphene	ug/L							3.00	0.73	0.00				0.00

Notes:
 Ud = Undetermined due to lack of data
 Uc = Undetermined due to lack of CTR Water Quality Criteria
 C = Water Quality Criteria
 B = Background receiving water data

CTR#	Parameters	REASONABLE POTENTIAL ANALYSIS (RPA)											HUMAN HEALTH CALCULATIONS		
		MEC >= Lowest C	Tier 1 - Need limit?	B Available (Y/N)?	Are all B data points non-detects (Y/N)?	If all data points ND Enter the min detection limit (MDL) (ug/L)	Enter the pollutant B detected max conc (ug/L)	If all B is ND, is MDL>C?	If B>C, effluent limit required	Tier 3 - other info. ?	RPA Result - Need Limit?	Reason	Organisms only		
													AMEL hh = ECA = C hh O only	MDEL/AMEL multiplier	MDEL hh
67	Bis(2-Chloroisopropyl)Ether	No	No	Y	Y	3.4		N	No detected value of B, Step 7		No	MEC<C & B is ND			
68	Bis(2-Ethylhexyl)Phthalate	Yes	Yes	Y	Y	4.6		Y	No detected value of B, Step 7		Yes	MEC>=C	5.9	2.01	11.83652
69	4-Bromophenyl Phenyl Ether	No Criteria	No Criteria	Y	Y	4.2		N	No Criteria	No Criteria	Uc	No Criteria			
70	Butylbenzyl Phthalate	No	No	Y	Y	2.5		N	No detected value of B, Step 7		No	MEC<C & B is ND			
71	2-Chloronaphthalene	No	No	Y	Y	3.6		N	No detected value of B, Step 7		No	MEC<C & B is ND			
72	4-Chlorophenyl Phenyl Ether	No Criteria	No Criteria	Y	Y	2.8		N	No Criteria	No Criteria	Uc	No Criteria			
73	Chrysene			Y	Y	4.3		Y	No detected value of B, Step 7		No	UD; effluent ND, MC			
74	Dibenzo(a,h)Anthracene			Y	Y	4.3		Y	No detected value of B, Step 7		No	UD; effluent ND, MC			
75	1,2-Dichlorobenzene	No	No	Y	Y	3.5		N	No detected value of B, Step 7		No	MEC<C & B is ND			
76	1,3-Dichlorobenzene	No	No	Y	Y	3.3		N	No detected value of B, Step 7		No	MEC<C & B is ND			
77	1,4-Dichlorobenzene	No	No	Y	Y	3.5		N	No detected value of B, Step 7		No	MEC<C & B is ND			
78	3,3 Dichlorobenzidine			Y	Y	3.3		Y	No detected value of B, Step 7		No	UD; effluent ND, MC			
79	Diethyl Phthalate	No	No	Y	Y	2.5		N	No detected value of B, Step 7		No	MEC<C & B is ND			
80	Dimethyl Phthalate	No	No	Y	Y	2.5		N	No detected value of B, Step 7		No	MEC<C & B is ND			
81	Di-n-Butyl Phthalate	No	No	Y	Y	2.5		N	No detected value of B, Step 7		No	MEC<C & B is ND			
82	2,4-Dinitrotoluene	No	No	Y	Y	2.8		N	No detected value of B, Step 7		No	MEC<C & B is ND			
83	2,6-Dinitrotoluene	No Criteria	No Criteria	Y	Y	3.1		N	No Criteria	No Criteria	Uc	No Criteria			
84	Di-n-Octyl Phthalate	No Criteria	No Criteria	Y	Y	3.2		N	No Criteria	No Criteria	Uc	No Criteria			
85	1,2-Diphenylhydrazine			Y	Y	1.3		Y	No detected value of B, Step 7		No	UD; effluent ND, MC			
86	Fluoranthene	No	No	Y	Y	3.9		N	No detected value of B, Step 7		No	MEC<C & B is ND			
87	Fluorene	No	No	Y	Y	3.4		N	No detected value of B, Step 7		No	MEC<C & B is ND			
88	Hexachlorobenzene			Y	Y	4.2		Y	No detected value of B, Step 7		No	UD; effluent ND, MC			
89	Hexachlorobutadiene	No	No	Y	Y	3.5		N	No detected value of B, Step 7		No	MEC<C & B is ND			
90	Hexachlorocyclopentadiene	No	No	Y	Y	2.1		N	No detected value of B, Step 7		No	MEC<C & B is ND			
91	Hexachloroethane	No	No	Y	Y	3.3		N	No detected value of B, Step 7		No	MEC<C & B is ND			
92	Indeno(1,2,3-cd)Pyrene			Y	Y	4		Y	No detected value of B, Step 7		No	UD; effluent ND, MC			
93	Isophorone	No	No	Y	Y	3.4		N	No detected value of B, Step 7		No	MEC<C & B is ND			
94	Naphthalene	No Criteria	No Criteria	Y	Y	3		N	No Criteria	No Criteria	Uc	No Criteria			
95	Nitrobenzene	No	No	Y	Y	4.1		N	No detected value of B, Step 7		No	MEC<C & B is ND			
96	N-Nitrosodimethylamine	No	No	Y	Y	2.8		N	No detected value of B, Step 7		No	MEC<C & B is ND			
97	N-Nitrosodi-n-Propylamine			Y	Y	3.8		Y	No detected value of B, Step 7		No	UD; effluent ND, MC			
98	N-Nitrosodiphenylamine	No	No	Y	Y	4.2		N	No detected value of B, Step 7		No	MEC<C & B is ND			
99	Phenanthrene	No Criteria	No Criteria	Y	Y	3.7		N	No Criteria	No Criteria	Uc	No Criteria			
100	Pyrene	No	No	Y	Y	3.9		N	No detected value of B, Step 7		No	MEC<C & B is ND			
101	1,2,4-Trichlorobenzene	No	No	Y	Y	3.3		N	No detected value of B, Step 7		No	MEC<C & B is ND			
102	Aldrin			Y	Y	0.008		Y	No detected value of B, Step 7		No	UD; effluent ND, MC			
103	alpha-BHC	No	No	Y	Y	0.005		N	No detected value of B, Step 7		No	MEC<C & B is ND			
104	beta-BHC	No	No	Y	Y	0.005		N	No detected value of B, Step 7		No	MEC<C & B is ND			
105	gamma-BHC	No	No	Y	Y	0.0004		N	No detected value of B, Step 7		No	MEC<C & B is ND			
106	delta-BHC	No Criteria	No Criteria	Y	Y	0.006		N	No Criteria	No Criteria	Uc	No Criteria			
107	Chlordane			Y	Y	0.1		Y	No detected value of B, Step 7		No	UD; effluent ND, MC			
108	4,4'-DDT			Y	Y	0.017		Y	No detected value of B, Step 7		No	UD; effluent ND, MC			
109	4,4'-DDE (linked to DDT)			Y	Y	0.013		Y	No detected value of B, Step 7		No	UD; effluent ND, MC			
110	4,4'-DDD			Y	Y	0.015		Y	No detected value of B, Step 7		No	UD; effluent ND, MC			
111	Dieldrin			Y	Y	0.012		Y	No detected value of B, Step 7		No	UD; effluent ND, MC			
112	alpha-Endosulfan	No	No	Y	N		0.038		B<=C, Step 7		No	MEC<C & B<=C			
113	beta-Endosulfan	No	No	Y	Y	0.011		N	No detected value of B, Step 7		No	MEC<C & B is ND			
114	Endosulfan Sulfate	No	No	Y	Y	0.012		N	No detected value of B, Step 7		No	MEC<C & B is ND			
115	Endrin	No	No	Y	Y	0.015		N	No detected value of B, Step 7		No	MEC<C & B is ND			
116	Endrin Aldehyde	No	No	Y	Y	0.012		N	No detected value of B, Step 7		No	MEC<C & B is ND			
117	Heptachlor			Y	Y	0.008		Y	No detected value of B, Step 7		No	UD; effluent ND, MC			
118	Heptachlor Epoxide			Y	Y	0.01		Y	No detected value of B, Step 7		No	UD; effluent ND, MC			
119-125	PCBs sum (2)			Y	Y	0.071		Y	No detected value of B, Step 7		No	UD; effluent ND, MC			
126	Toxaphene			Y	Y	3.1		Y	No detected value of B, Step 7		No	UD; effluent ND, MC			

Notes:
 Ud = Undetermined due to lack of data
 Uc = Undetermined due to lack of CTR Water Q;
 C = Water Quality Criteria
 B = Background receiving water data

CTR#	Parameters	AQUATIC LIFE CALCULATIONS								LIMITS (in Bold)			Recommendation	Comment	
		Saltwater / Freshwater / Basin Plan								RPA		Title 22 (MCL)			
		ECA acute multiplier (p.7)	LTA acute	ECA chronic multiplier	LTA chronic	Lowest LTA	AMEL multiplier 95	AMEL aq life	MDEL multiplier 99	MDEL aq life	Lowest AMEL				Lowest MDEL
67	Bis(2-Chloroisopropyl)Ether													No Limit	
68	Bis(2-Ethylhexyl)Phthalate						1.55		3.11		5.9	11.8	4.0		Apply MCL as MDEL
69	4-Bromophenyl Phenyl Ether													No Limit	
70	Butylbenzyl Phthalate													No Limit	
71	2-Chloronaphthalene													No Limit	
72	4-Chlorophenyl Phenyl Ether													No Limit	
73	Chrysene													No Limit	
74	Dibenzo(a,h)Anthracene													No Limit	
75	1,2-Dichlorobenzene													No Limit	
76	1,3-Dichlorobenzene													No Limit	
77	1,4-Dichlorobenzene													No Limit	
78	3,3 Dichlorobenzidine													No Limit	
79	Diethyl Phthalate													No Limit	
80	Dimethyl Phthalate													No Limit	
81	Di-n-Butyl Phthalate													No Limit	
82	2,4-Dinitrotoluene													No Limit	
83	2,6-Dinitrotoluene													No Limit	
84	Di-n-Octyl Phthalate													No Limit	
85	1,2-Diphenylhydrazine													No Limit	
86	Fluoranthene													No Limit	
87	Fluorene													No Limit	
88	Hexachlorobenzene													No Limit	
89	Hexachlorobutadiene													No Limit	
90	Hexachlorocyclopentadiene													No Limit	
91	Hexachloroethane													No Limit	
92	Indeno(1,2,3-cd)Pyrene													No Limit	
93	Isophorone													No Limit	
94	Naphthalene													No Limit	
95	Nitrobenzene													No Limit	
96	N-Nitrosodimethylamine													No Limit	
97	N-Nitrosodi-n-Propylamine													No Limit	
98	N-Nitrosodiphenylamine													No Limit	
99	Phenanthrene													No Limit	
100	Pyrene													No Limit	
101	1,2,4-Trichlorobenzene													No Limit	
102	Aldrin													No Limit	
103	alpha-BHC													No Limit	
104	beta-BHC													No Limit	
105	gamma-BHC													No Limit	
106	delta-BHC													No Limit	
107	Chlordane													No Limit	
108	4,4'-DDT													No Limit	
109	4,4'-DDE (linked to DDT)													No Limit	
110	4,4'-DDD													No Limit	
111	Dieldrin													No Limit	
112	alpha-Endosulfan													No Limit	
113	beta-Endosulfan													No Limit	
114	Endosulfan Sulfate													No Limit	
115	Endrin													No Limit	
116	Endrin Aldehyde													No Limit	
117	Heptachlor													No Limit	
118	Heptachlor Epoxide													No Limit	
119-125	PCBs sum (2)													No Limit	
126	Toxaphene													No Limit	

Notes:
 Ud = Undetermined due to lack of data
 Uc = Undetermined due to lack of CTR Water Q:
 C = Water Quality Criteria
 B = Background receiving water data